


CENTER COURT PRO



**HIGH PERFORMANCE
VERTICAL BURN
TENNIS LIGHTING**





INTRODUCING A SUPERIOR LIGHTING SOLUTION FOR THE COURT

The **Center Court Pro** Fixture was designed from the very beginning to provide unmatched performance for the tennis industry. It is a True Type IV Forward Throw fixture made for precise light control and minimum light spillage. The quality of construction and ease of installation not only makes it the first choice in tennis lighting, but the only choice for many industry professionals.

CHALLENGE THE NIGHT

Premium Materials

- Highest efficiency reflector so more light makes it to the playing surface while giving unparalleled full cutoff control
- Premium anti-reflective glass for the highest level of transmittance available
- Aircraft grade aluminum housing and super durable electrostatically applied powdercoat finish for exceptional fixture life in the harshest of environments

Superior Design

- Vertical burn lamp placement and specular reflector for the highest efficiency in both light output and lamp life
- Lower EPA for easier job permitting
- Modular mounting design for simple installation and unlimited versatility for even the most custom applications

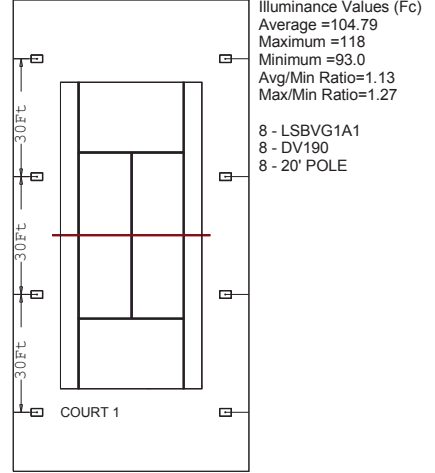
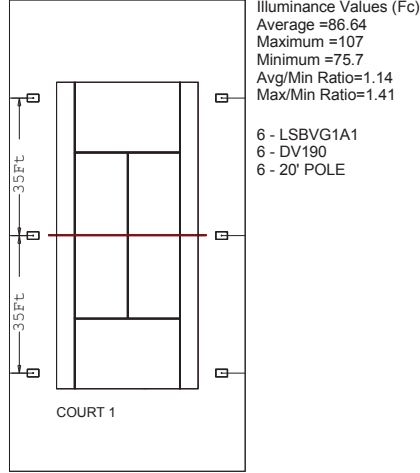
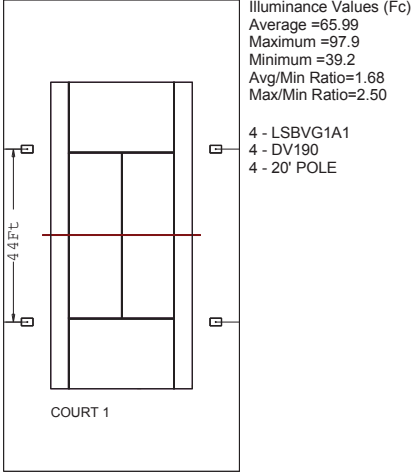
Exceptional Savings

- Fewer fixtures and poles to achieve the required light levels makes for a lower initial expense on installation
- Better efficiency means less energy and lower electricity bills, benefitting not only the customer, but the environment

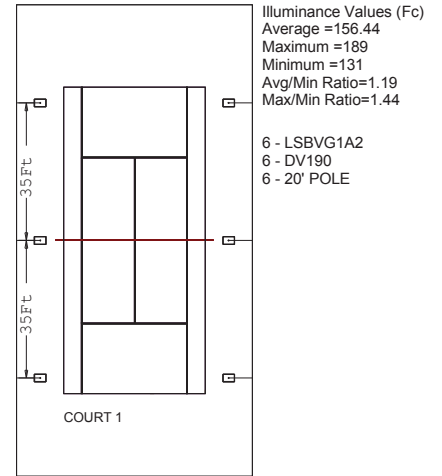
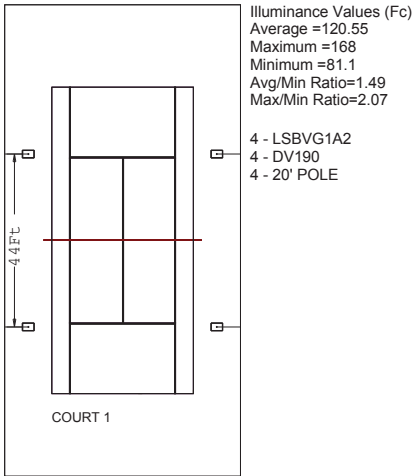


STANDARD LAYOUTS

CENTER COURT PRO SINGLE LAMP



CENTER COURT PRO DUAL LAMP



Center Court's standard layouts are designed by our in-house engineering staff that is intimately familiar with tennis court sizes, configurations, and light level requirements. Our knowledgeable staff can help design custom courts to fit any specific needs you may have. Whether your needs are for a recreational court in your backyard, or a design for a state-of-the-art sports complex, Center Court has the tools to aid you in completing the project from the very beginning all the way through to opening day.

Local codes, wind zones, and fixture loads determine the necessary size and strength of the poles needed for your tennis courts.

Contact your local Center Court sales representative for a complimentary cost analysis of your tennis court application.



Catalog Number	
Notes	Type

Features & Specifications

Applications

The new Center Court Pro Series luminaires are designed as a superior lighting solution for tennis courts utilizing the most efficient technology available.

Construction

The fixture housing is constructed of durable formed aluminum with all seams expertly welded and sealed to withstand the harshest of environments. The lens is sealed in place and a door gasket is provided for weather-tight protection.

Finish

Our Super Durable Polyester powder coat finish is backed by a five year finish warranty. Standard colors are US Tennis Green, Bronze, Black, White and Custom Colors are available.

Optical System

State of the art Enhanced High Performance Reflector uses specular faceted high gloss components and a tempered flat lens which utilizes the highest light transmission glass technology for the best performing optics in the industry today. The lamp is oriented vertically for maximum efficiency and life. The optical system meets full cutoff requirements.

Ballast

Ballasts are available in multi-tap and 480 volt. A full range of wattages are available to suit each individual need. All high efficiency ballasts are pre-wired for your convenience.

Listing

ETL listed suitable for wet locations.

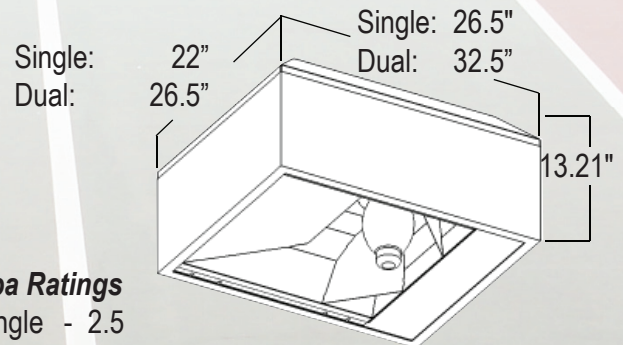
Warranty

Five year warranty on the fixture and finish, one year on the ballast and lamps.

CENTER COURT PRO High Performance Tennis Luminaire



DIMENSIONS



Epa Ratings

Single - 2.5

Dual - 3.0

Fixture Weights

Single - 65lbs

Dual - 95lbs

Please contact your Techlight Sales Representative for more information.

ORDERING NOMENCLATURE

(EXAMPLE: Large Shoebox Vertical Premium Type IV Pulst Start1000MH-MT w/ Dual Lamp Painted Black)

LSBV	G	1	A	2	PS	BK
Large Shoebox Verticle Burn	Reflector G - Forward Throw Premium	Lamp/Ballast 1 - 1000MH 6 - 775MH-PS	Voltage A - Multi Tap B - 480 C - Five Tap*	Single/Dual 1 - Single 2 - Dual	Pulse Start PS- Pulse Start	Color BK - Black BZ - Bronze GR - Green WH- White SP - Special

*Five Tap only available in 1000W