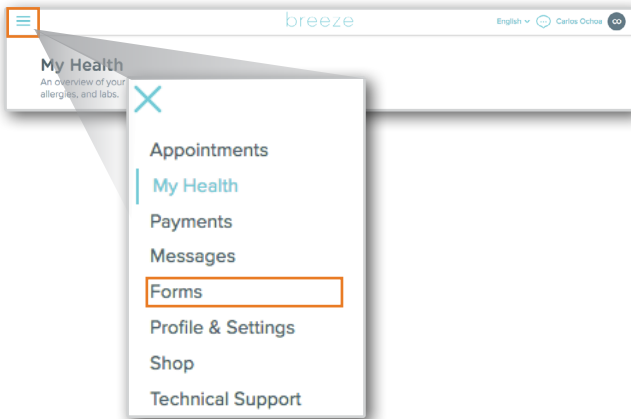


b Breeze - Patient Portal

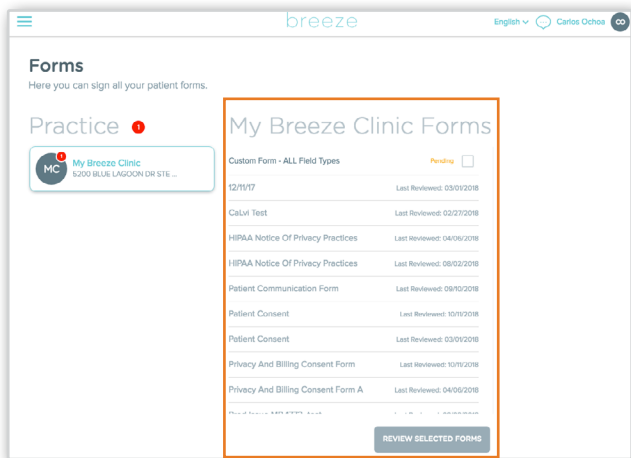
Completing Forms

Your practice may require you to complete forms prior to visiting the office. **Web.gobreeze.com** simplifies this process by allowing you to fill these forms out on any web browser.

1. On your **web.gobreeze.com** homepage, click the menu button in the top right and click **Forms**.



2. On the forms page, you will be able to complete new forms and review previously completed forms.

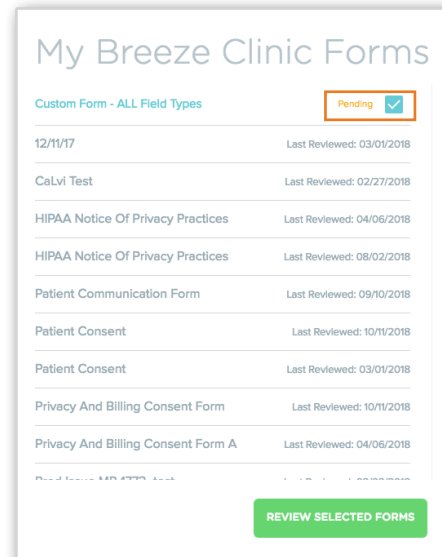


If your practice has assigned you a form to complete, a notification badge will appear on the practice tile.



To complete the form in question:

- a. Review the **Forms** list and click on any forms listed as **Pending** then click **Review Selected Forms**.



Note: Your practice may have its own specific forms required for completion. Please speak to your practice regarding any questions you may have about those forms.

b Breeze - Patient Portal
Completing Forms

- b. On the **Reviewed Forms** page, fill in the required fields and click **Sign Form** when completed.

- 3. Once completed, the form will appear on the list with a **Last Reviewed Date**.

Forms
 Here you can sign all your patient forms.

Practice My Breeze Clinic Forms

MC My Breeze Clinic 5200 BLUE LAGOON DR STE ...	Custom Form - ALL Field Types	Last Reviewed: 10/15/2018
	HIPAA Notice Of Privacy Practices	Last Reviewed: 08/02/2018
	HIPAA Notice Of Privacy Practices	Last Reviewed: 04/06/2018
	Patient Communication Form	Last Reviewed: 09/10/2018
	Patient Consent	Last Reviewed: 10/11/2018
	Patient Consent	Last Reviewed: 03/01/2018
	Privacy And Billing Consent Form	Last Reviewed: 10/11/2018
	Privacy And Billing Consent Form A	Last Reviewed: 04/06/2018
	Prod Issue MR-1773_test	Last Reviewed: 08/02/2018
	Survey	Last Reviewed: 01/10/2018
	This Is To Test For CornerStone	Last Reviewed: 04/26/2018

REVIEW SELECTED FORMS