


# RUSTGO®

## Mobile Work Platforms



# MODEL 195



# MODEL 139



(TOEBOARDS NOT SHOWN)

# MODEL 195

Maximum working height: 31'6"/9.6m  
Maximum workload: 1000 lb./454K  
Shown Above: Model 195 w/ball hitch,  
wide tires & 2 intermediate level.  
Maximum Deck Height: 25'6"

# MODEL 139

Maximum working height: 25'6"/7.8m  
Maximum workload: 750 lb./340K  
Shown Above: Model 139 w/ball hitch,  
wide tires & 1 intermediate level.  
Maximum Deck Height: 19'6"/6m

## ◆ STANDARD RUSTGO FEATURES

1. The 2'x20' platform with plywood decking has a 750 lb./340k workload. Our linear design give workmen a large coverage area with fewer moves and less down time. Toeboards (not shown) are standard on all platforms.
2. Full height (42"/1.1m) guardrails surround the platform. The front top & midrails are removable.
3. A ladder attaches securely to the rear upright giving you safe, easy access to each working level.
4. Utilizing acme threaded rod, the adjusting arms plumb each upright independently.
5. A free floating reach allows each axle to move independently.
6. The rear steering allows the unit to be maneuvered around corners and obstacles and into tight working quarters. The tongue easily folds up and locks for towing.
7. Optional 2' & 2-5/16 ball hitch & pintle ring available.
8. Manual Parking brakes are on all four wheels.
9. A hand-wound, anti-spooling winch and cable on each upright is operated from ground level to raise and lower the platform(s). When adjusted, the platform is held in place by a postive lock system.
10. Model 139 counterweights are bolted in place.
11. Automotive tires, mounted on 15" rims, make the units easy to maneuver around the jobsite and over uneven terrain. Standard tires are P205/75R15's. Optional 10" wide P275/60R15 tires and rims are available.
12. 6 ft. upright extensions are a standard part of the unit. For maximum height, they can be attached in minutes, working off the platform.
13. The Model 195 gear is extended for use and retracted for tow. Three 80 lb./36K counterweights straddle each axle for ease of removal when extending or retracting axles.



14. Additional, optional Intermediate Level platforms measuring 18"x18", with a 500 lb. workload are available with or without winches to raise and lower them. Full height (42"/1.1m) guardrails surround the platform. All are removable. Maximum additional levels: Model 139-1: Model 195-2.



- ◆ Optional Light Bar for towing provides turning lights for increased traffic safety.


### ◆ OSHA & ANSI COMPLIANT

RUSTGO® work platforms meet OSHA Standard 1910 Subpart D 1910.29 (a) & (e) Mobile work platforms, 1926.452 (w) Appendix A to Subpart L and 1926.450 (2). RUSTGO mobile work platforms may be used as a guardrail system for fall protections under OSHA Subpart M 1926.502 Fall Protection Systems Criteria & Practices (a) & (b) Guardrail Systems.

RUSTGO® work platforms comply with ANSI Standard A92.3-1990 Manually Propelled Elevating Aerial Platforms

### ◆ ALL MECHANICAL DESIGN REDUCES MAINTENANCE

RUSTGO's simple all welded "bare bones" steel construction design is built for lasting strenght and low maintenance. There are no costly repairs and maintenance of equipment and hydraulic systems that many other equipment pieces in the field face.



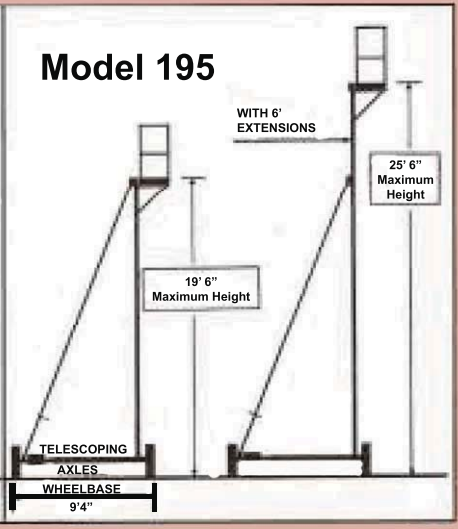
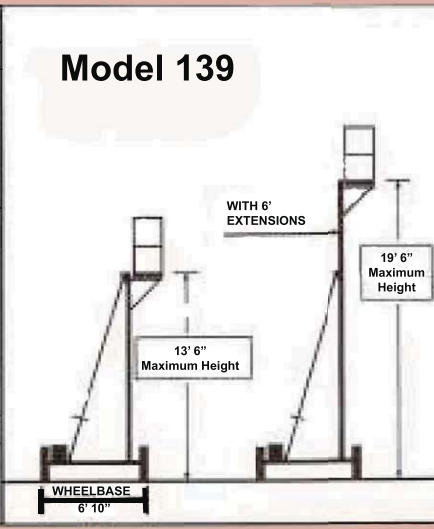
**MODEL 195**

**MODEL 139**

**Model 195** can be towed at highway speeds when dismantled and “pancaked” in the position shown above. The counterweights are transported separately.

**Model 139** with extensions removed, can be towed setup in most areas. Its overall height, with adjusting arms fully retracted and platform lowers, is 13’5”/4.1m, as shown above

SPECIFICATIONS			
	MODEL 139		MODEL 195
Maximum Overall Height:	23'2"/7.1m(+or-2")	29'3"/8.9m(+or-2")	
Maximum Deck Height	19'6"/6m	25'6"/7.8m	
Max. Deck Ht. w/o Extensions:	13'6"/4.1m	19'6"/6m	
Minimum Deck Height:	4'/1.2m	4'/1.2m	
Height Adjustment Interval:	4"/10cm	4"/10cm	
Guard Rail Height:	42"/1.07m	42"/1.07m	
Overall Length:	23"/7m	23"/7m	
Wheelbase:	Length: 13'/4m C to C	13'/4m C to C	
	Width: 6'10"/2.1m	6'10"/2.1m	
	Axle Extended Width: N/A	9'4"/2.9m	
For either unit add 10"/3m Overall width if equipped with Wide Tires			
Overall Net Weight:	1,860 lbs./844K	2,090 lbs./948K	
Combined Total Workload rating:	750 lb/340K	1,000 lb/454K	
Std. 2x20' Platform Workload Rating:	750 lbs./340K		
Optional Intermediate Level Platform:			
18'x18' I/Level Workload rating:	500 lbs./227K		
Net Weight:	330 lbs./150K		




◆ **FRONT & REAR AXLE STEERING  
DOUBLES MANEUVERABILITY**

Moving around the jobsite and into position is easier with automotive tires and front & rear axle steering

◆ **ADAPTABILITY TO THE JOBSITE**

The **RUSTGO**® can be used on most terrain. With simple manually operated controls, a **RUSTGO**® work platform can be leveled in all directions for more worker safety. **RUSTGO**® work platforms axle configuration can be used in any combination that does not exceed a 7 degree negative inboard slope in combination with a 7 degree longitudinal slope.



### MODEL 139

The MODEL 139 is ideal for those jobs, large and small, that require a platform height of less than 20 ft. With the extensions removed it has an overall transport height of 13'5". Being chassis mounted and weighing 1,860 lb., the unit is easy to tow and maneuver around the jobsite. Once on the jobsite, all workers have to do is roll the basic unit into place, lock brakes, plumb uprights and raise platform up to 13'6". Additional height can be gained by adding the 6 ft. extensions, for a total deck height of 19'6". The labor saving benefits of owning a **RUSTGO**® start the minute you arrive at a jobsite, and keep accumulating as you move around the job without teardown.

◆ **RUSTGO**® mobile work platforms deliver versatility, maneuverability, mobility and exceptional performance while optimizing labor and increasing profitability.



### MODEL 195


The MODEL 195 is the answer for those who need a deck height up to 25'6". While the MODEL 195 is readily towable down the highway when pancaked, in a relatively short time the unit can be assembled and fully utilizing the **RUSTGO**® features on the jobsite. The basic unit reaches a deck height of 19'6". Additional height can be gained by adding the 6 ft. extensions, for a total maximum deck height of 25'6".

#### ◆ ENDLESS APPLICATIONS

From siding houses to sandblasting ships, **RUSTGO**® mobile work platforms continue to expand in uses, some examples are

- Fence installation
- Painting
- Siding
- Metal and Wooden Building Erection
- Stucco/Drywall Finishing
- Roofing
- Gutter Installation
- Glazing
- Window Installation
- Dry-Dock Boat Maintenance
- Single & Multi Unit Housing Construction
- Mobile Observation Tower
- Sign and Advertising Installation
- Concrete Form Erection
- Building Maintenance and Fall Protection

**RUSTGO**<sup>®</sup> mobile work platforms offer a unique solution to many construction needs. The maneuverability, adaptability and portability allow **RUSTGO** mobile work platforms to be used for a broad range of construction & maintenance applications.



# **RUSTGO**<sup>®</sup>

Distributed by:

**Unique Contractor Products, LLC**

*(formerly Nelson King, Inc)*

423 Valley Lake Drive

Birmingham, AL 35206

Toll Free: (800) 448-407

Fax: (205) 838-8441

[www.rustgo.com](http://www.rustgo.com)

[www.rustgousa.com](http://www.rustgousa.com)