



Golden Chatter



The Official Publication of the G.T.D.P.

June 2017

Volume 34 Issue 3



Look at these wonderful projects we have coming in July

NEWSLETTER EDITOR

Weren't those flowers taught by Rosann Wagner absolutely beautiful! Great job Rosann.

I can't wait for the July meeting and the Lynne Banting Seminar. It has been a long time since we have had an oil class and I am so happy to be a part of the seminar. I haven't had an oil brush in my hand since the Cheryl Rol seminar. For those of you who are new to oil painting please don't be afraid to sign up. Lynne is a wonderful teacher and very patient.

I've noticed that there are some fairly new people in our Chapter and there is a little confusion as to which Board Member handles what so I'm repeating an article I wrote in 2015 listing the Board positions and Chairman responsibilities.

Also, I notice newer members sometimes have problems picking out brushes for classes. While I will never claim to be an expert on brushes I have made notes about them over the years and have included a short article about them in this newsletter. Hopefully this will explain a few things about brushes.

Rosemary Habers
2017 Newsletter Editor
habersr1@aol.com

PRESIDENT'S LETTER

PRESIDENT'S LETTER

Well summer finally arrived and with it the usual complaints about the heat. I for one love it and don't want to hear that SN** word for a long time. This has been a trying several weeks for me as my mother had surgery on her hand thanks to my cat, broken hearted over losing the cat and one of my very best friends of 40 years lost her battle with cancer. Sure makes you look at life and realize what is really important. I truly love all my painting friends and the support given to me over the past few years. It is refreshing to share the love of painting and the true spirit with which this chapter was created.

I loved Rosann's class in May and am really looking forward to 3 days with Lynn Banting. She is a wonderful person and a great teacher. I hope many of you will be joining us for class. And on that note, we are planning on having several national teachers next year. Thanks to all your generosity and talents, our treasury is so very healthy that it is time to give back to the members who have been so supportive over the years. We hope to make these classes very reasonable. One hint on a huge discount for class – make sure that you pay your dues later than the January meeting. More hints to come later.

July is usually the month that we have the annual tail gate sale. I keep looking at my STUFF and thinking that I should really start weeding out but then I think that I might need it so it never leaves the shelves, garage, storage building or any place else that I have stashed stuff. But if you really feel the need to downsize, July is the month.

We are now looking toward Retreat. The committee has many wonderful ideas and I am so excited that we will continue to enjoy the wonderful atmosphere of Antiochian. We will be making a trip soon to check out the layout for the proposed new layout for 2018 and finalize plans for 2017. I am sure that your talents will be needed for door signs, favors, name tags and centerpieces for the banquet. Don't be afraid to offer to help. It is all appreciated. Volunteer don't wait to be asked. Cindi would love to hear from you.

I usually try to leave you with some words of wisdom but the way life has been for many of us I can only share my favorite message that has gotten me through these past several years – “This too shall pass” and “It is what it is, but it is what you make it”.

Mandy Steele
2017 President

BOARD POSITIONS

We have several new people and with all of different Board Positions we can sometimes become confused about what Chairman are responsible for what so below are the positions, who to contact and what they are responsible for.

If you have any questions about **classes** such as dates for classes, class fees, what supplies are needed and such, contact the **1st VP/Program: Laura Angelo**. All monies for classes are to be sent to her and made out to GTDP.

If you have questions about **Membership** such as how much are the dues, was you check received for payment of dues, contact the **2nd VP/Membership: Rhonda Gillespie**. All monies for membership are to be sent to her and made out to GTDP.

If you know of someone who is ill, in the hospital, lost a family member etc., contact the **Corresponding Secretary: Danny Porterfield** so he can send them a card

We have raffles every meeting. If you have a painted piece that you think would be popular as a raffle item, contact the **Ways & Means Chairman: Jeanne Delbusso**

If there is a newspaper or free flyer in your area that you know will publish GTDP's classes, Retreat or Basket Luncheon, contact the **Publicity Chairman: Mary Ann Yurus**

Know of a special class somewhere that might interest our group or know of someone who received an award or something special related to the Decorative Arts, contact the **Newsletter Editor: Rosemary Habers**.

Need to know what to bring for our Meeting Lunches. Check the Newsletter or contact the **Hospitality Chair: Cindie Martincic**.

Everything you do for the Chapter earns you points. Everything from attending meetings and classes to donating food and painted items to Ways and Means earns you points. If there is something about Points you don't understand, contact the **Points System Chairman: Rosann Wagner**. Remember at the end of the year to fill out the Application in the back of the Newsletter or Membership book and mail them to her by December 31.

If you display your art work somewhere or know of a place to display, contact the **Decorative Painting Month Chairman: Rhonda Gillespie**.

If you are good with people and willing to make a lot of phone requesting people to run for office or you would like to run yourself, you would contact the **Nominating Chairman**. If a chairman has not been appointed, contact the **President: Mandy Steele**.

Our **Parliamentarian** is **Rosann Wagner**. She makes sure we follow Roberts Rules of Order. If you have any questions about Motions, or meeting procedure, she's the one to contact.

If you know of a nonprofit group or deserving organization that needs help other than monetary, contact the **Service Chairman: Pat Jinkens** . We have an ongoing Memory Box project, If you can paint one or have one painted, contact her to have one for you to paint or make arrangements for her to obtain one you painted.

General questions about the Retreat can be answered by the **Retreat Chairman: Cindie Martincic**. She can also direct you to the Chairmen in charge of different categories such as Raffle Tickets, Ways & Means, Make-it/Take-its etc. If you have questions about availability of classes contact **Mandy Steele**. To book your room contact Antiochian directly. Instructions are in the Retreat Book that is available at the July Meeting.

Any questions about the Spring Basket Luncheon such as ticket sales, doing a basket for the raffle, delivery of the centerpieces or favors you painted, contact to **any Board Member**.

Any questions you have about Chapter Finances should be directed to the **Treasurer: Rosemary Habers**. If you need to send money to pay for Classes, Basket Luncheon Tickets or any other activity sponsored by GTDP the most important thing you must remember is **ALL CHECKS MUST** be made out to GTDP, never the Chairman of the activity. These checks must also be sent to the Chairmen in charge of the activity **NOT** the Treasurer.

If you have a question and it doesn't fit in with any of the above, contact the **President: Mandy Steele**.

While Board Members change their responsibilities do not so each year check the listing of Board Members to see who are the Chairmen in each of these Categories and their phone numbers.

CORRESPONDING SECRETARY

Chairman – Danny Porterfield

I sent Carol D'Abruzzo a card for the passing of her mother.
If anyone needs a card sent, please email me at shaazam67@yahoo.com.
Thank you! Danny

DECORATIVE PAINTING MONTH

Chairman – Rhonda Gillespie

No Report.

HOSPITALITY

Chairman – Cindy Martincic

Editor's 2¢ worth: The July Seminar and Meeting will be catered but breakfast munchies and desserts will be appreciated.

MEMBERSHIP

Chairman – Rhonda Gillespie

Editor's 2¢ worth: Remember that to be a member in good standing you need to be a member of National. Proof of membership must be shown. This year National has delivered our Membership cards via e-mail in February. If you have not already shown your card to Rhonda please print it off and bring it to the July meeting. Also, Membership Books were passed out at the March and May Meetings. If you were not at the Meeting you can pick yours up at the July Meeting

POINTS

Chairman – Rosann Wagner

Hope all of you are keeping track of your points. Don't hesitate to call me if you have any questions.

RECORDING SECRETARY
Golden Triangle Decorative Painters
May 21, 2017 IOOF Hall, Finleyville

The meeting was called to order by President Mandy Steele.
Membership-Rhonda Gillespie

There were 21 members in attendance and 1 guest Nichole Robinson.

Cindy Martincic made a motion to accept the minutes printed in the newsletter. 2nd by Paulette Caldwell. Motion carried.

Program-Laura Angelo

Laura announced that Lynne Banting will be teaching 3 days in July. She will be teaching an oil on Friday, another oil on Saturday and a watercolor on Sunday. Photos are on the website. Each class will be \$35.00. Hospitality will provide food for 3 days. One day will be hoagies, another day will be pizza and the 3rd day will be our picnic day. Please bring something for breakfast or desserts.

Treasurer-Rosemary Habers –

Rosemary gave the treasurers report. Rhonda made a motion to accept the report as read. Motion was 2nd by Susan Japp.

Motion carried

Mandy announced that we made over \$2000.00 profit on the basket Luncheon.

Newsletter-Rosemary Habers

Rosemary stated that the deadline for the next newsletter is June 2nd. I am late as usual.

Ways N Means-Jeannie Delbusso

Jeannie thanked everyone for all the donations.

50/50 winner was Linda Wyke \$57.00

Plant and canvas cloth was Cindie Martincic

Plant and Uncle Sam was Delores Khalouf

Plant and Mrs. Uncle Sam Cindie Martincic

Plant and a gourd Joan Schneider

There was a box of free items at the end of the table.

New Business

Mandy explained the raise in membership for the National Society. First it went from \$50 to \$75.

There were many complaints and it was then lowered to \$60.00.

To be a board member you must also be a National member

There was a discussion the possibly the chapter would pay

half of the National dues for Board Members. Paulette Caldwell made a motion that the Chapter pay half of the National dues for Board members. Motion was second by Sandra Camarota. Motion Carried.

Meeting adjourned at 1:19

Respectfully,
Recording Secretary
Debbie Carosone

BIRTHDAYS

June	08	Sandra Camarota
	25	Rosalie Piccola
July	01	Marjorie Orlandini
	10	Jeanne Delbusso
August	14	Linnia Ondick
	20	Val Vandenburghe
	21	Lucille Hannan

Editor's 2¢ worth: If I missed any of your birthdays, let me know

SERVICE

Chairman - Pat Jinkens

Editor's 2¢ worth: If anyone still has a walker bag or memory box, please bring it to the July meeting. Also, please save your jars and bring them painted or unpainted to Chapter meetings and give them to Rosemary. We would like to continue the Animal Friends project. Thank you.

Program

Chairman – Laura Angelo

July 14, 15, 16 2017 – Lynne Banting



Friday July 14, 2017
Oil class
8" x 10" wood
\$35 GTDP Member
\$40 for non-member



Saturday July 15, 2017
Oil class with a water
color technique
8 x 10 oval mat
\$35 GTDP Member
\$40 for non-member



Sunday July 16, 2017
11" x 14"
\$35 GTDP Member
\$40 for non-member

September 17, 2017 – Danny Porterfield



Sunset Calla Lilies

Cost: Members \$18

Non Members \$23

(Includes surface, paints, photo and instructions).

Surface is 7" X 21"

Baltic Birch with textured background.

Brushes: 1/2" and 3/4" Maxine Thomas Mop.

1/2" and 3/4" angular. #4 and #6 Dome Scumbler

Very large scumbling brush to do the background.

Bring regular acrylic painting supplies.

To enroll in any class contact:

Laura Angelo 724-785-5592 or

langelo@atlanticbb.net

RETREAT

Cindie Martincic

Editor's 2¢ worth: 2017 Retreat will be October 12th - 15th. Classes have been picked and the Retreat Book will be available at the July Meeting. Price will be the same as last year, \$5.00

TREASURER

Rosemary Habers

IMPORTANT: Make sure that ALL checks written for classes, dues, the Basket Luncheon, Retreat, any Chapter activity **MUST** be written to GTDP not the Chairman of the activity.

WAYS & MEANS

Chairman – Jeanne Delbusso

We had five lucky winners at the May Meeting:

Flag and watermelon Canvas donated by Dolores Khalouf and
Plant donated by Joan Schneider
Won by Cindie Martincic

Uncle Sam donated by Rhonda Gillespie and
Plant donated by Joan Schneider
Won by Dolores Khalouf

Mrs. Uncle Sam donated by Rhonda Gillespie and
Plant donated by Joan Schneider
Won by Cindie Martincic

Gourd donated by Miranda Scanlon and
Plant donated by Joan Schneider
Won by Joan Schneider

Basket of goodies donated by Bill Habers and
Painted tile donated by Laura Angelo
Won by Joan Schneider

Our 50/50 winner was Linda Wyke - \$57.00

BRUSH NOTES

I have been painting for a number of years and tried many, many brushes. I own cheap \$1 brushes and \$50 kolinsky sable brushes. Most beginners don't know how they will like painting or painting in a specific medium so they go find the cheapest brushes they can get so they don't lose a lot of money on something they will never use again. I completely understand because I was a beginner once and I had very little money to spend on things I may never use again. I have also learned you get what you pay for. Sometimes I think the cheap brushes should only be used by more experienced painters simply because experience teaches you how brushes react under different circumstances and know how to work with these situations. I know Masonite is smooth so my brushes are not going to experience a lot of wear and tear on them. I can use softer, better quality brushes on them without damage. Canvas that you buy in craft stores are very rough and tear the you know what out of them. Wood can be as bad or worse than canvas depending on how well sanded it is. While these surfaces need to be primed and basecoated giving the surface "tooth" they will be sanded and almost the same as the original surface I know a bristle brush is best on canvas and a synthetic brush with good "spring" is best for wood. I recently painted 102 cloth bandana's for Animal Friends. I knew the muslin I used was not smooth and scrubbing in some of the paint was going to be rough on the brushes. They do make special brushes for fabric but I have never liked them. I prefer to use regular acrylic brushes. They fit my style and technique best. I knew I would destroy my quality brushes so I went to Walmart and bought a package of brushes by Plaid for around \$5. They made it through all 102 bandanas but they are useless now. I knew this would happen and bought cheap but I also bought a name brand who cares about quality control. I would never go to the dollar store and buy a pack because they don't seem to have any quality control.

Synthetic brushes work best with acrylic paint. Use only 100 percent synthetic on rough surfaces. A synthetic blend, however, can be used on smooth or even slightly rough surfaces. Remember with brushes you get what you pay for.

Simply put, bristles are either natural hair or synthetic. There are brushes with natural hair such as kolinsky, red sable, ox, pony, etc. Synthetic are man-made fibers. There are also brushes that combine both. I will not attempt to list or explain all the differences. You just need to know that the natural hair brushes are more expensive than synthetic and the rarer the hair makes them even more expensive.

A good brush should have what is called a nice, "chisel" edge. By that I mean the tip of the brush should be flat and much thinner than at the end of the brush near the ferrule (the metal part attached to the handle holding the bristles). I purchased a set of Betty Byrd brushes at the HOOT Convention in 1993 and I still have a chisel edge on them that could cut a ham (metaphorically speaking).

There is an old saying that "you get what you pay for" and I find it to be true with brushes. While you do not have to have all Kolinsky sable brushes (ounce for ounce kolinsky is more expensive than gold) the 99¢ brushes just are not going to give you the results you want if you are trying to float shading or blend a highlight. All of us have been beginners at one time or another and have seen many different brands and styles of brushes come and go in popularity. In the beginning, we had to have them all. The longer we paint however, the fewer we use. An absolute must is a good quality 3/4" brush. I prefer an angle brush but there are many people who don't. I have hundreds of brushes packed away that I just "couldn't live without", bought and then never used.

Different shapes of brushes are used for different painting techniques. While a round brush can be flattened and used to sideload shading on an object it's much easier to use a flat.

Some of the more popular brush styles are:

- Brights - flat brushes with short bristles
- Flats - flat brush with longer bristles than the brights
- Angles - the tip of the brush is cut at an angle
- Fan - the bristles are attached at the ferrule, squished then fanned out at the top
- Filbert - flat brush but with the top rounded
- Rounds - totally round and comes to a point. Ultra rounds or fine point rounds come to such a sharp point that they can easily be used as a liner:
- Liners - round brushes with very few hairs. They allow you to make fine lines
- Script (liners) - round brushes like the liner with few hairs but much longer hairs.
- Spotters - round brushes with few, short hairs
- Mops - "fluffy" brushes. They look like a make-up brush (guys, dig through your wife's cosmetic bag if you need an example)

These are some of the more popular styles of brushes. They are certainly not all the styles manufactured. Some styles are more suited to oil painting, others to watercolor or acrylic or lettering. Personally I like to experiment with the unusual. After all, I've never seen it written that I couldn't try to stipple or basecoat with my mop brush. I probably wouldn't have listened even if I had. You may not succeed with this but you certainly can try. Sometimes your failures lead you to something else that is a success.

The one rule about brushes you must follow is NEVER intermix mediums with your brushes. By that I mean never use the same brush for an oil based product and then a water based product. Keep one set of brushes for when you do oil painting and one set for when you do acrylic and watercolors. Personally, I have a third set for my watercolor use even though it is not essential.

When you first purchase a brush you will find it very stiff. This is because the manufacturers put sizing into the brush to protect it during shipping and display. When you get ready to use it, dip it into clean water for a few minutes then blot on a paper towel. Repeat until you can tell that it is soft and all the sizing has been removed. **DO NOT** play with the brush before the sizing is removed. By bending a brush with sizing on or forcefully hitting it on a surface you can easily break off the hairs. Trying to pick the sizing out can cause the same damage.

If you like this type of article let me know. If you do next issue will have an article on cleaning and care for your brushes.

	RULES	Points	Total
1	Each Board Meeting Attended	6	
2	Serving on the Board: President Elected Officers: 1 st VP, 2 nd VP, Corresponding Secretary Newsletter Editor, Publicity, Recording Secretary, Treasurer, Ways and Means Appointed Officers: Hospitality, Parliamentarian, Points System, Service, Special Committees: Decorative Painting Month, Nominating	25 20 10 5	
3	Chapter dues for the following year paid by December 1 st of the current year	1	
4	Bringing a new member into the Chapter	3	
5	Donation of items to the Chapter Ways & Means or Hospitality (1point per \$10 value)	1+	
6	Teaching a make-it/Take-it at Chapter Business meeting	3	
7	One point for each item displayed in any month to promote Decorative Painting Month. Limited to a maximum of 15 Points. (Must provide picture of display to Committee Chair)	1+	
8	SPRING BASKET LUNCHEON a. Chairperson(s) b. Special Committee (Basket Committee, Door Prize Committee, Ticket Committee, etc.) c. Painting a large special raffle project. A maximum of 10 points will be awarded d. Painting a centerpiece e. Donation of a Basket (TOTAL of 20 points) f. Donation of a painted door prize item (1 point per \$10 value). Maximum of 3 points. g. Painting favors 1 point for 5 pieces painted, 3 points for each 10 pieces painted h. Selling Luncheon tickets for Basket Luncheon (1 point for every 10 tickets sold)	20 10 10 5 20 1+ 1+ 1+	
9	RETREAT a. Chairman (Co-Chairing) b. Special Committee Chairman (not co-chairing) c. Special Committee Chairman (co-chairing) d. Working on a special committee e. Donations for goodie bags. (1 point per \$5 value) f. Painting a large raffle item. Maximum of 10 Points awarded g. Painting a Door Sign h. Painting a centerpiece i. Painting favors 1 point for 5 pieces painted, 3 points for each 10 pieces painted	20 10 5 3 1+ 10 5 5 3+	
TOTAL OF PAGE 1 (#1-9)			

	RULES	Points	Total
10	CHRISTMAS PARTY a. Chairman b. Co-Chairman c.. Donation of item to Christmas Party (1 point per \$5 value) <p style="text-align: center;">All donation points awarded are subject to Chairman's approval and validation.</p>	10 5 1+	
	TOTAL OF PAGE 1		
	TOTAL OF PAGE 2		
	COMBINED TOTAL OF PAGE 1 and 2 (#1-10)		











- The "+" means additional quantities






TO BE ELIGIBLE FOR POINTS YOU MUST BE A MEMBER IN GOOD STANDING AS DEFINED IN OUR BY-LAWS.

Mail To: Rosann Wagner
 212 Fulton Road
 Canonsburg, PA 15317
 (412) 745-4212

**POINTS SYSTEM FORM MUST BE SUBMITTED BY
 DECEMBER 31, 2017**

2017 BOARD MEMBERS

	E-V	President:	Mandy Steele	304-216-8683
	E-V	1 st VP/Program:	Laura Angelo	724-785-5592
	E-V	2 nd VP/Membership:	Rhonda Gillespie	724-941-0188
	E-V	Recording Secretary:	Debbie Carosone	724-746-3168
	E-V	Treasurer:	Rosemary Habers	412-741-5158
	E-V	Ways and Means:	Jeanne Delbusso	724-941-2415
	E-V	Publicity:	Mary Ann Yurus	724-745-8337
	E-V	Newsletter Editor:	Rosemary Habers	412-741-5158
	E-V	Corresponding Secretary:	Dan Porterfield	724-785-3250
	A-V	Historian:	Delores Khalouf	724-941-5239

	A-V	Hospitality:	Cindi Martincic	724-222-7449
	A-V	Points System:	Rosann Wagner	724-745-4212
	A-NV	Decorative Painting Month:		
	A-NV	Nominating:		
	A-NV	Parliamentarian:	Rosann Wagner	724-745-4212
	A-NV	Service:	Pat Jenkins	724-225-6399
	A-NV	Retreat Chairman:	Cindi Martincic	724-222-7449
	A-NV	Spring Basket Luncheon:	Board	

E – Elected **A** – Appointed **V** – Voting **NV** – Non-Voting

2017 Calendar of Events

January 15	Service Project Painting
March 19	Carol Neth
May 21	Rosann Wagner
July 14-16	Lynn Banting
September 17	Dan Porterfield
October 12 – 15	Retreat
November 19	Make It/Take It

Meetings are held at the: I.O.O.F Hall
3684 Finleyville-Elrama Rd.
Finleyville, Pa. 15332

Unless stated otherwise, painting classes will start at 10:00 A.M. and the doors open at 9:30.

Visit the Chapters website at GTDP.org