




FWDP Newsletter

Volume 37 Issue 1 January 2021

**Fort Worth Decorative Painters is a Chapter
of the Society of Decorative Painters
Celebrating 35 Years**



FWDP President Letter

Once upon a time there was a land where women of a certain age slept late, silently thanked their beautician and nail professional as they looked in the mirror, put on makeup, (including their beloved lipstick) dressed in clothing that matched, and drove to art chapter meetings or luncheons with friends. Sometimes these lovely ladies went on vacations and even had holiday dinners with their grandchildren. Life was good.

Then a cloud of germs covered the land. No more lipstick-not seen under a mask. No reason to wear clothing that matched, no vacations, no luncheons, no art chapter meetings, no family holidays. Life was not so good.

Then one day, they were given a chance to catch sight of their art friends, even if the pictures were in a strange flat box. They were told a kind soul would teach them an art project while they, and their friends, looked at the strange box. All they had to do was overcome their fear of mechanical things and ask a wise woman, named Peggy, how to turn on the sound and pictures at the meetings. Brave women called others who taught them. They were rewarded with a way to be with their friends, (though distant) again. And life was good, or as good as it could be.

Seriously folks, call one of us to walk you through how to join Zoom meetings, how to mute your sound, put your face online, how to sign on/off, Zoom etiquette..

It is easy to learn and we have all sorts of fun things planned for future meetings. At this point, all meetings will be held on Zoom. Peggy will supply the access codes for each event. Returning to meetings at the Botanic Gardens will depend on how soon vaccinations bring down the illness rate. Our members include a lot of at-risk individuals and we want to insure their safety.

If you missed the ornament exchange, you get another chance to play. Louise has generously donated 3 inch wooden Easter eggs for us to paint and exchange. As in our last exchange, we will be painting Easter or Spring cards to enclose with the egg when you ship it off to your recipient. Marta dog, (my middle "child") will take over the honors from her sibling, and pick the person you will **mail your egg to by March 1st. Easter is April 8th, so we will open our treasures at the March 15th General Meeting.**

The rules are the same. Paint a design on the egg, don't just glue things on it. Make it something special that you would love to receive. I encourage you to paint a happy, springy design, (bunnies, flowers, birds,). We can all use something that reminds us of the outdoors we haven't seen much of this year. Please **contact me by February 10th if you wish to participate** so I am not having to refigure the exchange list. **Once the Exchange List is sent out on the 15th of February, I may not be able to find you a person to swap with.** If possible, I will do a drive-by to your location to drop off your "raw" egg. If you live close to someone who also needs an egg, I will drop both to one location. If you want an egg to exchange, hop to it and call or e-mail me soon. Your egg may well appear in a future copy of the DP.

Next General Meeting will be "zoomed" at 6:30 .p.m., (sign-in at 6:15). on Monday, January 25th due to a holiday. The next Board Meeting will begin at 7 p.m., (sign-in at 6:45) on Monday, February 1st.

Connie

Christmas Party 2021"

"MERRY CHRISTMAS EVERYTHING" "Everything" means you can paint a raffle or auction piece for any season. This includes your gifts of five and the ornament for our exchange. It's not limited to Christmas. Be creative and use a piece from your wood stash. Connie has a few for us to use. It will be fun to see what variety we come up with. Contact me for an ornament (1.50) if you don't already have one.

Please let me know what you are doing for raffle or auction. Send me a picture of the finished piece so I can prepare for the party.

I thank you in advance for your participation. I appreciate all of you. Louise

News about Yvonne

Yvonne's hip replacement went great. She came home the second day after surgery. The doctor refused to let her go to a rehab place.

I have had 24-7 care until yesterday. I had to cut back on Home Instead because it is so expensive. As of today we have two ladies that will stay with her 8-3 everyday. We are trying 4-8 with her alone and 8pm-8am Home Instead. She is thinking she can be ok at night and I am thinking about it. I had to go over Sunday night at 8 because the caregiver was robbed and beat up when she stopped to get some things on the way to Yvonne's. Crazy night!

Mary Helen



2020 Virtual Christmas Party

We has our annual Christmas Party by ZOOM this year. Ornaments and cards were exchanged and opened during the party. We had several auction items that members bid on and the items will be mailed to them or picked up. After that we socialized for a time. Certainly good to talk to and see other members even it was on a computer screen!




Louise's ornament pained by Sallie Word



Peggy's ornament from Dusti



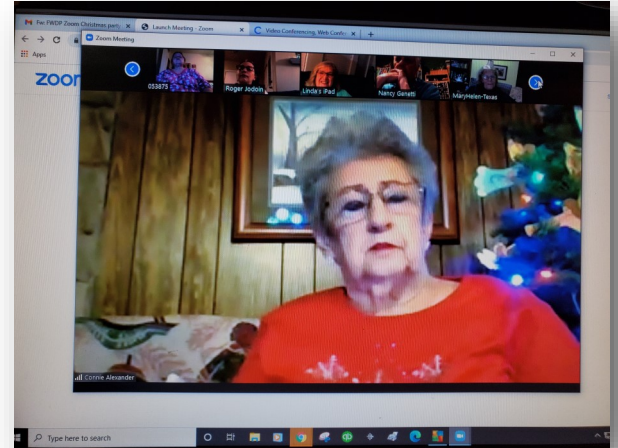
Sharlene 's ornament and card from Dora



Sheryl's ornament from Linda



Jan's ornament from Nancy



ZOOM Christmas Party


Auction



Nancy ornament from Sheryl



Tray painted by Peggy won by Mary Helen



Snowman sled won by Janis painted by Nancy



Santa Sled won by Dusti painted by Nancy

Zoom Instructions

Click on link to join the meeting. If needed, put in meeting ID and passcode.
Select join with video.

If using iPad touch grid on the left upper side to allow you to see rows of attendees. Swipe to the left to see more or back to the right to see the previous group. On an phone it only shows four people and you have to swipe to see more. Mute button is a mic icon with a slash going thru if muted. Touch the button to unmute. If someone is in the room with you, try to keep muted unless you are speaking. Especially if someone is teaching a project.

All should mute while someone is teaching a project unless they need to interrupt with a question.



January ZOOM Board Meeting

Treasurer's Report—Sharlene King

Checking Balance \$8,073.07 as of 1-4-21.

Memory Boxes—Judy Wallis

Keep painting those memory boxes.

Judy



2021 Board

Elected Officers:

President –	Connie Alexander
VP Programs –	Louise Smith
Treasurer –	Sharlene King
Secretary ---	Peggy Thomas
Membership --	Dora Jodoin

Committees:

Christmas Party:	Sheryl Jones
Hospitality/Table Attendant:	Jan Park
Monthly Raffle:	Armida Guzman
Newsletter	Nancy Genetti
Website/Publicity:	Suzane Godley
Parliamentarian:	Yvonne Lowrie
Saturday Specials	Dusti Dancer
Seminars	Nancy Genetti
Sunshine/Birthdays:	Suzane Godley
Memory Boxes	Judy Wallis





1. Reminder that membership dues (\$20) for our chapter are due by December and can be sent to my home address which is listed in the directory. (Did not know if you were wanting to list it out as it gets put on web. Fine either way). Thanks to members who have already sent their dues in and have renewed their national membership (Society of Decorative Painters membership).
2. There are many painting opportunities online by well known teachers in various mediums in the evenings, the weekends, and the mornings. There is literally something available for everyone. The best part given the time and events going on right now is that you can stay in the comfort of your home while still painting and staying connected. One such website is called Artful Webinars. They have two different offerings: the ornament of the month and regular artful webinars. You pay a small fee for programs you want to participate in, download instructions, prep your piece, sign on to link provided when it's your scheduled time, and paint with them live in the comfort of your own home. Awesome programs and teachers. Classes fill quickly. Website: www.cindyharrisonart.com. Join an art group on Facebook. There are many group offerings on Facebook like Artfully Connected, etc. to see what others are doing and/are offering online. There are a lot of free classes out there for members of these types of art groups; you just have to be a member and have the supplies to paint with. Other avenues to check out are your favorite teacher's websites and/or contact some of our chapter members to find online group painting opportunities as many are painting together via Zoom.

Until next time. Keep safe, stay connected, keep sharing, and keep painting.

Renette Dora Jodoin

Chris Thornton Designs

<https://christhorntondesigns.com>

Chris Thornton sent an email with two free designs in it, you might want to check them out.



Preview of February Project by Sharlene King via Zoom

I originally painted this on an extra piece of wood from LaRue's Angel project (many years ago on a Saturday). The surface is app. 3 ½" X 9" but pattern can easily be adapted to any size or shape.

Colors needed:

Black

White

Red

Hauser Green for optional grass

Glaze



Prep before meeting: paint background white & transfer pattern.

At meeting we will be using grisaille (gray tones) method.


We will shade first with black & gray.

Then a transparent red (paint + glaze) will be washed over.

I found this sketch online and used for sample piece.



Then I found a stamp at Hobby Lobby that is very similar.





Society of Decorative Painters

SDP Museum

The SDP Foundation Crown Program offers a giving opportunity for our members and chapters. By participating in the Crown Program, you are supporting decorative art education, the SDP Museum, and the SDP Scholarship Program. Your donations will go to SDP's Foundation, which is a 501(c)(3) and is tax-deductible.



Please consider being a Crown Jewel today.

Some Winter Decorative Painters were delayed due to the Christmas rush and mailings during the pandemic. They were all delivered to the post office so please be patient if you have not received yours yet.

Check out Zoom Classes at
sdpvirtualartacademy.com

Join SDP: An Artful Connection on Facebook if you haven't already.

SDP posts lots of information on this Site

SDP New Address
Society of Decorative
Painters
7450 S Seneca St
Haysville, KS 67060



Postponed
Oklahoma City Painting Palooza
The Good Old 50's
May 1-8, 2021
Registration is open

Wildflowers Chapter 2020 Seminars—postponed to 2021

April 9-10—Jamie Mills Price

August 13-14—Maxine Thomas

Contact Carol Reichelt rodcar1102@aol.com to be put on waiting list

Most information to come due to the Pandemic



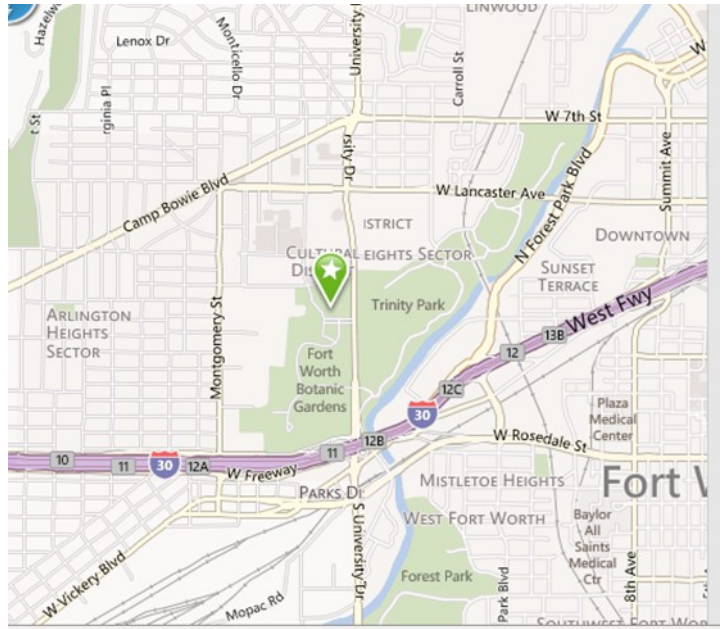
Fort Worth Decorative Painters

Nancy Genetti
Newsletter Editor
117 Eton Drive
Richardson, TX 75080

Facebook:

Fort Worth Decorative Painters (FWDP)

www.fwdecorativepainters.com



FWDP Meets the Third Monday of February, March, April, May, September, October & November.

January Meeting 4th Monday and the Christmas Party 2nd Monday in December.

At the

**Botanical Gardens
3220 Botanic Garden Blvd.
Fort Worth, TX 76107**

2021 Dates to Remember

ALL MEETINGS WILL BE HELD ON ZOOM UNTIL FUTURE NOTICE

January 6 Transitional Board meeting

January 25—Regular meeting, —Program: Linda—snowman

February 1— Board Meeting

February 15—Regular meeting—Sharlene—Red truck

March 15—regular meeting—Pen and Ink—Dora

April 19—Regular meeting—Nancy—Bees