

About Merit

Merit Investment Management is a Registered Investment Advisor (RIA) located in Wilmington, DE. The Global Blue Chip Dividend Strategy (GBCD) was established on January 1, 2016 for institutional & individual investors. Merit has managed equity strategies since its inception in 2009.

Investment Objective

- Generate the highest risk adjusted returns available to equity investors over the long run
- Generate strong dividend income to improve total return, reduce risk and reinvest capital
- Invest in high quality companies to reduce portfolio volatility & reduce risk

Investment Strategy

- Employ a comprehensive investment approach integrating macroeconomic, industry & company analysis
- Identify and invest in great companies with strong dividend yields offering compelling risk-adjusted returns
- Generate superior returns through fundamental research & active portfolio management

Advantages

- Disciplined investment process to identify, research and evaluate investment opportunities
- Fundamental research & concentrated portfolio positions maximizes the impact of stock selection
- Continuous reinvestment process effectively allocates capital to maximize returns and reduce risk

Profile

Inception Date	January 1, 2016
Benchmarks	MSCI ACWI HDY
Category	Global Equity Income
Management Fees	0.75%

Portfolio

Number of Holdings	32.0
Avg Market Cap (\$B)	117.8
Dividend Yield	5.2%
FTM P/E Ratio	15.5x

Risk Metrics ²

	YTD		Since Inception	
	GBCD	ACWI	GBCD	ACWI
Beta	0.95	1.00	0.89	1.00
Sharpe Ratio	(0.78)	(0.76)	0.55	0.53
Sortino Ratio	(1.44)	(1.36)	0.17	0.25
Calmar Ratio	(0.63)	(0.65)	0.52	0.51
Standard Deviation	9.84	11.52	7.80	9.72
Downside Deviation	7.80	9.00	5.88	7.32
Maximum Drawdown	(17.18)	(19.49)	(17.18)	(19.49)

Notes:

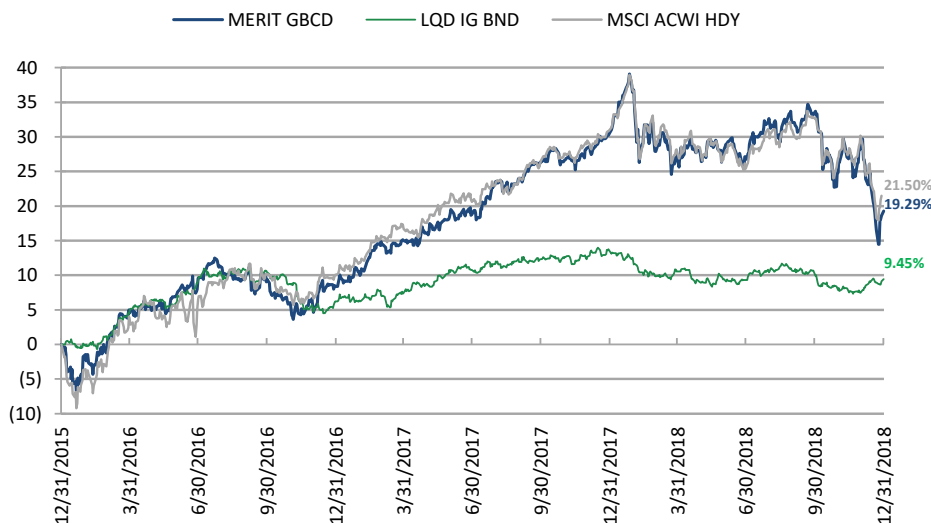
1. Performance data includes all fees and expenses.
2. Risk metrics are compared to the MSCI ACWI and are stated from the inception date through December 31, 2018.

Performance data shown represents past performance and is no guarantee of future results. Investors should consider a strategy's investment goals, risks, charges and expenses before investing.

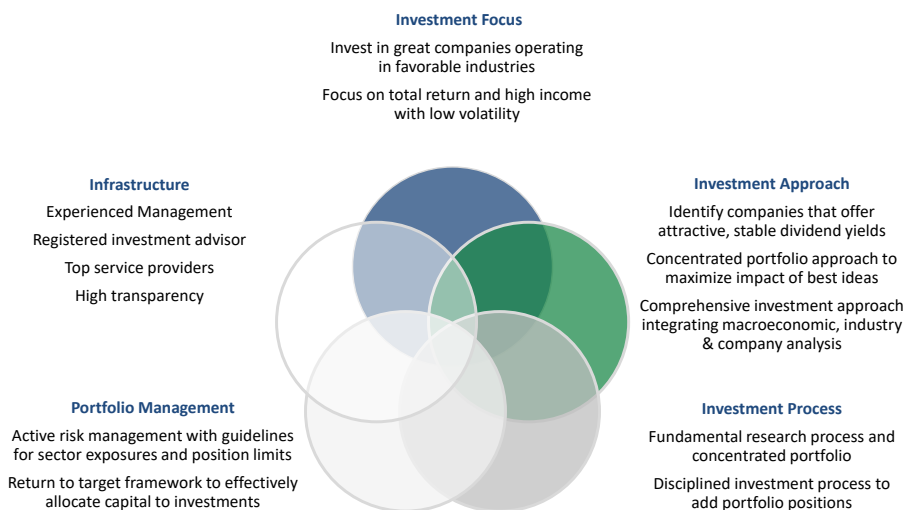
Performance ¹

The Global Blue Chip Dividend Strategy has produced solid risk adjusted returns since inception

Net Returns	Yield	2018	2017	2016	Inception
Merit Global Blue Chip Dividend	5.20%	(8.55%)	20.19%	8.41%	19.29
MSCI ACWI High Dividend Index	4.39	(7.12)	18.86	10.05	21.50
MSCI All Country World Index	2.78	(9.42)	23.97	7.86	21.13
iShares iBoxx USD Liquid IG Index	3.67	(3.67)	7.12	6.37	9.45


Guidelines

Metric	Global Blue Chip Dividend	As of December 31, 2018
Investments	Equities, MLPs, REITs	75.5%, 10.2%, 13.6%
Sector Exposures	Maximum concentration < ~25%	Financials = 16.5%
Individual Positions	Position target = 3.0-5.0%	Average = 3.1%
Dividend Yield	Yield Target = 3.0-5.0%	Average = 5.2%
Beta	GBCD < MSCI ACWI	Beta = 0.89
Market Capitalization	All Cap > \$5B +	Average = \$117.8B
Geography	Global portfolio	51.4% Intl / 48.1% U.S.
Cash	No restrictions	0.8%

Overview


Investment Universe

Merit evaluates a wide range of equity securities including common stocks, MLPs and REITs from an extensive global investment universe.

Investment Process

Merit employs a fundamental research process which follows a three step approach to identify, analyze and evaluate investment opportunities. The research process employs fundamental company and dividend analysis.

- Overview Identify & evaluate investments
- Analysis Perform company & dividend analysis
- Evaluation Determine portfolio impacts & action

Service Providers

- Custodian Interactive Brokers
- Administrator Opus Fund Services
- Audit Stephano Slack
- Legal Cipperman & Co.

Management

Scott McGraw is the Founder and Chief Investment Officer of Merit Investment Management. Mr. McGraw has over 20 years of professional experience in investment management, investment banking and financial services. Mr. McGraw's previous experience includes tenures at Gardner Lewis Asset Management, Bank of America Securities, Merrill Lynch and Accenture. Mr. McGraw earned his MBA from The Wharton School of the University of Pennsylvania and his BS from Boston College with concentrations in Finance.

Risks

Stock markets are volatile and can decline significantly in response to adverse issuer, political, regulatory, market or economic developments. An investment in the strategy is speculative and involves a high degree of risk. Performance data shown represents past performance and is no guarantee of future results. Investors should consider a strategy's investment goals, risks, charges and expenses before investing.

Disclaimer

These materials shall not constitute an offer to sell or the solicitation of an offer to buy any interests in any investment strategy managed by Merit Investment Management. This information should be considered in conjunction with all available documentation for the investment strategy in making an investment decision.

Contact Information

Merit Investment Management is the investment manager for the Global Blue Chip Dividend Strategy.

MERIT INVESTMENT MANAGEMENT

300 Delaware Avenue, Suite 210
Wilmington, DE 19801
302.482.4838 office

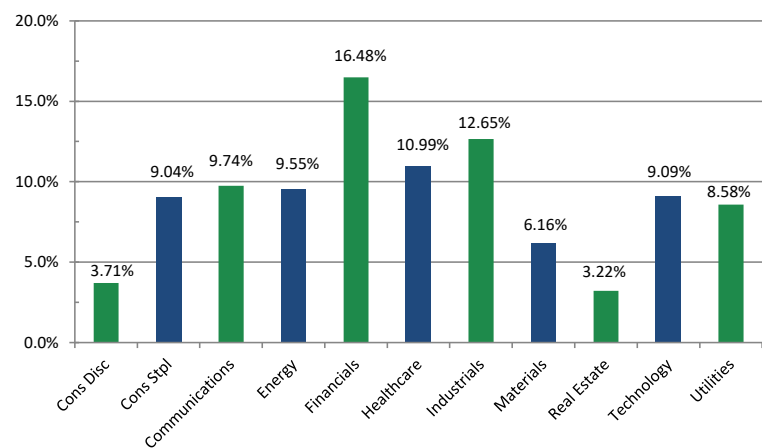
info@meritinvestmentmanagement.com
www.meritinvestmentmanagement.com

Investment Attributes

Company Analysis	Dividend Analysis
Durable competitive advantages	Strong FCF generation
Operate in industries with favorable conditions	Solid Balance Sheet
History of earning attractive long-term returns	Manageable payout ratio
Strong management team & business plan	High dividend yield
Current earnings are within historic norms	History of growing dividends
Share price below intrinsic value	Low valuation on a historical & relative basis
Identifiable downside protection	Management committed to dividend

Top 10 Holdings

Weight	Ticker	Company	Sector	Yield
4.20%	IRM	Iron Mountain Incorporated	Industrials	7.6%
4.15%	NVS	Novartis AG	Healthcare	3.5%
4.07%	HSBC	HSBC Holdings plc	Financials	6.5%
3.93%	PFE	Pfizer Inc.	Healthcare	3.4%
3.92%	T	AT&T	Communications	7.2%
3.74%	NSRGY	Nestle SA	Consumer Staples	2.9%
3.71%	CSCO	Cisco Systems, Inc.	Technology	3.1%
3.67%	RDS-A	Royal Dutch Shell plc	Energy	6.5%
3.57%	EPD	Enterprise Products Partners L.P.	Energy	7.3%
3.54%	WBK	Westpac Banking Corp.	Financials	7.7%

Sector Allocation

Sector Dividend Yields
