



Invasive Dual Point Level System

Description


The Ultrasonic Point Level System 26X0 Series is an ideal solution for controlling the level of liquid between two points in storage vessels and tanks. With integrated electronics it is a designed for almost any liquid level application. The probe is constructed in 316LSS material. The electronic module is captured in a plastic cassette and is mounted in a NEMA 4/ 7 explosion proof housing. No calibration for the system is required. An LED indicator on the electronic module offers a visual status of the system. With a control Auto Fill or Empty relay, Field selectable Fail safe allows for the relays to be energized on power up or in normal condition to de-energized when liquid is present. A Demand Push button self-test feature on the electronic module assures the user the system is functioning correctly. A 0.5 second delay is added from WET to DRY to avoid false trip due to wave action.

Operation

The 26X0 Series unit is two independent PLS16X0 sensors placed apart per the customer requirement on the same stem. Each point has a 10A SPDT dry contact. The control Auto Fill or Empty latching feature is added as an option to control the level between the two points.

By changing the bonding technique and bonding material the sensor is able to sense liquid at lower or higher temperatures.

PLS 262- from -20° to 200°C
PLS 264- from -50° to 100°C



How to Order

PLS26X- - - - -

Applications

Industries Served

Input 24VDC - 0								High Level / Overflow Alarm	Upstream Oil & Gas
90 to 240VAC - 1									
Output: 10 ADPDT - 0								Condensate Pots	Water & Waste- Water
Loop Power (4-20mA) - 1								Sump Water / Oil Detection	Chemical & Petrochemical
Mounting Integral - 1 0								Lubricant Circulation Equipment	Pulp & Paper
Remote - 2								Fill Machine Level Control	Food & Beverage
Cable (remote) in feet - 01								Pump Leak Detection	Military, Subsea / Surface
Actuation A point inches (01"std) - 01									Maritime Shipping
Actuation B point inches (3.5"std) - 3.5									Inland Barges, ERC Cargo
Process connection 3/4"NPT - 3									
Flange ANSI 150# - A									
Flange ANSI 300# - B									
Flange Sanitary - C									
Flange size 1" - 1									
1.5" - 0									
2" - 2									

Specifications

Dimensions

Repeatability: 2mm or better.

Delay (on): 0.5 seconds Standard. Options available.

Probe material: 316SS Standard. Optional material available.

Actuation point: 1.0" Standard.

Up to 99" available.

Sensor Temperature: -50 to 200°C (series)

Sensor Pressure: 1000 PSIG 316SS.

Liquid viscosity : From 1 to 75,000 cps

Process connection: 3/4" NPT Standard. Flanges available.

Electronic mounting : Integral or Remote

Input options: 24VDC, 90 to 240VAC, 9-30VDC

Output Options: 10A DPDT

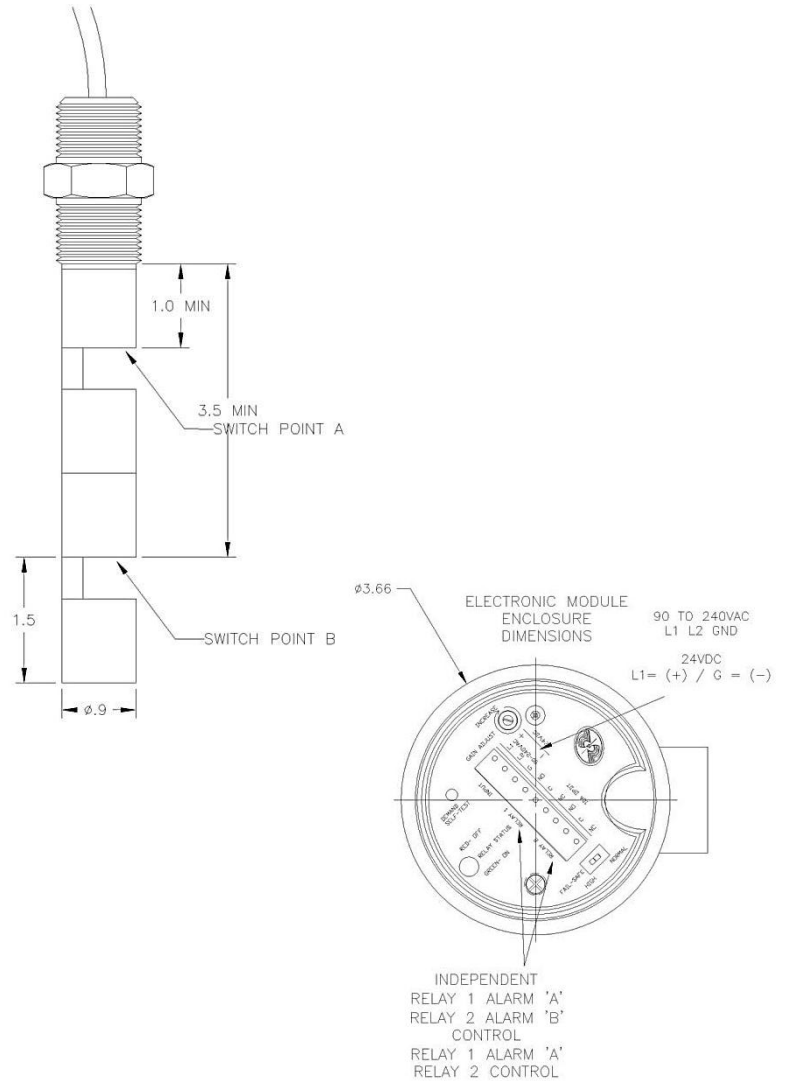
Loop Power 4-16mA

Enclosure: Nema 4 / 7

Push Button Demand Self-Test

Field Select Fail-Safe Option

LED Output Indicator



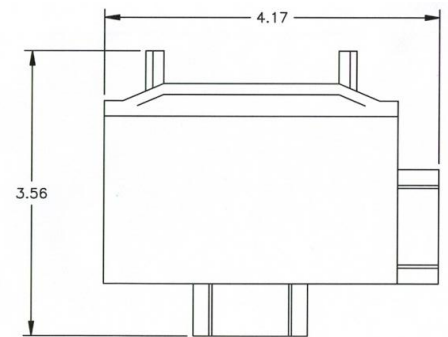
Warranty

Sensaras' level sensors are warranted against inherent defects for a period of two years from the date of shipment.

Performance Guarantee

Should the unit not perform as we claim within 45 days of delivery and was properly installed consistent with our stated requirements and specifications Sensaras will gladly accept a return of the unit for a full credit.

Designed to meet intrinsic safety for Hazardous locations. UL Approval pending



Disclaimer: Due to technical progress all Data Sheets are subject to change without notice. Sensaras believes all information in this Data Sheet is correct but is not responsible for any inaccuracies. Sensaras is not liable for any damages. It is the customer's responsibility to install, operate and maintain products properly.