



# Newsletter May 2021

*We are a chapter of the American Association of Woodturners (AAW)*

---

## **Club Officers**

---

President – Fred Eklund  
[fredeklund@comcast.net](mailto:fredeklund@comcast.net)

---

1st Vice President – Jim Stottlemeyer  
[jim.stottlemeyer@yahoo.com](mailto:jim.stottlemeyer@yahoo.com)

2nd Vice President – Joe Wertner  
[wertnerjc@hotmail.com](mailto:wertnerjc@hotmail.com)

Secretary – Steven Talmadge  
[stevetalmadge@comcast.net](mailto:stevetalmadge@comcast.net)

Treasurer – Rod Stabler  
[wickstab@yahoo.com](mailto:wickstab@yahoo.com)

## **Chairpersons**

Photographer – Bill Krofft,  
Carroll Stottlemeyer

Newsletter – Steven Talmadge

Library Manager – Ken Walker

Audio Visual – Lee Burkholder,  
Colby Benedict, Carson Benedict

Raffle – Rod Stabler, Ken Walker

Win-One Turn-One – Rod Stabler

Club Tours – 2<sup>nd</sup> Vice President

Christmas Toys – Lloyd Benedict,  
Rod Stabler

Auction – Lester Dice

Greeter – Nelson Zullinger

## **May 2021 Club Meeting**

Hello all and happy May, the weather is warmer, the days are longer, bees are buzzing, pollen is flying and as you may now know we have started our in-person club meetings every month. WooooooHooooooo, many people as well as I were MORE THAN READY to get back to normal and there was an excellent turnout with 20 people at the May club meeting. Thanks to Fred for pulling together his demo to get us started. With COVID restrictions being lifted across the country Gov Wolf has indicated he will lift the business restrictions on Memorial Day and the mask mandate will end when 70% of adults 18 and over are vaccinated. This should bode well for all the symposiums and shows to get back on track however many of the events I have put in this letter have canceled their shows for this year even though they were planning them already. I will keep trying to keep the list up to date with the ones I can find in the Events section below.

The show and tell table was pretty full at the May meeting and pictures are below.

As one of our ongoing outreach items we had another turning event with the boy scouts in Greencastle. We used the garage of the State Rep Paul Schemel who is one of the scout masters for the troop. Pictures from the event are below.

With the club meetings starting back up we need demonstrators to get us started. If you were signed up to do a demo before we were so rudely interrupted, please consider dusting off your notes and stepping up to help us get back in the swing of things. The officers are prepared with Demos from the shop tours that we have had but that will only go so far.

Since it has been so long since the last meeting I think we did a very good job with getting back to the old format and events at the meeting however it was noted that we had forgotten to announce the 'Challenge' the last real Demo we had was the tool making that Jim Stottlemeyer gave so the challenge for the May meeting should have been to bring the tool that you made

at that meeting. Since we forgot to remind everyone there will be two challenges for the June meeting. Bring the tool you made from the last meeting and then bring a segmented item you made.

The shop tour at Vern Wadle's shop was a really good time and I am looking forward to seeing it all up and running.

Remember there is a suggestions page to the website now that allows anyone to suggest things that they would like to see in a demo or even websites or services they have found that would be helpful to their fellow turners. This form sends an email to the secretary's email and I will take these suggestions to the officers to find someone to perform the demo and put it on the schedule. That is also a way to sign up for a shop tour or to present a demo yourself. There is a resources page that is also turned on and is up to date and if you find a vendor or a materials source that you find useful, please let us know and we can add it to the site for everyone to use. You can also let us know about items for sale and those can make it into the newsletter and be announced at the club meetings. New 'For Sale' section at the bottom of the newsletter.

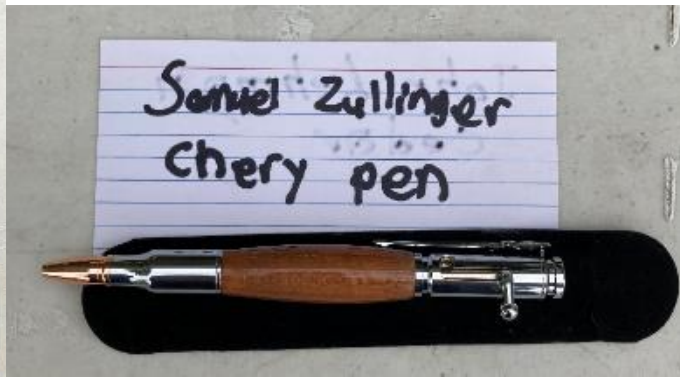
*The latest Officers meeting minutes from April are loaded to the website and can be viewed there.*

## **Show and Tell**



Steve Almond  
Ambrosia  
Maple

Steve Almond  
Mystery/Wood  
Bowl





## Shop Tour/Open Shop

The Shop tour of Vern Wadel's shop was a good time, and it was a nice drive up there. There were 11 people there to see his vintage equipment. I think the newest piece of machinery he has was the benchtop planer and the of brand table saw that was in the scrap pile. From the 16" 'Aircraft Carrier' of a jointer to the belt drive pattern makers lathe with the 5' diameter faceplate to the dual arbor 16" 440Volt table saw and the 2" thick oak and ash floor was a big hit. This is going to be a really nice shop when he gets it all hooked up and running.....







Please check the website calendar <http://www.cumberlandvalleywoodturners.com/calendar.html> and your email for updates on what is happening.

If you would like to volunteer to open your shop to a tour please contact Joe Wertner or any of the officers.


## **YouTube, Facebook and the Website**

If you have not visited the website lately, I have done some work on it and I try and keep the calendar up to date with meetings and other industry events. I added a suggestion form and some instructions. It sends an email directly to the secretary's email address and as we get suggestions for demos or other items they will be added to the various lists and schedules for the club.

Remember, Lee Burkholder records and posts all our Demos to You Tube. You can [click here](#) to view Lee's channel.



For those that do not know I started a Facebook Page for the club, and it can be found here.  
<https://www.facebook.com/groups/1114080958801395>



## Upcoming Events

~~AAW annual meeting in Omaha NE in July—Canceled as a live event.~~

~~[https://www.woodturner.org/Woodturner/Events/Annual\\_Symposium\\_Conference/2021-Symposium\\_Omaha/Woodturner/2021Omaha/2021-AAW-Symposium\\_Omaha-Nebraska.aspx?hkey=0f6ed369-9d55-417c-8ba9-4ef2f514be58](https://www.woodturner.org/Woodturner/Events/Annual_Symposium_Conference/2021-Symposium_Omaha/Woodturner/2021Omaha/2021-AAW-Symposium_Omaha-Nebraska.aspx?hkey=0f6ed369-9d55-417c-8ba9-4ef2f514be58)~~

~~Rocky Mountain Woodturning Symposium, September 17th – 19th, 2021. The venue is the McKee building at The Ranch / Larimer County Fair Grounds in Loveland, Colorado~~

~~<http://rmwoodturningsymposium.com/> Canceled~~

~~Mid-Atlantic Woodturning Symposium in Lancaster, PA is currently scheduled for September 24-26 2021.~~

~~<http://www.mawts.com/>~~

7<sup>th</sup> Segmenting Symposium September 22-25, 2022, Crowne Plaza Hotel, Northbrook, Illinois

<https://segmentedwoodturners.org/>

Mid-Atlantic Pen Turners Gathering, July 24-25, 2021

<https://midatlanticpens.com/>

## Upcoming virtual events from AAW

There are new upcoming events on the calendar!

Check out the [Remote Demonstration Calendar](#) today (make sure you are logged in to the AAW website)! The Remote Demonstration Calendar can also be found on the AAW website under "Events."

<https://community.woodturner.org/events/ird-demonstrations>

[Visit the Remote Demonstration Calendar.](#)

(Remember to sign in with your username and password to access the calendar and other members-only content.)

## **Win-One, Turn One**

Thanks to Rod Stabler for remembering that he won the last WWTW and bringing in a turning. The winner was Lee Burkholder.



## **Ongoing Club Activities**

## Turning with the Boy Scouts

On April 26<sup>th</sup> the club sponsored another turning event with the Boy Scout troop from Greencastle. I think this marks either three or four times we have done a turning with the scouts. This time the request was for something other than pens for Mother's Day. This installment was pendants. Thanks to all who were able to participate in this event. We had 7 lathes running and about 10 people volunteered to help, and it was somewhere around 23 scouts that turned pendants for their moms and at least one for a girlfriend.





## Weed Pots

We are still turning and collecting pots for this.

We hope that this can become an ongoing thing so anyone that is interested in making some pots for this can contact an officer for details or if you want to watch a short video on this click on this link. [https://www.youtube.com/results?search\\_query=turning+a+weed+pot](https://www.youtube.com/results?search_query=turning+a+weed+pot) . Do not just look up 'Weed pot' on you tube. You can imagine what I got in my search results when I did that. 😊 If you need wood for this, you can contact an officer and we should be able to help you out.



## Christmas Toys

Please remember that this is an ongoing yearly project for us and last year we had to have several dedicated meetings to make this happen. Items for this effort can be made and donated anytime during the year. Check in with an officer to see what we are making for 2021.

## Maintenance Department

Maintenance Department #5  
Lighting in the Shop - Converting Fluorescent Fixtures to LED

As we age lighting becomes more and more important. There are several ways to improve shop lighting. More lights, higher wattage bulbs, dedicated task lighting and converting to LED. Today we will address the LED option.

Most of us have the typical 4' fluorescent light fixtures in our shop. These can easily be replaced with similar LED fixtures, but this can be an expensive decision. Although LEDs use less electricity it takes a long time to recoup your investment. One big plus with LEDs is that they do not use ballasts. We can use this to our advantage. In years past a failed ballast usually was repaired by buying a new fixture. This was because there was little difference in the cost of a fixture and the cost of a replacement ballast. In fact, the fixture was often cheaper.


I recently took a fixture with a failed ballast and in less than 10 minutes refitted it with LED bulbs. There are several different type bulbs so be sure to buy the correct ones. I purchased 25 through Amazon for about five dollars each. They are the no-ballast style that require power from both ends,

This is a simple job:


Remove the bulbs and cover to gain access to the ballast.



Cut the wires near the ballast and remove it. I would not eat finger food during this operation and wash up before I do.



Connect the wires that fed the ballast (hot and neutral) to the wires going to the sockets. One to one end and one to the other. Wire-nut the connections and replace the cover.



Install the bulbs and test. This is when you find out if you bought the correct bulbs.





For about ten dollars you have a fixture that will provide more light and never needs a ballast.

## **Club Discounts**

Joe Wiesnet, <https://buffalowoodturningproducts.com/>, created a 10% discount on his website specifically for our club. Anyone who wishes to use the discount should set up an account with him and place an order then send Joe an email on his website and he will make the connection on his end and send you the discount code to use for all future orders.

Penn State offers a 10% discount if you are a club member and set up an account with them.

---

*Please do not forget to check-out the club's web site.*

<http://www.cumberlandvalleywoodturners.com>

---

**\*The club's website** has a lot of good information for your viewing pleasure. Please take time to check it out. If you have something you would like to post on the site, send your request to <mailto:secretary@cumberlandvalleywoodturners.com>

**\*The library** is for your use, please take advantage of it. If you are not sure of what we have to offer, you can check our website, or talk to Ken Walker. If you have some videos, or other material that you would like to loan or donate to the library, that would be appreciated as well.

**"Tool Sign Out"** is available for our members. This is a way to try out some tools that you do not have.

**\*The newsletter** is here for you. If you would like to post something to share with others, please send your information to:

stevetalmadge@comcast.net

**"Hats and Shirts"** – We have a new supply of hats at \$10.00 ea. See Jim Stottlemeyer if you are interested.

## Officer's Meeting

The next officer's meeting will be May 24, 2021 at 11:00AM. The location will be at Brothers Pizza restaurant in Greencastle, PA. Due to COVID-19 restrictions, we are currently limiting attendance to officers only.

## For sale

5/8" Jacobs chuck with #2MT arbor. All new unused. \$30 contact Jim Stottlemeyer



## Next Club Meeting

The next club meeting will be June 3rd at the normal meeting location. The Demonstration will be likely decided at the next officers meeting the last week of May so stay tuned and check the calendar on the website for more details.