

# Lake Effects Horse Shows



## 2024 Rule Book and Show Schedule

### SCHEDULE OF LEHS RECOGNIZED HORSE SHOW DATES

<u>DATE</u>	<u>SHOW LOCATION</u>	<u>SHOW CONTACT</u>	<u>STALL RESERVATIONS</u>
May 11 & 12	Windsong @ Albion Albion, MI	Sandi Carlton (269) 317-1529	Sandi Carlton (269) 317-1529
June 1 & 2	Meadowview Farm Lowell, MI	Cathy Johnson (616) 262-1814	Cathy Johnson (616) 262-1814
June 28 – 30 (3 day show)	Meadowview Farm Lowell, MI	Cathy Johnson (616) 262-1814	Cathy Johnson (616) 262-1814
July 26 – 28 (3 day show)	Fox Brush @ Waterloo Grass Lake, MI	Amy Hayes (517) 974-3685	Sandi Carlton (269) 317-1529
August 16 – 18 (3 day show)	Fox Brush @ Albion Albion, MI	Amy Hayes (517) 974-3685	Sandi Carlton (269) 317-1529
September 13 – 15 (2 day show & Finals)	Meadowview Farm Lowell, MI	Cathy Johnson (616) 262-1814	Cathy Johnson (616) 262-1814

Prize lists and schedules for each show may be found on [HorseShowing.com](http://HorseShowing.com). For questions, please contact the individual listed above, visit their website or the LEHS Facebook page.

To be added to the LEHS email mailing list, please email [lakeeffecthorseshow@gmail.com](mailto:lakeeffecthorseshow@gmail.com).

**Welcome to the Lake Effects Horse Show (LEHS)** circuit, where equestrian excellence meets the picturesque landscapes of Western Michigan. Established in 1986, the LEHS was meticulously designed by a thriving community of riders and trainers to fill the void of introductory level Hunter/Jumper competitions in Western Michigan. What began as a modest endeavor has evolved into a leading equestrian circuit, hosting six affordable summer shows at exceptional facilities under the expert guidance of seasoned show managers. Our journey is woven with the threads of tradition, and today, we take pride in returning to our roots by holding an onsite banquet during the weekend of finals where we present over 20 trophies and 100 ribbons to deserving participants.

The LEHS has become a springboard for countless riders, propelling them from local acclaim to national qualifications and prestigious awards such as competing at the ASPCA Maclay Finals and Pennsylvania National Horse Show. At the heart of our ethos is the profound recognition that the LEHS circuit was purposefully crafted as a starting point for riders embarking on their equestrian journeys. While some classes within our competitions are inherently judged based on the horse's performance, the essence of the LEHS lies founded on the rider's experience. We understand that every rider begins their venture into the equestrian world with a unique set of skills, aspirations, and levels of expertise. As such, our carefully curated divisions prioritize the rider's growth and development, offering a progressive and inclusive pathway for individuals at varying stages of their equestrian pursuits. We believe in fostering an environment where riders can build not only their technical prowess, but also their confidence and passion for the sport.

Please join us as we celebrate the spirit of horsemanship and the enduring legacy of the Lake Effects Horse Show circuit.

## LEHS GENERAL INFORMATION

- LEHS horse shows are held between May and September and include 2 day and 3-day horse show competitions on the weekends.
- Each horse shows will host recognized divisions from cross-pole to 2'9" jumping. At each facility's discretion, they may also include non-recognized walk/trot or walk/trot/canter non-jumping classes.
- Annually, LEHS management will review and determine the costs for Stalls, LEHS recognized Classes and Membership fees. Please refer to the individual show bills for the current year's schedule of costs and fees. Please note that fees associated with non-LEHS recognized classes or divisions such as those awarding prize money or specialty classes such as Hunter Prix's may vary by location.
- All riders, including adults and professionals, must wear approved (ASTM/SEI certified) headgear with the harness secured while mounted on the show grounds.
- A professional is anyone acting in an instructional or training manner, with or without payment.
- Professionals are limited to riding in the following divisions or classes:
  - Special Hunter, Pre-Green Hunter, Low Hunter, Open Hunter, all Jumper divisions and open warmup classes.
- The Judge's decision on any class is final.
- The Judge's cards are not available for viewing by any spectator or trainer.
- The Judges are advised that an even hunting pace takes priority over predetermined strides based upon measurement of lines (except for in-and-out fences).
- Show Management has the right to refuse any entry for any reason.
- Show Management will determine the number of stalls available at each competition.
- Stalls are extremely limited and require advance reservation and will only be held with an open check made payable to the farm or stable.
- Only one horse or pony per stall.
- Tack stalls may be limited at Show Management's discretion.
- Stall reservation and cancellation policies and fees may vary by horse show location. Please contact the individual listed for Stall Reservations for the applicable deadlines.
- If trailer parking and tying are necessary, please consult with Show Management on availability and fees.
- Please be courteous and tidy when parking to avoid parking fees or restrictions.
- Horse show fees may be paid by cash or check. **NO CREDIT CARDS.**

## LEHS RULES AND REGULATIONS

LEHS follow the United States Equestrian Federation (USEF) and United States Hunter Jumper Association (USHJA) rules and governance unless otherwise stated.

- The rider's age for the entire season is that as of December 1<sup>st</sup> of the previous year.
- Riders having competed at any show at 3'6" or higher are ineligible to compete in any LEHS equitation or medal class.
- A rider's division eligibility remains the same throughout the entire season regardless of blue ribbons wins (see division specifications for more information).
- Martingales of any type are not permitted in any flat or under saddle class.

- Standing martingales used in the conventional manner are allowed for over fences classes.
- Braiding is optional (including Medal Finals).
- One set of awards will be presented per class or split if applicable.
- Classes must have 3 or more entries complete the class in order to receive points.
- Classes with less than 3 entries may be combined with other like classes or cancelled at Show Management’s discretion.
- Classes with 20 or more entries may be split at Show Management’s discretion.
  - Any class that is split will be split for the entire division for the entire weekend.
- Riders are encouraged to join the LEHS Membership to accumulate points for year end awards.
- Awards at the annual awards banquet will include:
  - Champion, Reserve Champion, Third, Fourth and Finalists for all LEHS recognized Equitation, Hunter and Jumper divisions;
  - Grand Champion Equitation Rider, Grand Champion Horse, Grand Champion Pony and Grand Champion Jumper;
  - Equitation Graduation Certificates for the Maiden, Novice and Limit divisions; and
  - Trainer Awards.
- Division awards are the combined points from over fences and on-the-flat or under saddle classes within that same division for the entire season.
- If there is a tie, the award goes to the rider with more blue ribbons (1<sup>st</sup> place) over fences.
- LEHS uses the following point system which differs from USEF and USHJA:

	Jumpers	Hunter over Fences	Hunter under Saddle*	Equitation over Fences	Equitation on the Flat
1 <sup>st</sup> Place	10	10	10	10	5
2 <sup>nd</sup> Place	6	6	6	6	3
3 <sup>rd</sup> Place	4	4	4	4	2
4 <sup>th</sup> Place	2	2	2	2	1
5 <sup>th</sup> Place	1	1	1	0	0
6 <sup>th</sup> Place	.5	.5	.5	0	0

\*Under saddle points do not count toward year end or weekend championships if there were no points awarded over fences for that division. Only the top 4 hunter over fences riders receive under saddle points.

## **LEHS MEMBERSHIP**

As a member of the LEHS circuit, a rider's points in all LEHS recognized classes/divisions will accumulate toward year end awards. A membership is associated with the rider, meaning only one membership is necessary per rider, regardless of the number of horses they may compete on. This also means that if two riders are sharing the same horse, each rider must have their own membership.

Trainers do not need to purchase a membership for the hunter points of their client's horse to be accumulated so long as the client has a LEHS membership. If a trainer is showing his/her own horse and wishes for its points to count toward year end awards, he/she must purchase a membership for said horse.

The Membership fee is \$30.00 if paid before the end of the rider's first show where points were accrued. Memberships received after the completion of the rider's first show will be accepted but will be assessed a late fee of \$30.00 for a total Membership fee of \$60.00.

By purchasing a LEHS Membership, you understand that it is your responsibility to know, understand and follow the rules set forth within.

Membership checks should be made payable to Cathy Johnson and mailed with the membership form to:

Jamie Pink  
1062 Fountain St NE  
Grand Rapids, MI 49503

If you have any questions on the receipt of your payment or membership status, please contact LEHS Secretary, Jamie Pink at (616) 402-6793 or email [lakeeffecthorseshow@gmail.com](mailto:lakeeffecthorseshow@gmail.com).

Like and follow us on Facebook at **Lake Effects Horse Shows**.

<https://www.facebook.com/MichiganLEHS>

Visit **HorseShowing.com** for horse show information, entry submission and prize lists. During the show you can find real-time results, times and schedule updates!

<https://horseshowing.com/>

# **LEHS DIVISION SPECIFICATIONS**

## ***EQUITATION***

- Championships are offered in all LEHS recognized equitation divisions.
- Points are awarded for 1<sup>st</sup>, 2<sup>nd</sup>, 3<sup>rd</sup>, and 4<sup>th</sup> places only and flat classes are awarded half points. See points schedule above.
- For weekend championships, ties are broken by the rider with the higher placing over fences.
- No professionals may ride in any equitation class.
- A rider may compete in the same division throughout the entire season regardless of how many blue ribbons over fences they win.

### **Crosspole Equitation**

#### **Crosspoles**

- Crosspole Equitation is open to any junior or adult amateur rider who has not competed higher than crosspoles at any LEHS or similar horse show.
- A rider may compete in Crosspole Equitation for two consecutive years.
- A rider may cross enter into the Maiden Equitation or Maiden Hunter division. Cross entering into the Maiden division during the rider's first year in the Crosspole division eliminates the eligibility to compete for a second year.
- Trotting or cantering are acceptable in over fences classes.
- Canterng is required in flat classes.

### **Maiden Equitation**

#### **1'9" without oxers**

- Maiden Equitation is open to any junior or adult amateur rider who has not won any blue ribbons in an equitation over fences class at any LEHS or similar horse show during a prior show season (excluding a crosspole height class).
- Once a rider wins a blue ribbon in an equitation over fences class or Medal class, they will receive a Maiden Equitation Graduation Certificate at the end of the season and may not compete in the Maiden Equitation division in later years.
- Maiden Equitation riders may not cross enter into any classes 2'6" or higher.

### **Novice Equitation**

#### **2' without oxers**

- Novice Equitation is open to junior or adult amateur riders who have not won three or more blue ribbons in any equitation over fences class at any LEHS or similar horse show during a prior show season.
- Once a rider wins three or more blue ribbons in any equitation over fences class or Medal class, they will receive a Novice Equitation Graduation Certificate at the end of the season and may not compete in the Novice Equitation division in later years.
- Novice Equitation riders may not cross enter into any classes higher than 2'6".
- If a rider has won three or more blue ribbons in any equitation over fences class or Medal class prior to showing in the Novice division, they will automatically receive a Novice Equitation Graduation Certificate and may compete in the Novice Equitation division for only one consecutive year.

### **Pony Equitation**

#### **2' with or without oxers or 2'3" with or without oxers**

- Pony Equitation is open to junior riders on ponies.
- Pony riders may choose 2' with or without oxers or 2'3" with or without oxers, regardless of pony size.

- Pony riders may change their height or oxer choice from day to day and show to show.
- Pony riders on small ponies must be 12 and under. Pony riders on medium ponies must be 14 and under. Junior riders of any age may show large ponies.
- Show Management and LEHS Representatives reserve the right to ask for USEF Measurement Card or to measure a pony.

### Low Equitation

2'3" with oxers

- Low Equitation is open to junior or adult amateur riders who have never competed 2'6" or higher at any LEHS or similar horse show.
- Once a rider competes at any LEHS or similar horse show at 2'6" or higher, they become immediately ineligible for Low Equitation. Any points accumulated prior to ineligibility will count toward year end awards.
- There is no graduation or blue ribbon limit for this division.

### Limit Equitation

2'6" with oxers

- Limit Equitation is open to junior or adult amateur rider that have not won six or more blue ribbons in any equitation over fences class at any LEHS or similar horse show during a prior show season. \*Blue Ribbons won in Pony Equitation classes do NOT count toward Limit eligibility.
- Once a Limit Equitation rider wins six or more blue ribbons in any equitation over fences class or Medal class, they will receive a Limit Equitation Graduation Certificate at the end of the season and may not compete in the Limit Equitation division in later years.
- If a rider has won six or more blue ribbons in any equitation over fences class or Medal class (excluding Pony Equitation) prior to ever showing in the Limit Division, they will automatically receive a Limit Equitation Graduation Certificate and may compete in the Limit Equitation division for only one year.

### Adult Equitation

2'6" with or without oxers

- Adult Equitation is open to adult amateur riders who have not competed at 3' or higher in the last five years at any horse show.
- Once an adult rider competes at 3' or higher, they become immediately ineligible for Adult Equitation. Any points accumulated prior to ineligibility will count toward year end awards.
- Adult riders may choose 2'6" with or without oxers.
- Adult riders may change their oxer choice from day to day and show to show.
- An Adult Equitation rider may cross enter into Limit Equitation (if blue ribbon eligible) or Jr/Am Equitation.
- The Adult Equitation division is considered a 2'6" division.

### Junior/Amateur Equitation

2'9" with oxers

- Junior/Amateur Equitation is open to all junior or amateur adult riders who have never competed at 3'6" or higher at any horse show.
- Once a rider competes at any horse show at 3'6" or higher, they become immediately ineligible for Jr/Am Equitation. Any points accumulated prior to ineligibility will count toward year end awards.

## ***HUNTER***

- Championships are offered in all LEHS recognized hunter divisions.
- Over fences points are awarded for 1st through 6th place.
- Under saddle points do not count toward year end or weekend championships if there were no points awarded over fences for that division. Further, only the top four over fences riders received their under saddle points.
- For championships, if there is a tie, the placing goes to the rider with the higher placing in the over fences class.
- Professionals may only ride in the Low, Pre-Green, Special Hunter and Open divisions.
- Regarding divisions with height or oxer options, the highest height offered will be considered the height of that division and therefore, may affect a rider's equitation status. Please see Equitation Division Specifications.
- Courses will not be adjusted for ponies.
- Soundless is to count. Extreme speed will be penalized.
- Martingales of any type are not permitted in any hunter under saddle class.
- Standing martingales used in the conventional manner are allowed for over fences classes.

### Maiden Ridden Hunter

1'9" without oxers

- Maiden Ridden Hunter is open to junior or adult amateur riders who have not won any blue ribbons in an equitation over fences class at any LEHS or similar horse show during a prior show season (excluding crosspole classes).
- A Maiden Hunter rider may not cross enter into any classes 2'6" or higher.

### Novice Ridden Hunter

2' without oxers

- Novice Ridden Hunter is open to junior or adult amateur riders who have not won any blue ribbons in an equitation over fences class at any LEHS or similar horse show during a prior show season.
- Novice Ridden Hunter riders may not cross enter into any classes higher than 2'6".

### Pony Hunter

2' with or without oxers or 2'3" with or without oxers

- Pony Hunter is open to junior riders on ponies.
- Pony riders may choose 2' with or without oxers or 2'3" with or without oxers, regardless of pony size.
- Pony riders may change their height or oxer choice from day to day and show to show.
- Pony riders on small ponies must be 12 and under. Pony riders on medium ponies must be 14 and under. Junior riders of any age may show large ponies.
- Show Management and LEHS Representatives reserve the right to ask for USEF Measurement Card or to measure a pony.

### Low Hunter

2'3" with oxers

- Low Hunter is open to any junior, adult amateur or professional rider.



### Children's Hunter

2'6" with oxers

- Children's Hunter is open to junior riders who have never competed higher than 3'6" at any horse show.

### Adult Hunter

2'6" with or without oxers

- Adult Hunter is open to adult amateur riders who have not competed at 3' or higher in the last five years at any horse show.
- Adult riders may choose 2'6" with or without oxers
- Adult riders may change their oser choice from day to day and show to show.
- The Adult Hunter division is considered a 2'6" division.

### Open Hunter

2'9" with oxers

- Open Hunter is open to any junior, adult amateur or professional rider.

### Special Hunter

2'6" with or without oxers

- Special Hunter is open to any junior, adult amateur or professional rider.
- Special Hunter riders may choose 2'6" with or without oxers.
- Special Hunter riders may change their oser choice from day to day and show to show.
- The Special Hunter division is considered a 2'6" division.

### Pre-Green Hunter

2'6" with or without oxers

- Pre-Green Hunter is open to any horse or pony with LIMITED showing experience.
- Pre-Green Hunter is open to any junior, adult amateur or professional rider.
- A Pre-Green Hunter horse or pony may show in this division for two years.
- A Pre-Green Hunter horse or pony may not have competed at any show, including schooling shows higher than 2'6" before December 1st of the previous year.
- A Pre-Green Hunter horse or pony competing higher than 2'6" at any show during its first year in the Pre-Green division, eliminates its eligibility to show in the Pre-Green division for a second year.
- Pre-Green Hunter riders may choose 2'6" with or without oxers.
- Pre-Green Hunter riders may change their oser choice from day to day and show to show.

## **JUMPER**

- Championships are offered in all LEHS recognized jumper divisions.
- Points are awarded for 1st through 6th place.
- The same horse and rider combination may cross enter into only two jumper divisions at the same show.
- Courses and times will not be adjusted for ponies.
- Courses will include jumps with ground lines, numbers and flags.
- Courses and tables will be posted one hour prior to start time.
- Standard and running martingales used in the conventional manner are allowed.

Beginner Jumper                      2' no oxers

- Beginner Jumpers is open to all horses and ponies.
- Beginner Jumpers is open to all riders; juniors, adults and professionals.

Low Jumper                              2'3" with oxers

- Low Jumpers is open to all horses and ponies.
- Low Jumpers is open to all riders; juniors, adults and professionals.

Training Jumper                      2'6" with oxers

- Training Jumpers is open to all horses and ponies.
- Training Jumpers is open to all riders; juniors, adults and professionals.
- Training Jumpers 2'6" division and may affect a junior or adult rider's equitation eligibility.

**USEF 2024 Competition Year - Jumper Chapter Rules**

Optional Tables in LEHS competitions include:

Table II. Sec 2 (b) – Clear First, Jump Off.

- If you go clear in the first round, STOP and WAIT in the ring for the buzzer that signals the countdown to start your second round jump-off.

Table II Sec 2 (c) – Power and Speed.

- If you go clear in the first round (Power Phase), CONTINUE, DON'T STOP, and ride the jump-off immediately. *If you have any faults in the Power Phase, you will be buzzed out and ineligible to compete in the second round (Speed Phase).*

Table II Sec 2 (d) – Power and Speed.

- This table is similar to Sec 2 (c), but you ride the second round (Speed Phase), even if you have faults in the first round (Power Phase). Do NOT stop between rounds.

Table IV Sec 2 (a) – Optimum Time.

- Optimum time is defined as being within 4 seconds (over or under) of the predetermined and posted optimum time.

Table IV Sec 2 (b) – Clear First, Optimum Time Jump Off.

- If you go clear in the first round, STOP and WAIT in the ring for the buzzer that signals the countdown to start your second round jump off based upon optimum time.

Table IV Sec 2 (c) – Power and Optimum Time.

- If you go clear in the first round (Power Phase), CONTINUE, DON'T STOP, and ride the optimum time jump-off immediately. *If you have any faults in the Power Phase, you will be buzzed out and ineligible to compete in the second round (Speed Phase).*

## ***MEDAL CLASSES***

- Top 10 accumulative scores will be eligible for Medal Finals.
- Upon receiving two first places, a rider is ineligible to compete in qualifying classes, and will be considered qualified for Medal Finals.
- Rider must be an LEHS Member for points to count toward Medal Finals qualification.
- 3 competitors must complete the course for points to count toward Medal Finals qualification.
- One rider per horse.
- The order of go will be posted at least one hour prior to class.

### **CROSSPOLE MEDAL: Crosspoles**

- Open to riders eligible for the Crosspole Equitation division.
- No less than six obstacles.
- No in-and-out.
- Tests optional: #1, 2, 3, 5.
- Tests may be included in the first round, except at Medal Finals.

### **MAIDEN MEDAL 1'9" no oxers**

- Open to riders eligible for the Maiden Equitation division.
- No less than six obstacles.
- No in-and-out obstacle.
- Tests option: #1, 2, 3, 5, 6.

### **NOVICE MEDAL: 2' no oxers**

- Open to riders eligible for the Novice Equitation division.
- No less than six obstacles.
- No in-and-out obstacle.
- Tests option: #1, 2, 3, 5, 6.

### **PONY MEDAL: 2' with or without oxers or 2'3" with or without oxers**

- Open to riders eligible for the Pony Equitation division.
- No less than six obstacles.
- No in-and-out obstacle.
- Riders may choose 2' with or without oxers or 2'3" with or without oxers.
- Tests optional: #1, 2, 3, 5, 6, 14.

### **MINI MEDAL: 2'3" with oxers**

- Open to riders eligible for the Low Equitation division.
- No less than six obstacles.
- No in-and-out obstacle.
- Tests optional: #1, 2, 3, 5, 6, 14.

### **LIMIT MEDAL: 2'6" with oxers**

- Open to riders eligible for the Limit Equitation division.
- No less than six obstacles.
- No in-and-out obstacle.
- One test required of top 3 riders.
- Tests: #1, 2, 3, 5, 6, 10, 14, 18.

### **ADULT MEDAL: 2'6" with or without oxers**

- Open to riders eligible for the Adult Equitation division.
- No less than six obstacles.
- No in-and-out obstacle.
- Adult riders may choose with or without oxers.
- One test required of top 3 riders.
- Tests: #1, 2, 3, 5, 6, 10, 14, 18.

### **OPEN MEDAL: 2' 9" with oxers**

- Open to riders eligible for the Junior/Amateur Equitation division.
- No less than eight obstacles.
- In-and-out combination is suggested.
- Courses must include one change of direction.
- One test required of top three riders:
- Tests: #1–22 (two tests required at Medal Finals).

## **USEF 2024 Competition Year – EQ 113 – Equitation Division Medal Tests**

Optional Tests in LEHS competitions include:

Tests may be performed either collectively or individually, but no other tests may be used. Instructions must be publicly announced.

NOTE: In Hunter/Jumping Seat Equitation classes, any exhibitor who does not participate in the testing is placed last of those competitors called back to test. Should more than one exhibitor fail to return for testing they will be placed at the judge's discretion. If exhibitors are called back collectively to test, they must remain in the ring until all exhibitors have completed the test. If riders are asked to be in the ring during the test, riders must be able to watch the other competitors test. Equitation tests must not have exhibitors trotting or cantering through in-gate or out-gate; any exhibitor choosing to trot or canter through the in-gate or out-gate must be eliminated (see EQ108). Obstacles jumped in an equitation test must have been included in the original course. Jumps must be jumped in the original direction unless otherwise specified.

1. Work collectively or individually at a walk, rising/posting trot, and/or sitting trot, and/or canter.
2. Downward Transition Test:
  - a) Walk (4-5 steps)
  - b) Halt (4-6 seconds)
  - c) Halt and Back for (3-5 steps). When riders working collectively are asked to halt and then back, they should walk forward a few steps and halt again after backing and then proceed with any further instructions from the judge.
3. Question(s) regarding basic horsemanship, tack or equipment and/or conformation. The judge may ask question(s) that are appropriate for the level of expected skill of any given class or specifications.
4. Working either collectively, or individually, riders may demonstrate the lengthening or collection of strides on the flat at the walk, sitting or posting/rising trot and/or canter.
5. Figure Eight at the trot, demonstrating change of diagonals. In any Figure Eight movement, the rider should start at a center point at the halt. To finish the movement the rider is to return to the halt at same position as the point of commencement.
6. Figure Eight at the canter on the correct lead. In this movement, the rider will begin at the halt and demonstrate a simple change of lead. This is a change whereby the horses is brought back into the walk or trot (either is acceptable unless the judges specifies) and then restarted into a canter on the opposite lead. in the center of the figure, then will proceed to the second circle on the opposite lead. The rider will halt in the center at the same point of commencement to finish the figure.
7. Jump a shortened course. The riders must jump all obstacles in the same direction of the original course unless the judge clearly states that a jump be attempted in the opposite direction of the original course. If the judge requests that a jump be used in the opposite direction it must be a vertical and if there are ground lines, they must be correct. (See EQ 102.11)

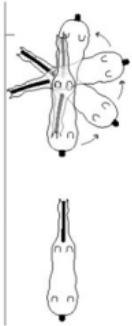
8. Jump low obstacles at a trot as well as a canter. The maximum height of trot jump is determined as 6" lower than class requirements and is not to exceed 3' for horses and 2' for ponies. Oxers may be used as a trot jump in classes listed at 3'6" or higher.
9. Demonstrate a half-turn or a half-turn in the reverse. In all cases where a figure is requested between 2 jumps that requires a change of direction, the rider will not be charged for crossing their path nor will this count as a refusal between the obstacles.
10. Change leads on a line demonstrating simple or flying changes. The simple change is whereby the horses is brought back into the walk or trot (either is acceptable unless the judges specifies) and then restarted into a canter on the opposite lead. The flying change is performed in one stride with the front and hind legs changing at the same moment. The change of the leading front and hind leg takes place during the moment of suspension.
11. Figure Eight at the canter demonstrating flying changes of leads. Like all Figure Eight movements, the rider is to first halt at a center point. The flying change is performed in one stride with the front and hindlegs changing at the same moment. The change of the leading front and hind leg takes place during the moment of suspension. The rider will halt in the center at the same point of commencement to finish the figure,
12. Collection of strides between 2 fences. It is recommended that a line chosen for this test be not less than 70'.
  - a. For safety purposes, judges may only ask for additional strides to be added and must not ask rider to leave out a stride.
13. Work collectively or individually at the walk, posting/rising trot and/or canter without irons. In any case where riders are asked to perform without irons they must be allowed to walk or halt and be afforded the opportunity to cross their irons if they wish.
14. Execute serpentine at a trot and/or canter on the correct leads. If trotting, the rider is to demonstrate the changes of diagonals at the center points of the figure, if cantering, the rider should demonstrate the simple or flying changes of lead in the center of the figure. The simple change whereby the horse is brought back into the walk or trot (either is acceptable unless the judges specifies) and then restarted into a canter on the opposite lead.
15. Canter on the counter lead on the flat. For the purposes of Hunt Seat Equitation on the flat, a counter canter is defined as a balanced canter on the outside lead. If working collectively, no more than 12 riders may counter canter at one time. Riders must complete one full revolution around the arena in each direction.
16. A canter on the counter lead may be used on the approach to a jump. For the purposes of Hunt Seat Equitation over fences, the counter canter is designed to improve balance and suppleness. When utilizing this test, rider may be asked to:
  1. Approach a single jump on a counter lead. This test requires riders make at least ONE turn or bend on a course of not less than 90°.
  2. Demonstrate a counter canter between 2 jumps on the course. For this test, the rider upon landing off the first jump can choose from the following acceptable options:
    - a) If the rider lands firstly on the inside lead, they may demonstrate a simple or flying change of lead before cantering through the first 90° turn and continue to

hold the counter lead to the next jump. Either the simple or flying change is acceptable.

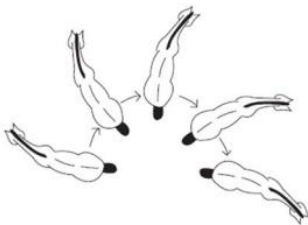
b) If the rider lands firstly on the outside lead, he/she may continue to hold the outside lead to the next required obstacle.

c) A judge cannot require a rider to land on the counter lead.

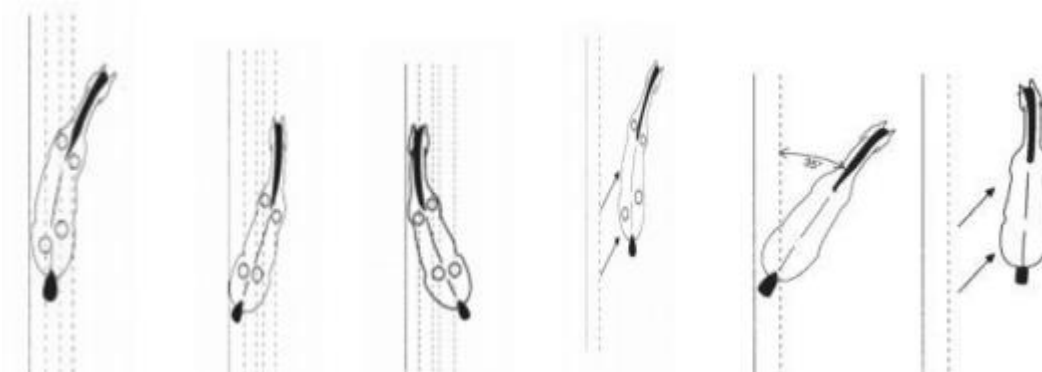
17. Demonstrate a turn on the forehand done through the halt.



18. Demonstrate a turn on the haunches done from the walk.



19. Demonstrate a Shoulder-in, Shoulder-out, Haunches-in, Haunches-out, Half pass or Leg Yield at either the walk or sitting trot.



20. Hand Gallop. A hand gallop may be used either when riders are working collectively or individually on the flat (no more than 12 riders may hand gallop at one time) and it may also be used on the approach to a jump. The rider must be in a half-seat when executing the hand gallop. A hand gallop may not be requested into or out of a related distance line.

21. Ride without stirrups over fences. The riders must be allowed to remove the irons from the saddle or cross them if they wish.

22. Demonstration ride of approximately one minute. Riders must advise the judge(s) beforehand what ride they plan to demonstrate.

23. Change horses. (Note: this is the equivalent of two tests.) Riders will only change horses for Championship classes. Riders will not be asked to ride a different horse unless they have ridden the course on their own horse first.

a) When a swap of horses is requested, the rider must be given a minimum of 90 seconds to do a brief flat and jump no more than two (2) schooling jumps.

b) Riders may be requested to jump a previous course or a portion of the previous course. Tests 1 – 22 shall not be included even if included in the former course.

*Terms used, but not specifically defined have the same meaning as those terms defined by the USEF.*

### **LEHS MINI MACLAY HORSEHAMSHIP CLASS**

- Open to any junior or adult amateur riders who have not competed at 3'6" or higher at any horse show.
- Class may be split if entries warrant.
- Riders may show in the Limit Equitation, Adult Equitation or Jr/Amateur Equitation divisions at any LEHS shows and be eligible for this class.
- Jumps will be 2' 6" - 2' 9".
- In-and-out obstacle is optional.
- All riders shall compete over a course of at least eight jumps, with two changes of direction.
- The top eight riders or one third of the class (whichever is more) are then required to show at walk, trot, and canter.
- Tests 1-16 are allowed; except judge may not ask riders to jump without stirrups or change horses to jump.
- To be judged on hands, seat, guidance, and control of horse.
- The under saddle performance of those riders selected to show at walk, trot, and canter shall count 50%.
- No martingales allowed for the flat phase.
- Only one rider per horse.
- For points to count toward Medal Finals qualification, three competitors must complete the course.
- The order of go will be posted one hour prior to class.
- Top 10 accumulative scores will be eligible for Medal Finals.
- Upon receiving two first places, the rider is ineligible to compete in qualifying classes and will be considered qualified for the Finals.