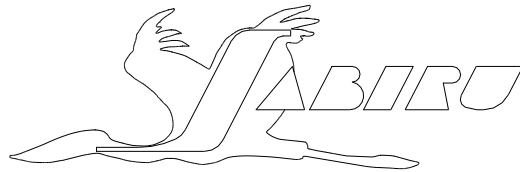


JABIRU ENGINE PARTS BOOK



Jabiru 4 Cylinder 2200cc Engine.

Jabiru Aircraft Pty Ltd ACN 010 910 077

PO Box 5792 Bundaberg

Australia 4670

Australia: Phone 07 4155 1778 Fax 07 4155 2669

International: Phone + 61 7 4155 1778 Fax + 61 7 4155 2669

Email: info@jabiru.net.au Web: www.jabiru.net.au

Applicable for Jabiru 2200 Aircraft Engines. S/No. 2068 onwards.

Revised May 2013



Please fill in your engine and aircraft details for future reference.

Engine Serial #:

Aircraft Type:

Model:

Serial #:

Registration #:

Note:

1. Not all parts are illustrated
2. All efforts are made to ensure accuracy at the time of publication, if you find any discrepancies, or have any questions about the contents of this publication please contact Jabiru Aircraft Pty Ltd.
3. All quantities are per engine unless stated otherwise.

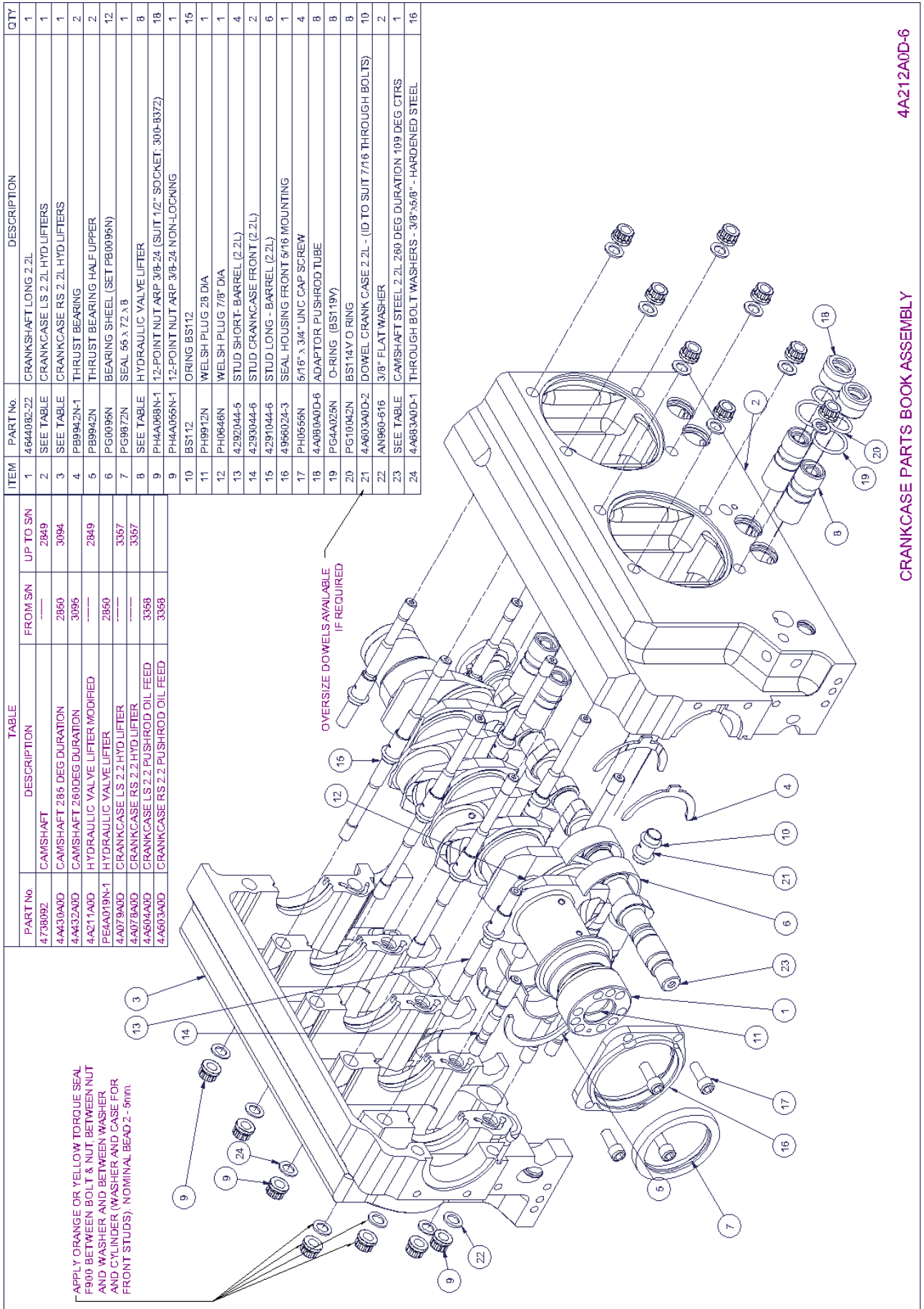
4. When ordering parts always quote engine serial number and any upgrades carried out on the engine, as well as item number, part number, description, page number and issue number. This complete information will ensure Jabiru Aircraft Pty Ltd supply the correct part.



Parts Catalogue Index

Figure 1 – Crankcase and Crank Assy 3/8 Barrel Studs	4
Figure 2 – Crankcase and Crank Assy 7/16 Barrel Studs	5
Figure 3 – Cylinder Head Assy up to S/N 2552	6
Figure 4 – Cylinder Head Assy from S/N 2553 to S/N 3357	7
Figure 5 – Cylinder Head Assy from S/N 3358	8
Figure 6 – Head Assy Including Valve Guides & Seats up to S/N 2552	9
Figure 7 – Head Assy Including Valve Guides & Seats from S/N 2553 to S/N 3357	10
Figure 8 – Head Assy Valve Guides & Seats (Pushrod Oil Feed) from S/N 3358	11
Figure 9 – Head Mounting & Pushrod Assy up to S/N 2552	12
Figure 10 – Head Mounting & Pushrod Assy from S/N 2553	13
Figure 11 – Head Mounting & Pushrod Assy (Pushrod Oil Feed) from S/N 3358	14
Figure 12 – Barrel, Piston & Conrod Assy	15
Figure 13 – Timing & Distributor Assy	16
Figure 14 –Rear Plate & Flywheel Assy up to S/N 2731	17
Figure 15 –Rear Plate & Flywheel Assy from S/N 2732	18
Figure 16 – Flywheel Assy up to S/N 2731	19
Figure 17 – Flywheel Assy from S/N 2732 on	20
Figure 18 - Crankshaft to Flywheel Assy up to S/N 2731	21
Figure 19 – Crankshaft to Flywheel Assy from S/N 2732	22
Figure 20 – Induction System Assy	23
Figure 21 – Carburetor Assy	24
Figure 22 - Oil Pump Assy	25
Figure 23 - Dipstick Assy up to S/N 2552	26
Figure 24 - Dipstick Assy from S/N 2553	27
Figure 25 - Starter Assy	28
Figure 26 - Starter Assy Cast Housing	29
Figure 27 - Rocker Oil Lube Supply up to S/N 3357	30
Figure 28 - Oil Relief Valve, Filter & Adapter	31
Figure 29 - Exhaust Assy	32
Figure 30 – Sump Assy up to S/N 2552	33
Figure 31 – Sump Assy from S/N 2553 on	34
Figure 32 - Propeller Flange Assy	35
Figure 33 - Fuel Pump Assy	36
Figure 34 - Fuel Pump Assy Zhejiang Tongshun	37

Note: Refer to Installation Manual for details of parts used in engine installation.
Refer to Installation Manual for data & installation details on engine cooling ducts.



4A212A0D-6

CRANKCASE PARTS BOOK ASSEMBLY

Figure 1 – Crankcase and Crank Assy 3/8 Barrel Studs

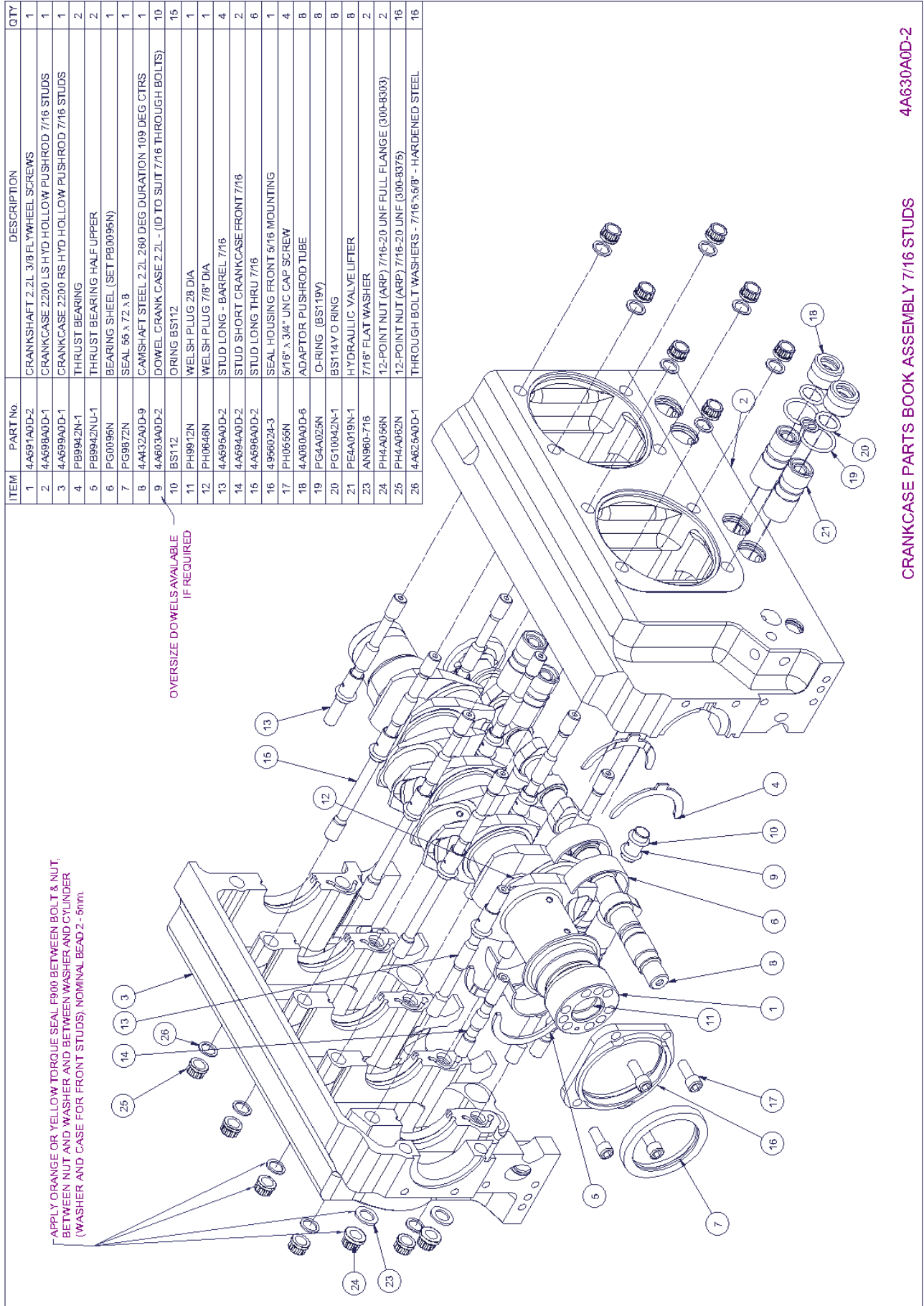


Figure 2 – Crankcase and Crank Assy 7/16 Barrel Studs

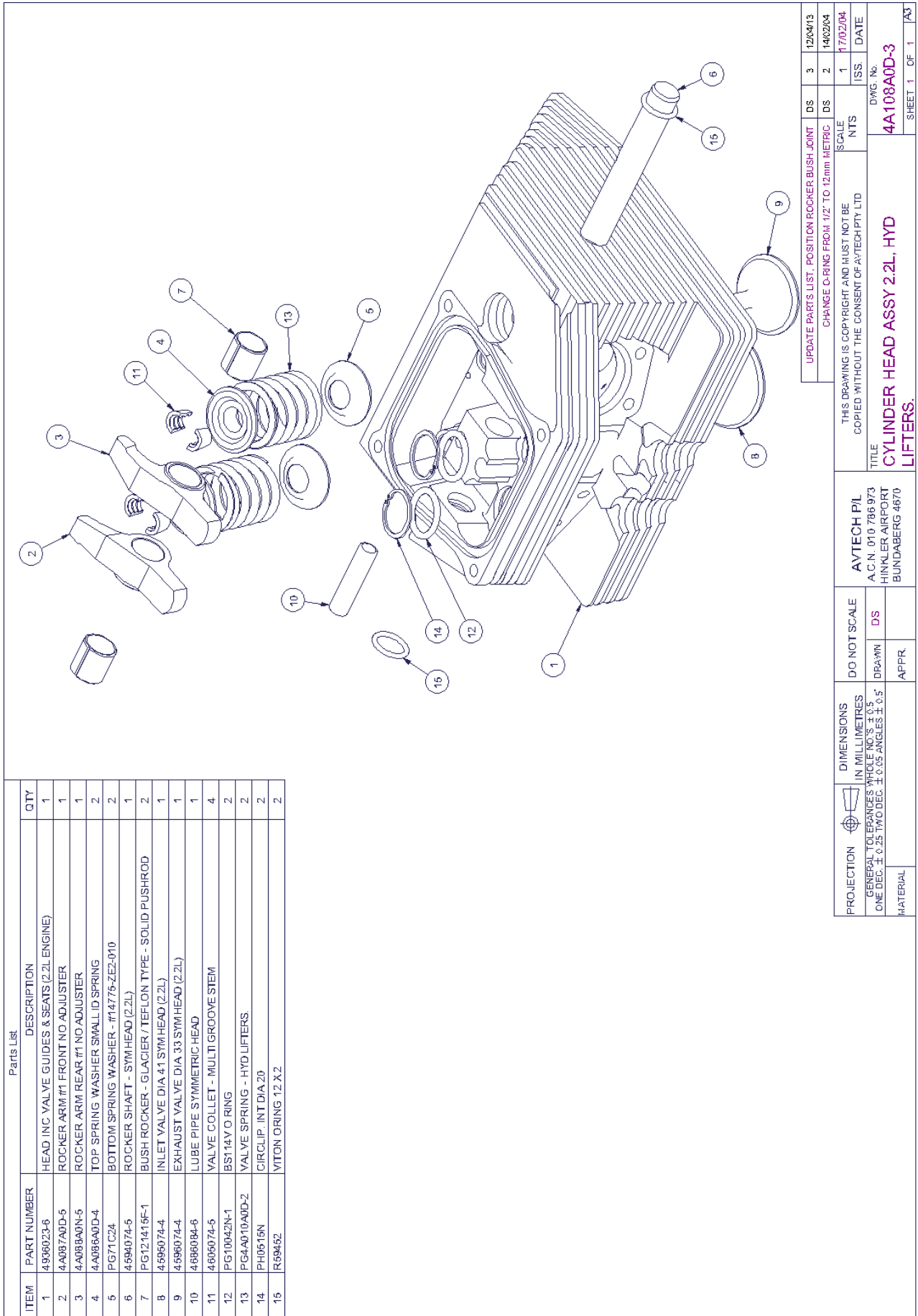
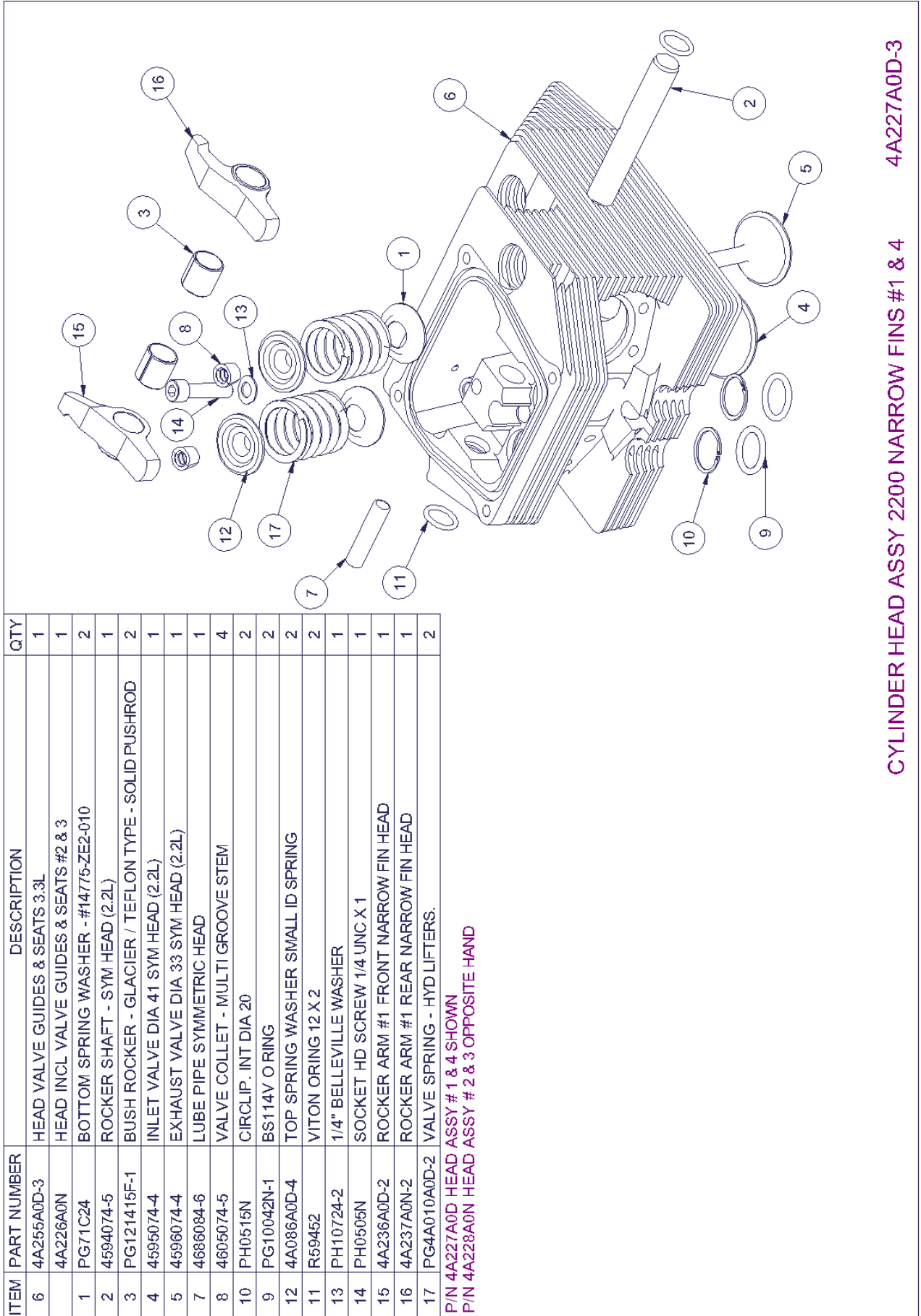


Figure 3 – Cylinder Head Assy up to S/N 2552



4A227A0D-3

CYLINDER HEAD ASSY 2200 NARROW FINS #1 & 4

Figure 4 – Cylinder Head Assy from S/N 2553 to S/N 3357

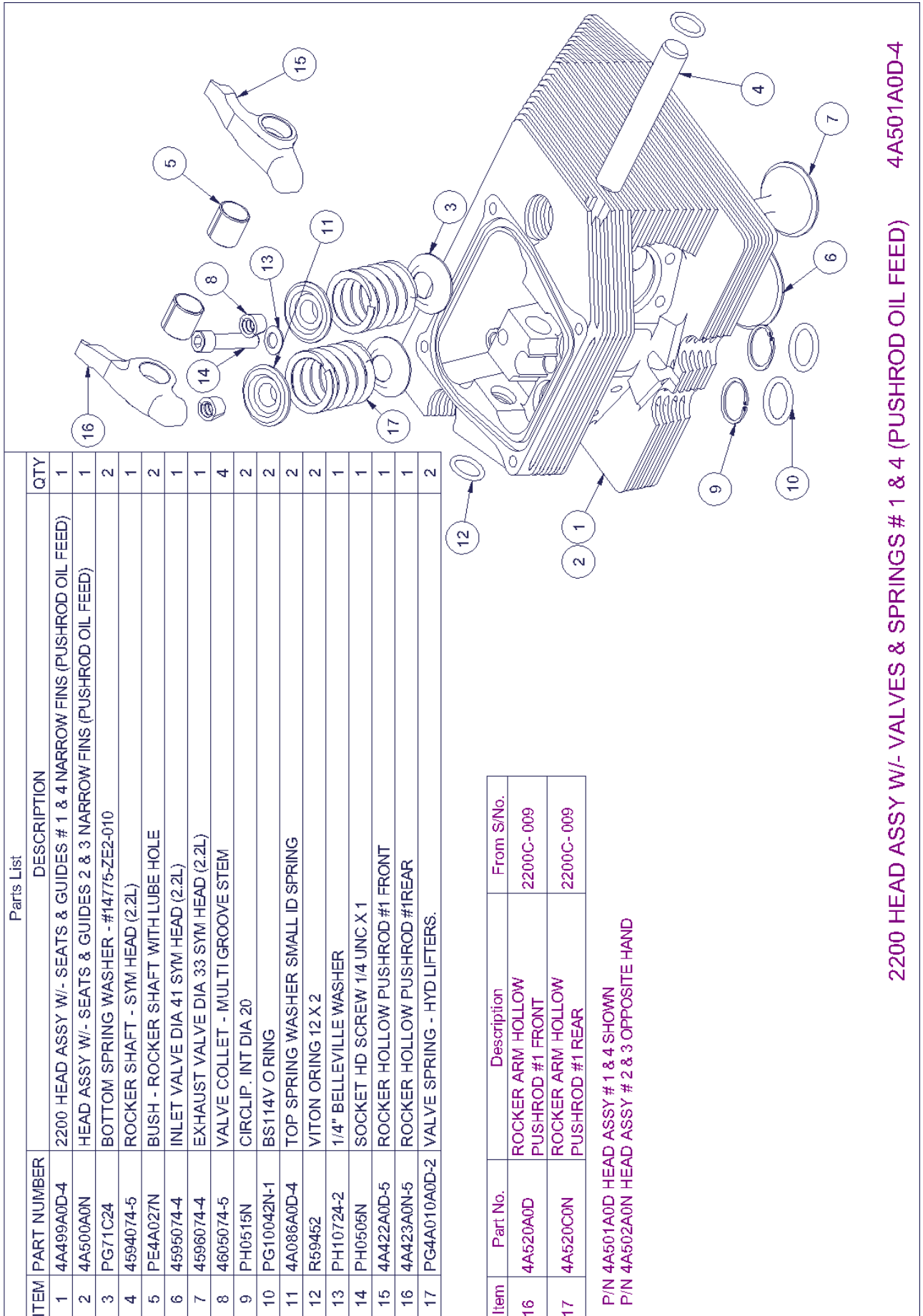
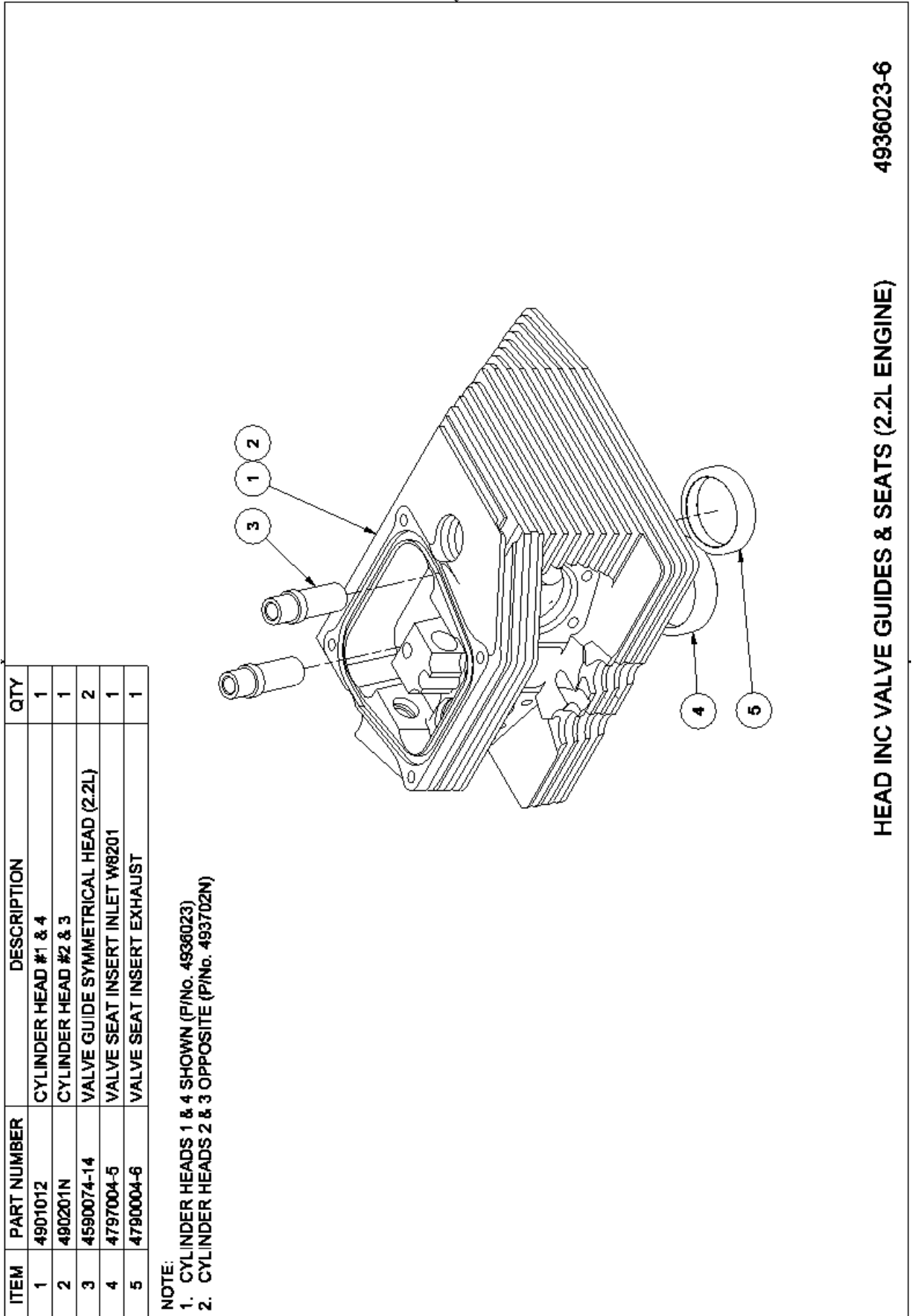


Figure 5 – Cylinder Head Assy from S/N 3358



4936023-6

HEAD INC VALVE GUIDES & SEATS (2.2L ENGINE)

Figure 6 – Head Assy Including Valve Guides & Seats up to S/N 2552

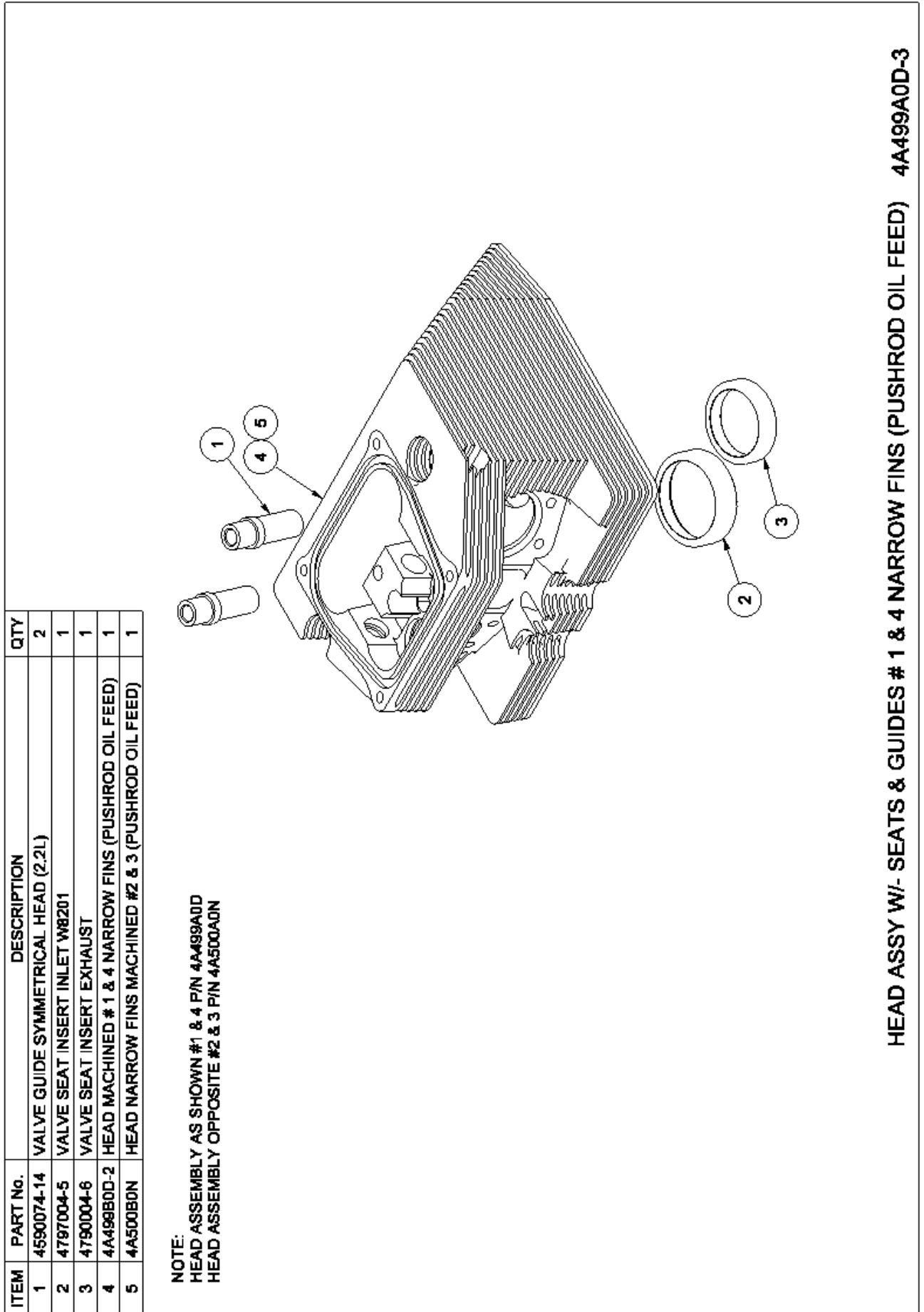
ITEM	PART No.	DESCRIPTION	QTY
1	4590074-14	VALVE GUIDE SYMMETRICAL HEAD (2.2L)	2
2	4797004-5	VALVE SEAT INSERT INLET W8201	1
3	4790004-6	VALVE SEAT INSERT EXHAUST	1
4	4A225B0D-3	HEAD NARROW FINS MACHINED #1 & 4	1
5	4A226B0N	HEAD NARROW FINS MACHINED #2 & 3	1

NOTE:
 HEAD ASSEMBLY AS SHOWN #1 & 4 P/N 4A225A0D
 HEAD ASSEMBLY OPPOSITE #2 & 3 P/N 4A226A0N

4A225A0D-4

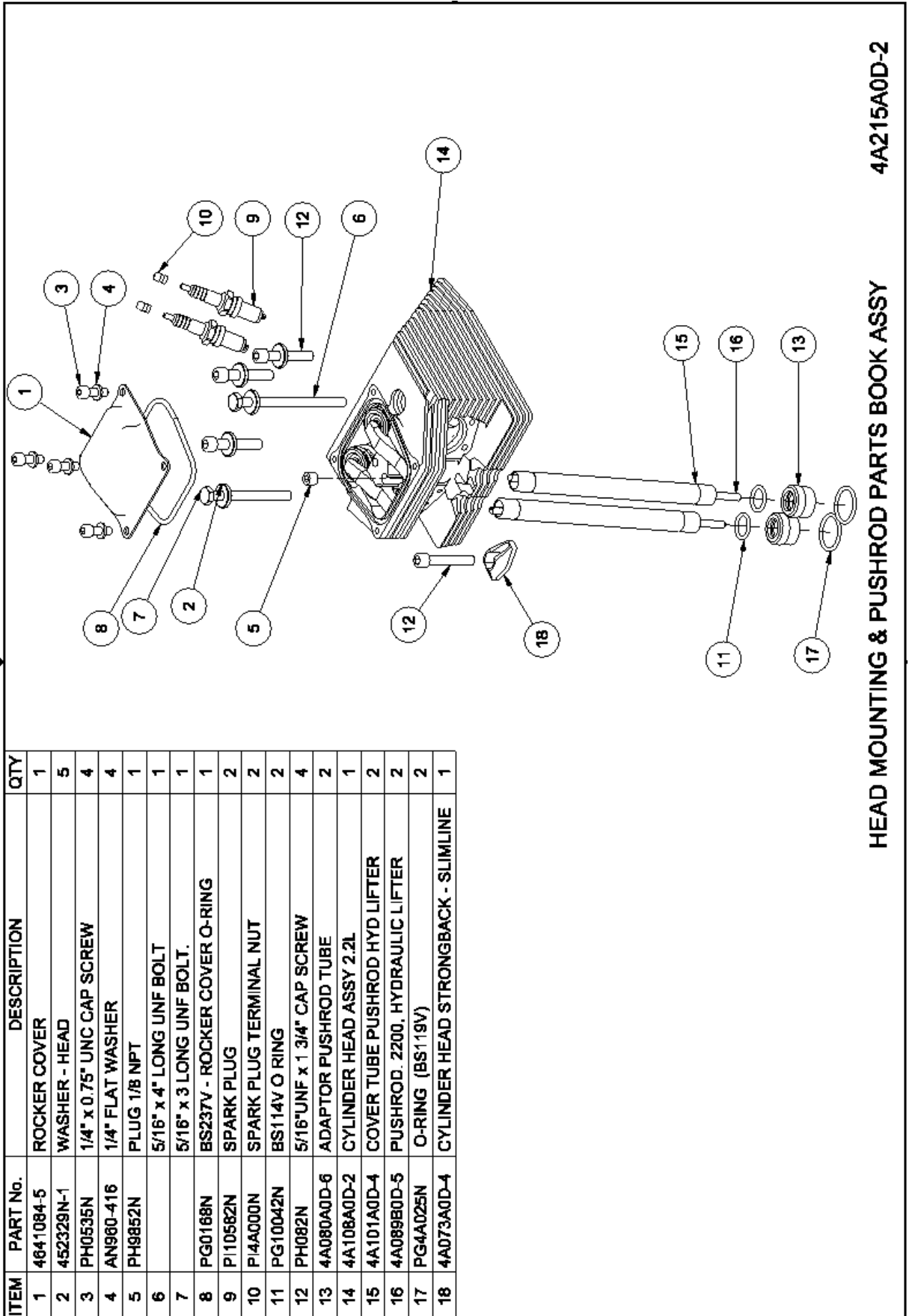
HEAD VALVE GUIDES & SEATS 2.2L # 1 & 4

Figure 7 – Head Assy Including Valve Guides & Seats from S/N 2553 to S/N 3357



HEAD ASSY W/- SEATS & GUIDES # 1 & 4 NARROW FINS (PUSHROD OIL FEED) 4A499A0D-3

Figure 8 – Head Assy Valve Guides & Seats (Pushrod Oil Feed) from S/N 3358

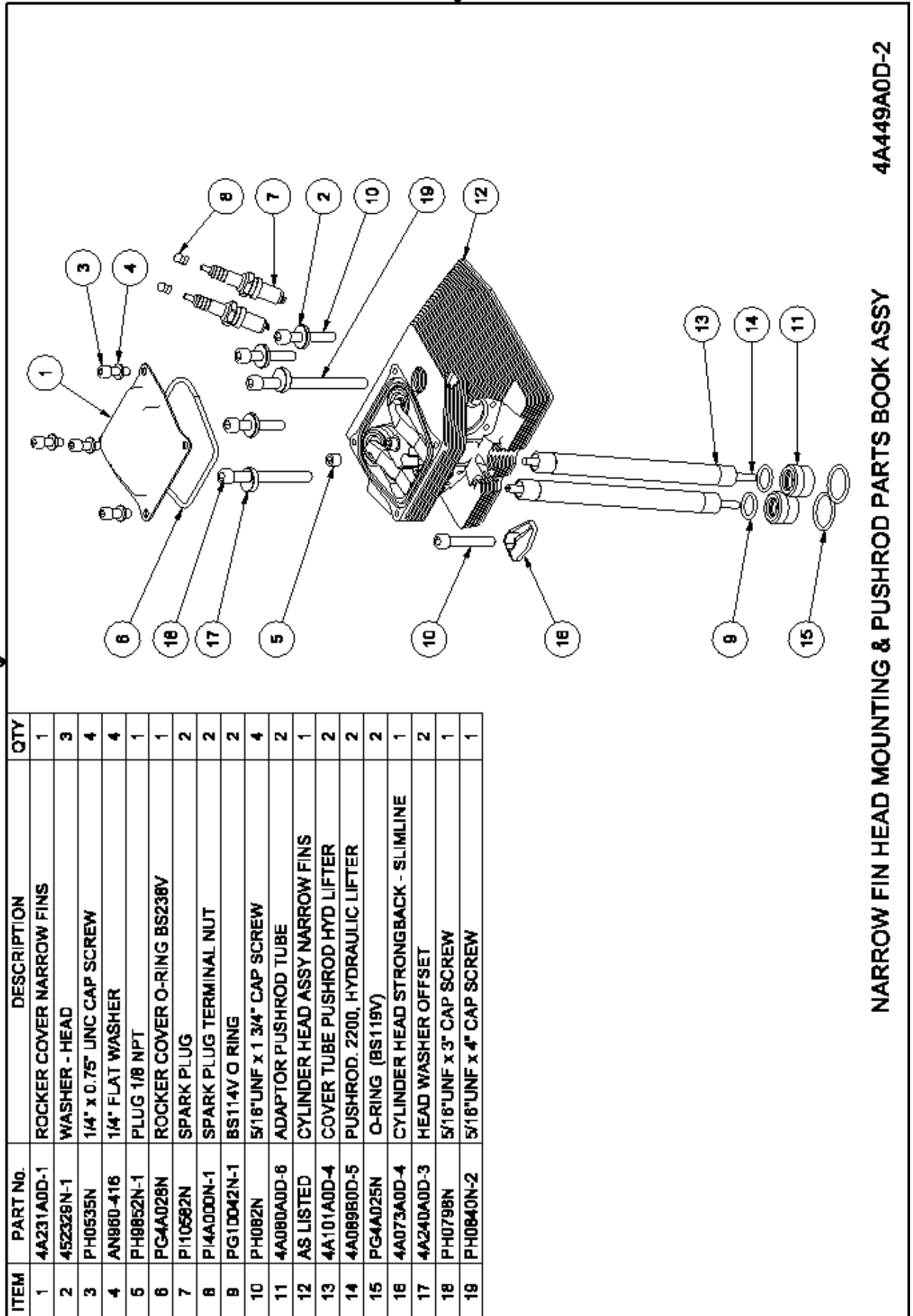


4A215A0D-2

HEAD MOUNTING & PUSHROD PARTS BOOK ASSY

ITEM	PART No.	DESCRIPTION	QTY
1	4641084-5	ROCKER COVER	1
2	452329N-1	WASHER - HEAD	5
3	PH0535N	1/4" x 0.75" UNC CAP SCREW	4
4	AN960-416	1/4" FLAT WASHER	4
5	PH9852N	PLUG 1/8 NPT	1
6		5/16" x 4" LONG UNF BOLT	1
7		5/16" x 3" LONG UNF BOLT.	1
8	PG0168N	BS237V - ROCKER COVER O-RING	1
9	PI10582N	SPARK PLUG	2
10	PI4A000N	SPARK PLUG TERMINAL NUT	2
11	PG10042N	BS114V O RING	2
12	PH082N	5/16"UNF x 1 3/4" CAP SCREW	4
13	4A080A0D-6	ADAPTOR PUSHROD TUBE	2
14	4A108A0D-2	CYLINDER HEAD ASSY 2.2L	1
15	4A101A0D-4	COVER TUBE PUSHROD HYD LIFTER	2
16	4A089B0D-5	PUSHROD. 2200, HYDRAULIC LIFTER	2
17	PG4A025N	O-RING (BS119V)	2
18	4A073A0D-4	CYLINDER HEAD STRONGBACK - SLIMLINE	1

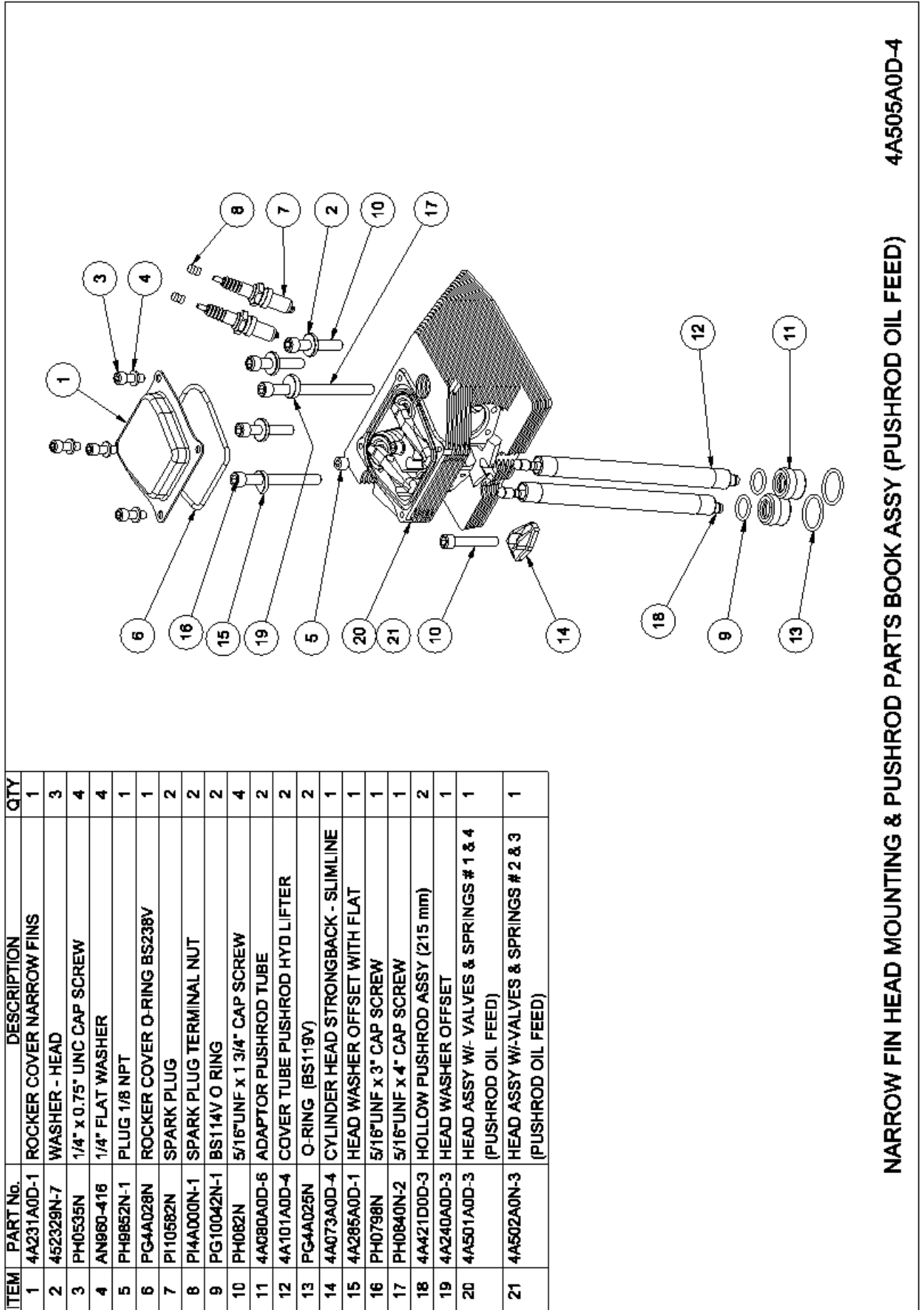
Figure 9 – Head Mounting & Pushrod Assy up to S/N 2552



4A449A0D-2

NARROW FIN HEAD MOUNTING & PUSHROD PARTS BOOK ASSY

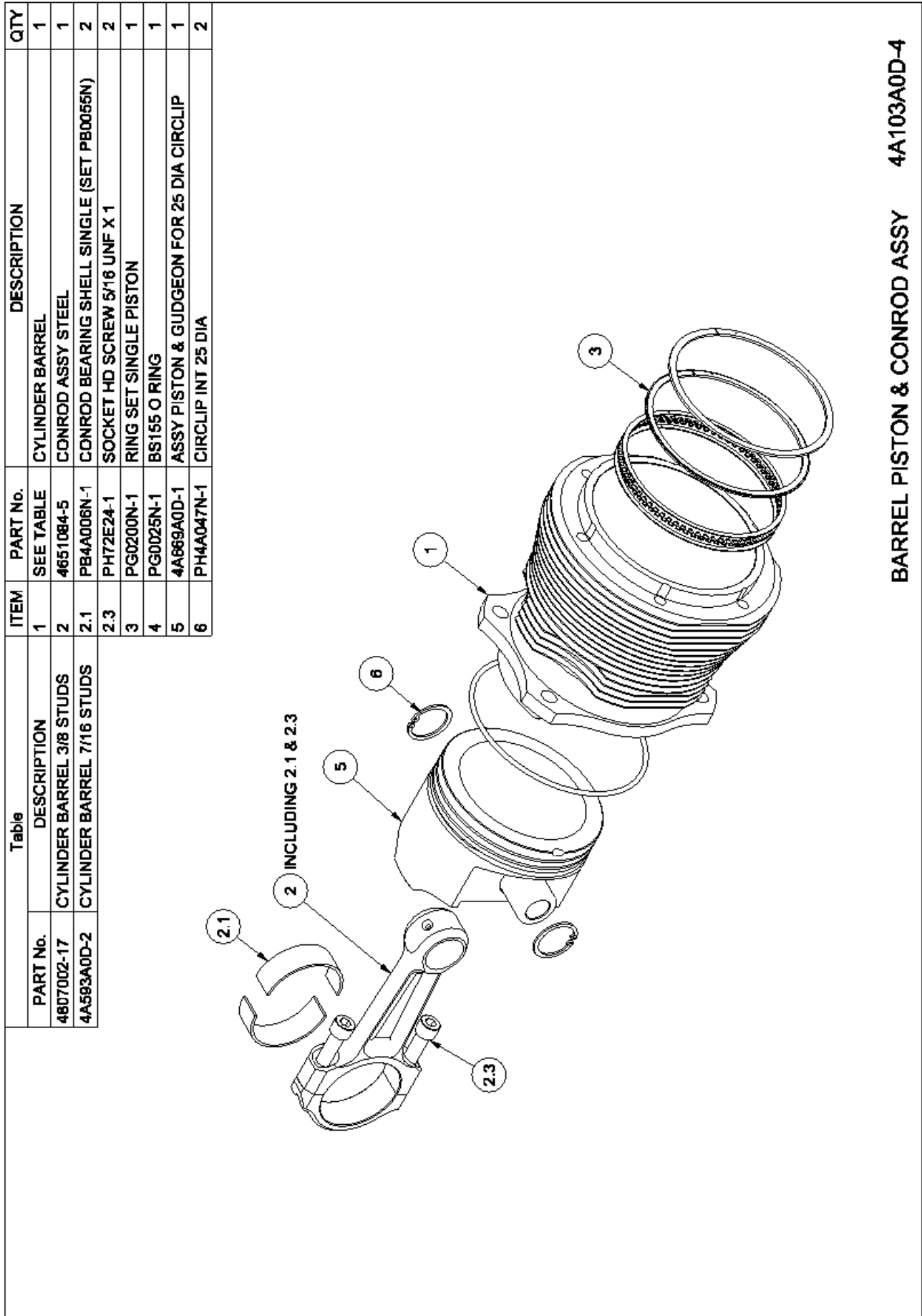
Figure 10 - Head Mounting & Pushrod Assy from S/N 2553



4A505A0D-4

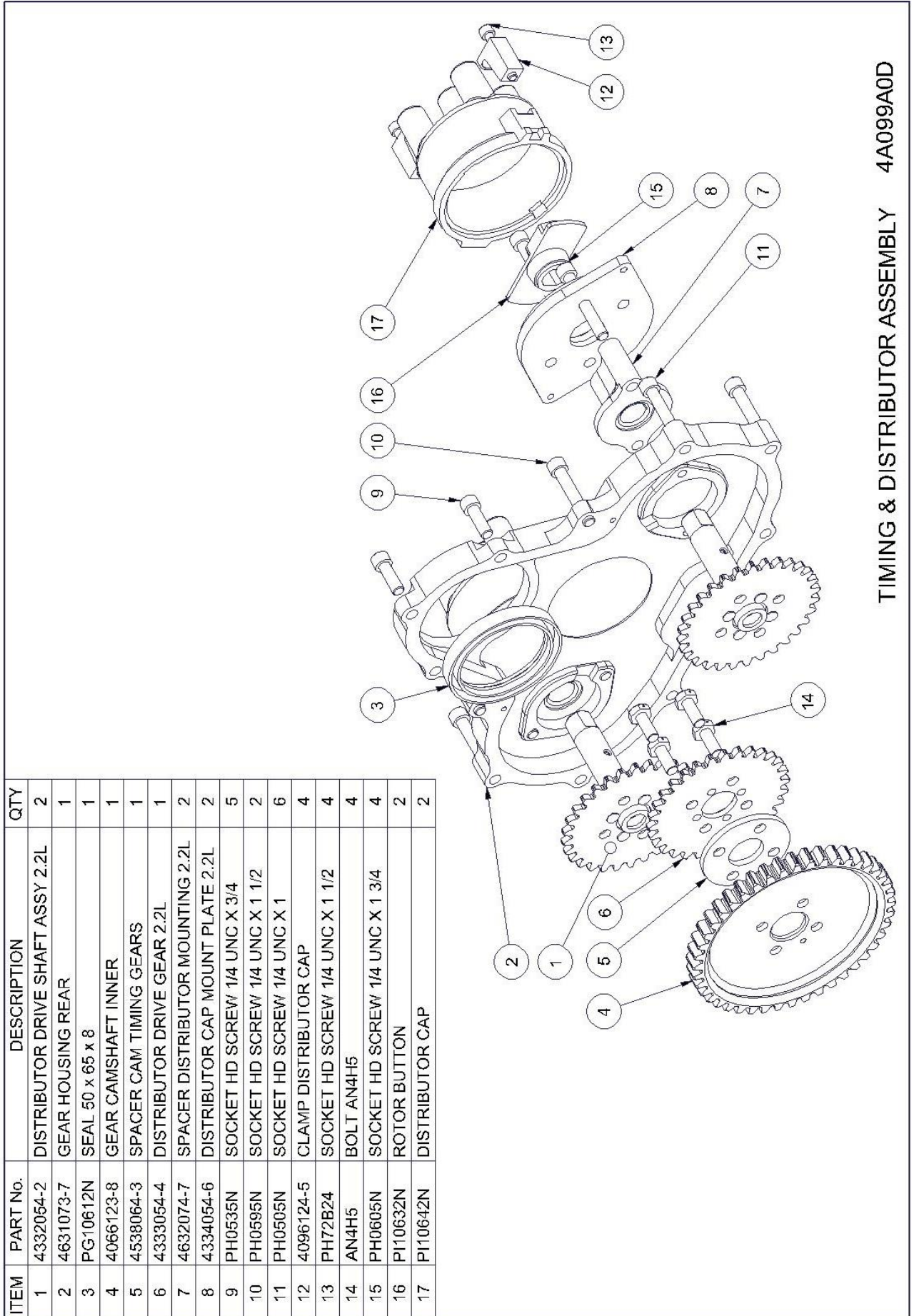
NARROW FIN HEAD MOUNTING & PUSHROD PARTS BOOK ASSY (PUSHROD OIL FEED)

Figure 11 - Head Mounting & Pushrod Assy (Pushrod Oil Feed) from S/N 3358



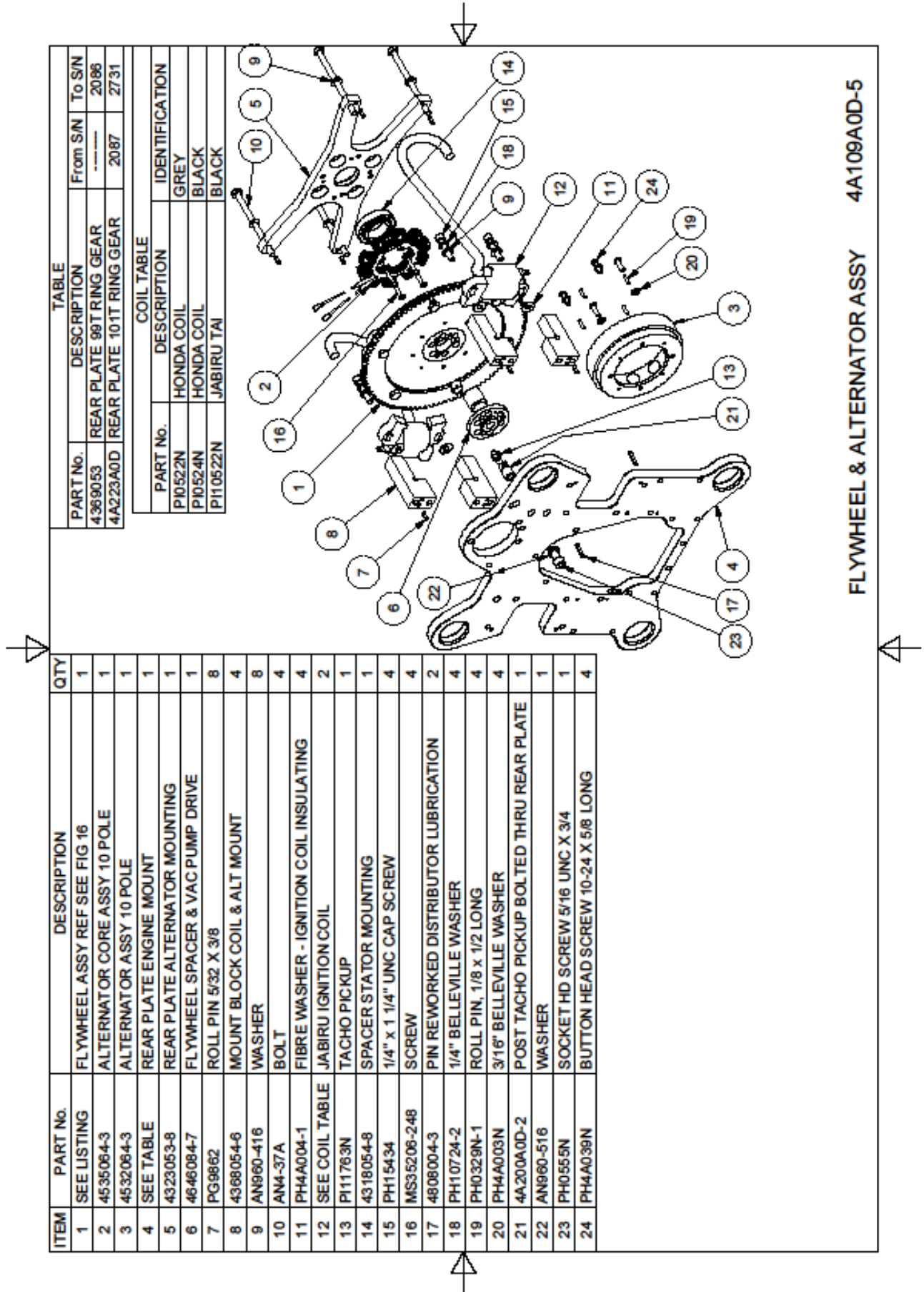
BARREL PISTON & CONROD ASSY 4A103A0D-4

Figure 12 – Barrel, Piston & Conrod Assy



TIMING & DISTRIBUTOR ASSEMBLY 4A099A0D

Figure 13 – Timing & Distributor Assy



FLYWHEEL & ALTERNATOR ASSY 4A109A0D-5

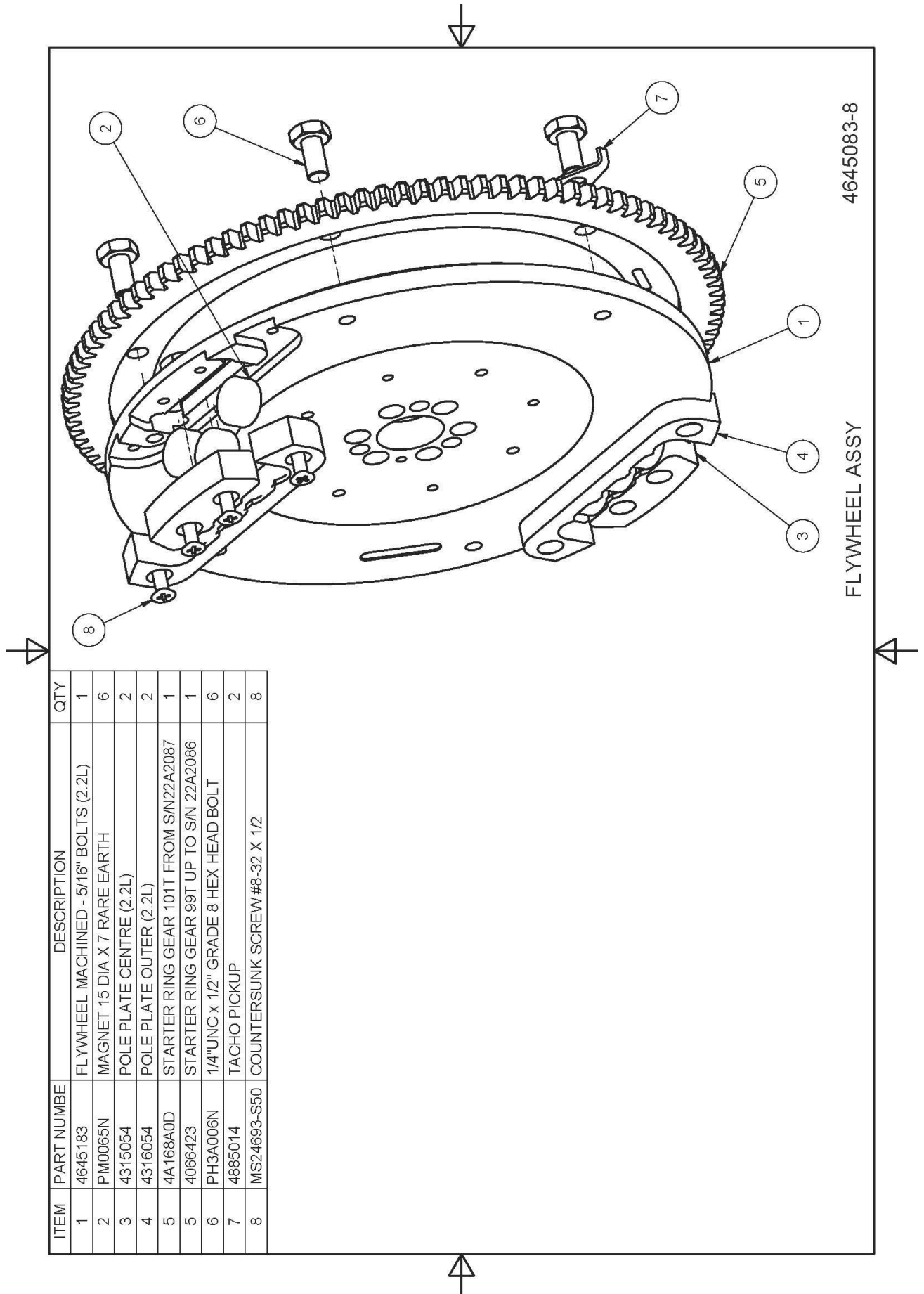
Figure 14 –Rear Plate & Flywheel Assy up to S/N 2731

		COIL TABLE	
ITEM	PART No.	DESCRIPTION	IDENTIFICATION
1	4A419A0D-2	FLYWHEEL ASSY STEEL ADAPTOR 2.2L	GREY
2	4A223A0D-2	REAR PLATE ENGINE MOUNT 101T R/GEAR	BLACK
3	4323053-8	REAR PLATE ALTERNATOR MOUNTING	BLACK
4	PG9862	ROLL PIN 5/32 X 3/8	
5	4368054-6	MOUNT BLOCK COIL & ALT MOUNT	
6	AN960-416	WASHER	
7	AN4-37A	BOLT	
8	PH4A004-1	FIBRE WASHER - IGNITION COIL INSULATING	
9	SEE TABLE	IGNITION COIL	
10	PI11763N	TACHO PICKUP	
11	PH15434	1/4" x 1 1/4" UNC CAP SCREW	
12	MS35207-267	SCREW 10-32 X 1	
13	4808004-3	PIN REWORKED DISTRIBUTOR LUBRICATION	
14	PH10724-2	1/4" BELLEVILLE WASHER	
15	PH0329N-1	ROLL PIN, 1/8" x 1/2 LONG	
16	PH4A039N	BUTTON HD SCREW 10-24 X 5/8"	
17	PH4A003N	3/16" BELLEVILLE WASHER	
18	4A200A0D-3	POST TACHO PICKUP BOLTED THRU REAR PLATE	
19	AN960-516	WASHER	
20	PH0565N	SOCKET HD SCREW 5/16 UNC X 3/4	
21	4A420A0D-3	ALTERNATOR ASSY 12 MAGNETS STEEL ADAPTOR	
22	4685084-5	STATOR ASSY 12 POLE 3 PHASE	
23	4686084-7	SPACER STATOR MOUNTING 12 POLE	

PART No.	DESCRIPTION	IDENTIFICATION
PI0522N	HONDA COIL	GREY
PI0524N	HONDA COIL	BLACK
PI10522N	JABIRU TAI	BLACK

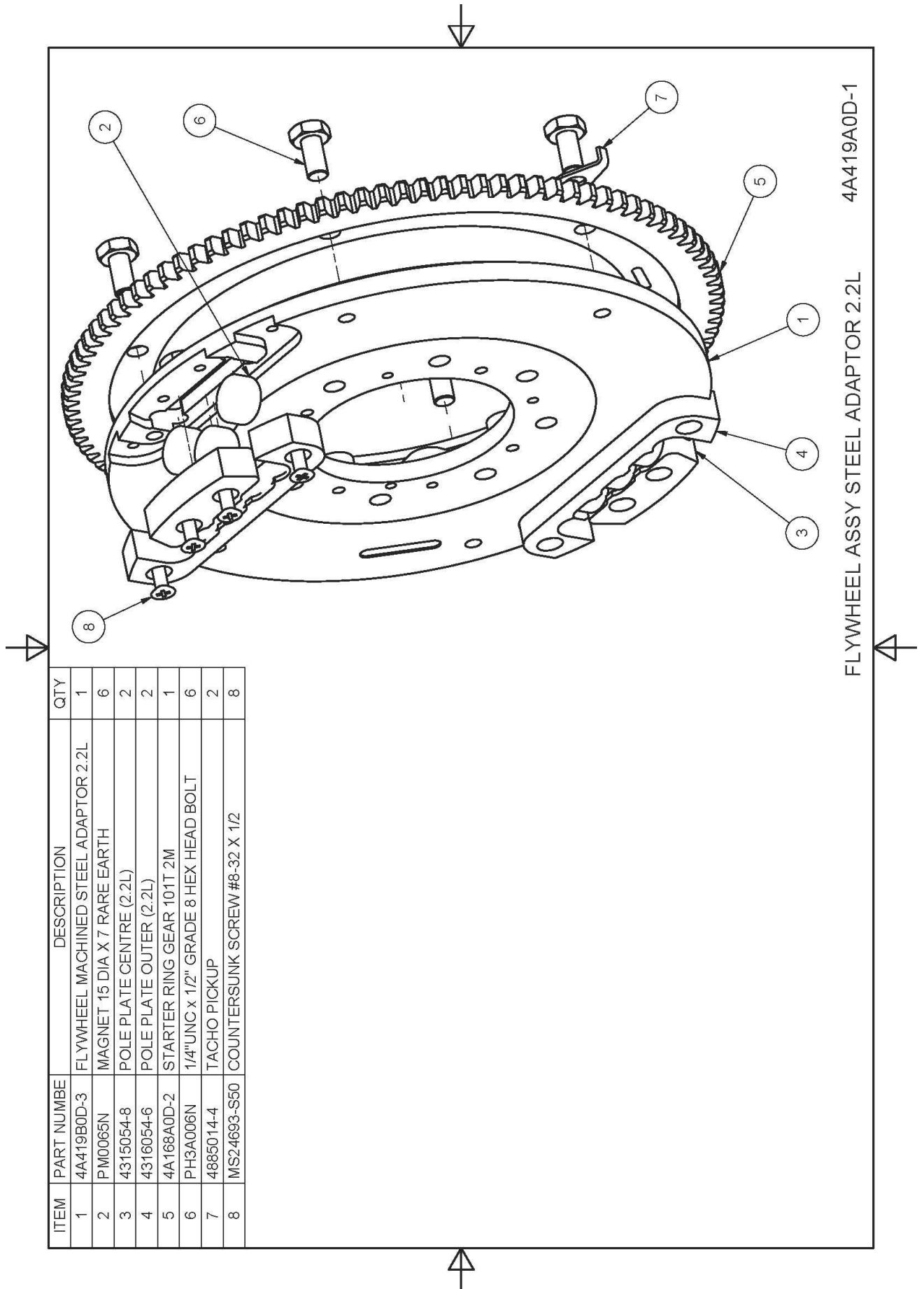
FLYWHEEL & ALTERNATOR ASSY 2200 (STARFISH) 4A450A0D-2

Figure 15 –Rear Plate & Flywheel Assy from S/N 2732



ITEM	PART NUMBE	DESCRIPTION	QTY
1	4645183	FLYWHEEL MACHINED - 5/16" BOLTS (2.2L)	1
2	PM0065N	MAGNET 15 DIA X 7 RARE EARTH	6
3	4315054	POLE PLATE CENTRE (2.2L)	2
4	4316054	POLE PLATE OUTER (2.2L)	2
5	4A168A0D	STARTER RING GEAR 101T FROM S/N22A2087	1
5	4066423	STARTER RING GEAR 99T UP TO S/N 22A2086	1
6	PH3A006N	1/4"UNC x 1/2" GRADE 8 HEX HEAD BOLT	6
7	4885014	TACHO PICKUP	2
8	MS24693-S50	COUNTERSUNK SCREW #8-32 X 1/2	8

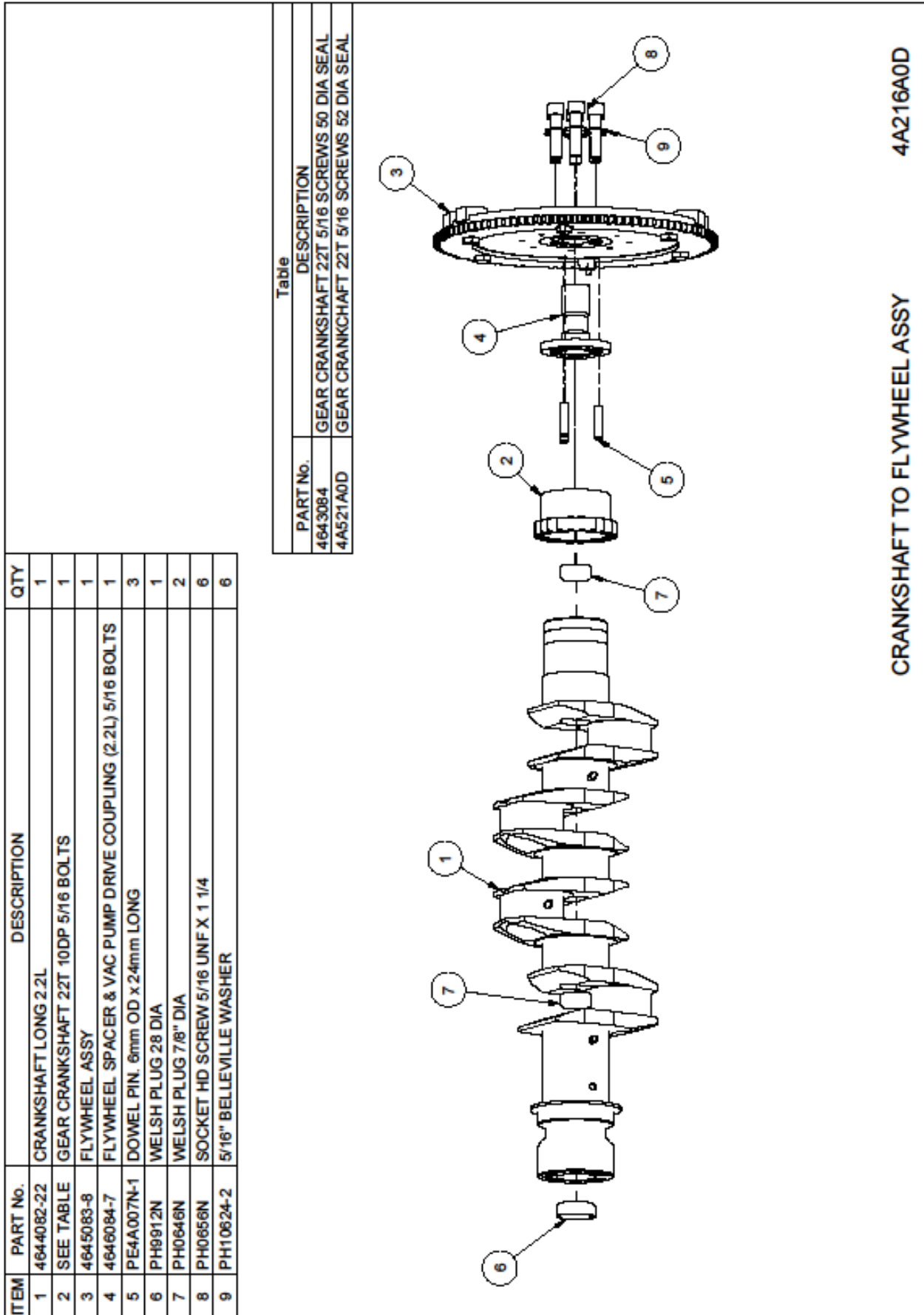
Figure 16 – Flywheel Assy up to S/N 2731



FLYWHEEL ASSY STEEL ADAPTOR 2.2L 4A419A0D-1

ITEM	PART NUMBE	DESCRIPTION	QTY
1	4A419B0D-3	FLYWHEEL MACHINED STEEL ADAPTOR 2.2L	1
2	PM0065N	MAGNET 15 DIA X 7 RARE EARTH	6
3	4315054-8	POLE PLATE CENTRE (2.2L)	2
4	4316054-6	POLE PLATE OUTER (2.2L)	2
5	4A168A0D-2	STARTER RING GEAR 101T 2M	1
6	PH3A006N	1/4"UNC x 1/2" GRADE 8 HEX HEAD BOLT	6
7	4885014-4	TACHO PICKUP	2
8	MS24693-S50	COUNTERSUNK SCREW #8-32 X 1/2	8

Figure 17 – Flywheel Assy from S/N 2732 on

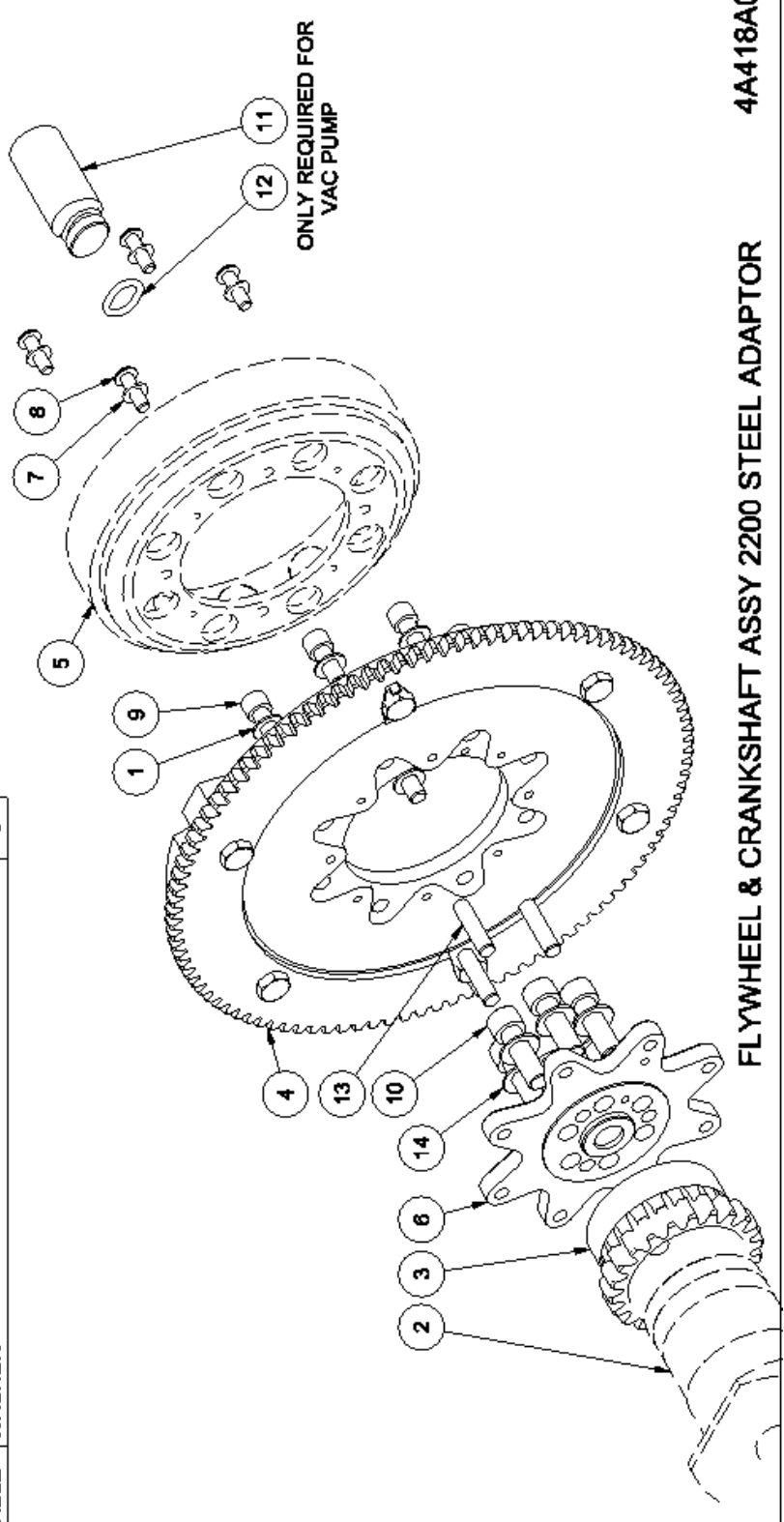


CRANKSHAFT TO FLYWHEEL ASSY

4A216A0D

Figure 18 - Crankshaft to Flywheel Assy up to S/N 2731

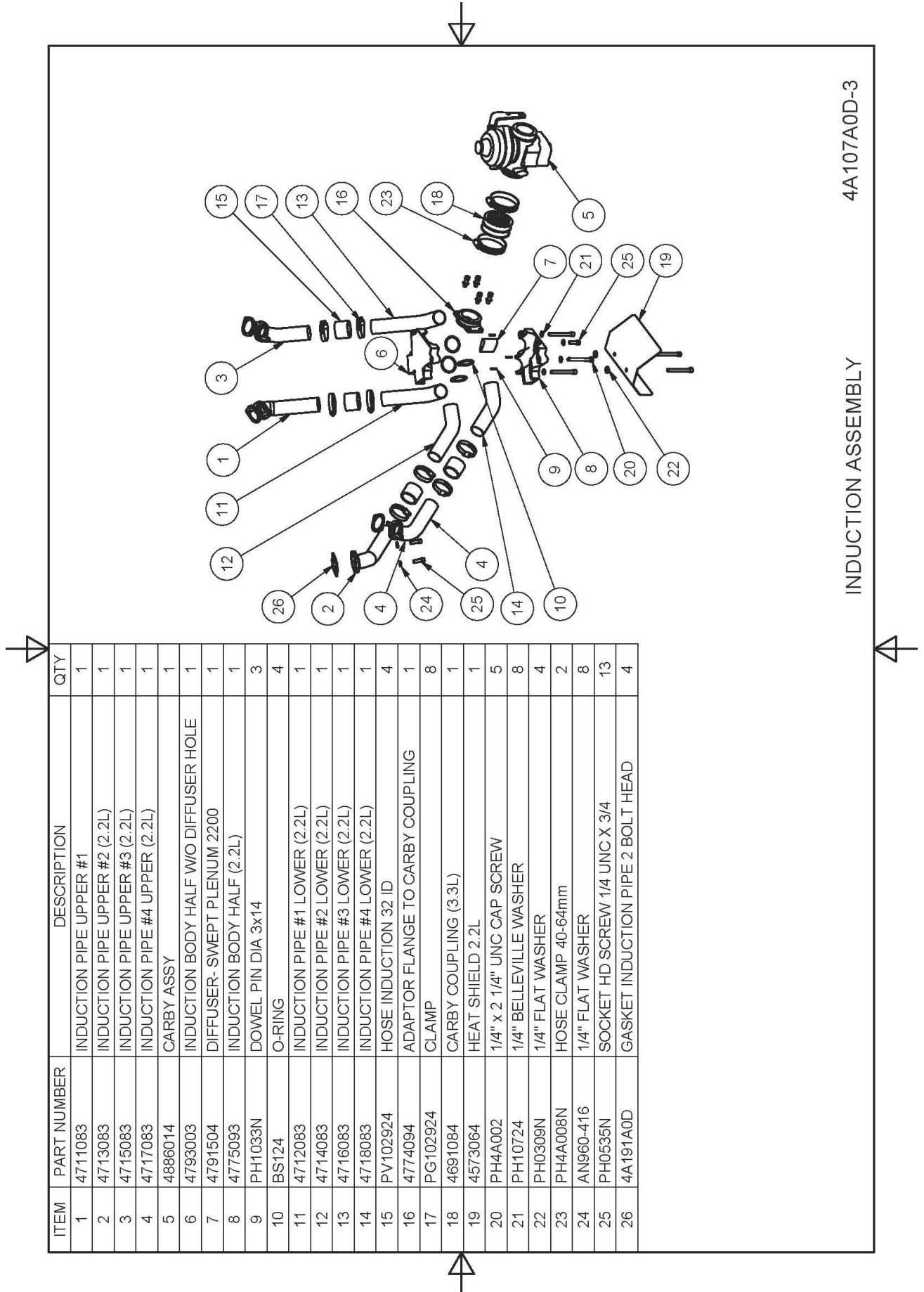
ITEM	PART No.	DESCRIPTION	QTY	Table		
				PART No.	DESCRIPTION	MATCH PARTS
1	PH10724-2	1/4" BELLEVILLE WASHER	8	4844082	CRANKSHAFT 5/16 SCREWS	•
2	SEE TABLE	CRANKSHAFT LONG 2.2L	1	4A591A0D	CRANKSHAFT 3/8 SCREWS	•
3	SEE TABLE	GEAR CRANKSHAFT 22T 10DP	1	4843084	CRANK GEAR 5/16 50 DIA SEAL	•
4	4A419A0D-1	FLYWHEEL ASSY STEEL ADAPTOR 2.2L	1	4A521A0D	CRANK GEAR 5/16 52 DIA SEAL	•
5	4A420A0D-2	ALTERNATOR ASSY 12 MAGNETS	1	4A590A0D	CRANK GEAR 3/8 52 DIA SEAL	•
6	SEE TABLE	STEEL ADAPTOR CRANK - FLYWHEEL	1	4A418B0D	STEEL ADAPTOR 5/16 SCREW	•
7	PH4A003N	3/16" BELLEVILLE WASHER	4	4A613A0D	STEEL ADAPTOR 3/8 SCREW	•
8	PH4A039N	BUTTON HD SCREW 10-24 X 5/8"	4	PH72E24	SOCKET HEAD SCREW 5/16 UNF X 1	•
9	PE4A009N	1/4 x 5/8 UNF CAP SCREW	8	PH4A059N	SOCKET HEAD SCREW 3/8 UNF X 1	•
10	SEE TABLE	SOCKET HD SCREW	6	PE4A008N	DOWEL 6 DIA X 20	•
11	4A418C0D-2	VAC PUMP DRIVE - STEEL ADAPTOR	1	PE4A007N	DOWEL 6 DIA X 24	•
12	PE4A010N	BS111V ORING	1	PH1D624	BELLEVILLE WASHER 5/16	•
13	SEE TABLE	DOWEL PIN	3	AN96D-616L	WASHER 3/8	•
14	SEE TABLE	WASHER	6			



4A418A0D-4

FLYWHEEL & CRANKSHAFT ASSY 2200 STEEL ADAPTOR

Figure 19 – Crankshaft to Flywheel Assy from S/N 2732



ITEM	PART NUMBER	DESCRIPTION	QTY
1	4711083	INDUCTION PIPE UPPER #1	1
2	4713083	INDUCTION PIPE UPPER #2 (2.2L)	1
3	4715083	INDUCTION PIPE UPPER #3 (2.2L)	1
4	4717083	INDUCTION PIPE #4 UPPER (2.2L)	1
5	4886014	CARBY ASSY	1
6	4793003	INDUCTION BODY HALF W/O DIFFUSER HOLE	1
7	4791504	DIFFUSER- SWEPT PLENUM 2200	1
8	4775093	INDUCTION BODY HALF (2.2L)	1
9	PH1033N	DOWEL PIN DIA 3x14	3
10	BS124	O-RING	4
11	4712083	INDUCTION PIPE #1 LOWER (2.2L)	1
12	4714083	INDUCTION PIPE #2 LOWER (2.2L)	1
13	4716083	INDUCTION PIPE #3 LOWER (2.2L)	1
14	4718083	INDUCTION PIPE #4 LOWER (2.2L)	1
15	PV102924	HOSE INDUCTION 32 ID	4
16	4774094	ADAPTOR FLANGE TO CARBY COUPLING	1
17	PG102924	CLAMP	8
18	4691084	CARBY COUPLING (3.3L)	1
19	4573064	HEAT SHIELD 2.2L	1
20	PH4A002	1/4" x 2 1/4" UNC CAP SCREW	5
21	PH10724	1/4" BELLEVILLE WASHER	8
22	PH0309N	1/4" FLAT WASHER	4
23	PH4A008N	HOSE CLAMP 40-64mm	2
24	AN960-416	1/4" FLAT WASHER	8
25	PH0535N	SOCKET HD SCREW 1/4 UNC X 3/4	13
26	4A191A0D	GASKET INDUCTION PIPE 2 BOLT HEAD	4

4A107A0D-3

INDUCTION ASSEMBLY

Figure 20 – Induction System Assy

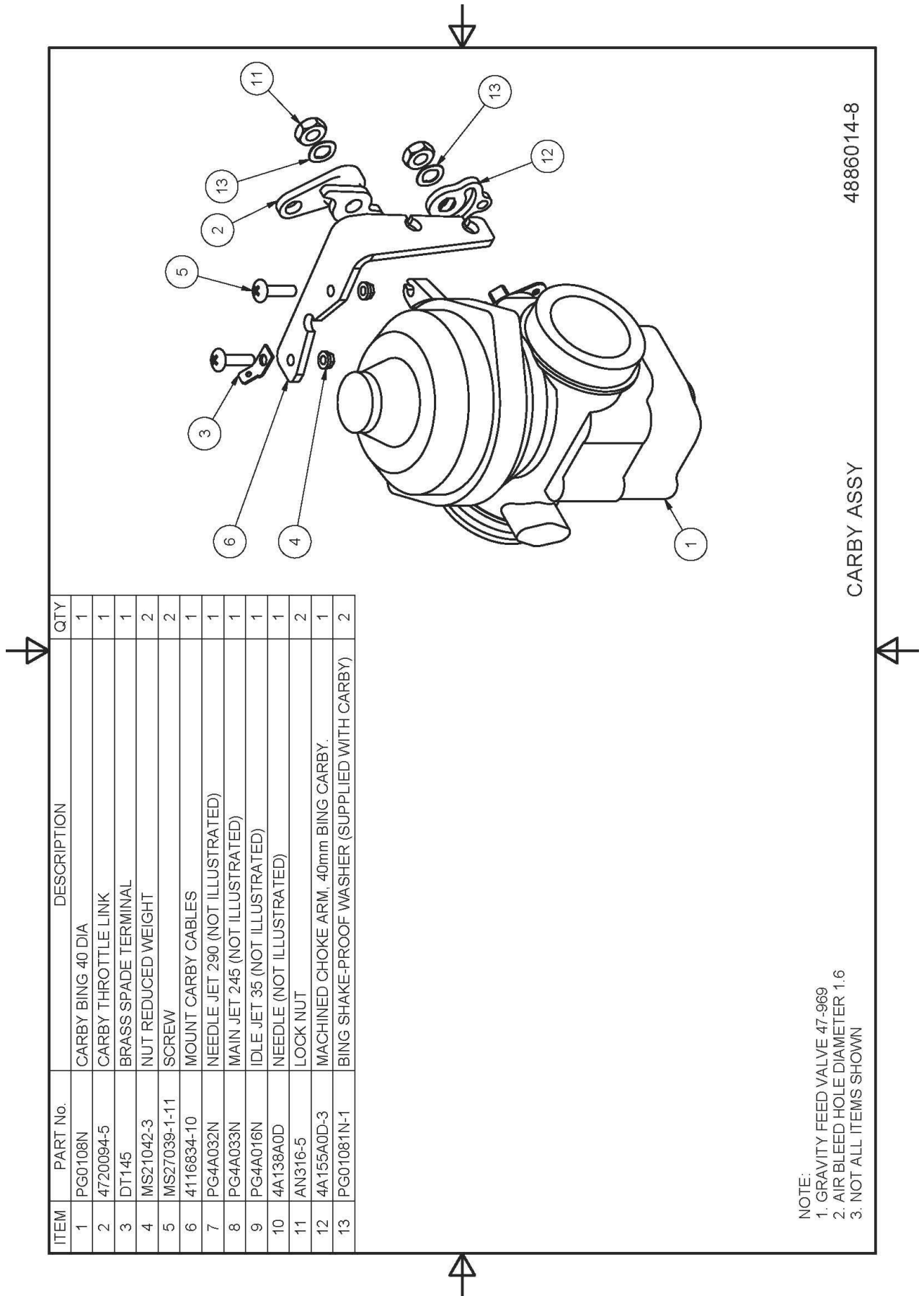


Figure 21 – Carburetor Assy

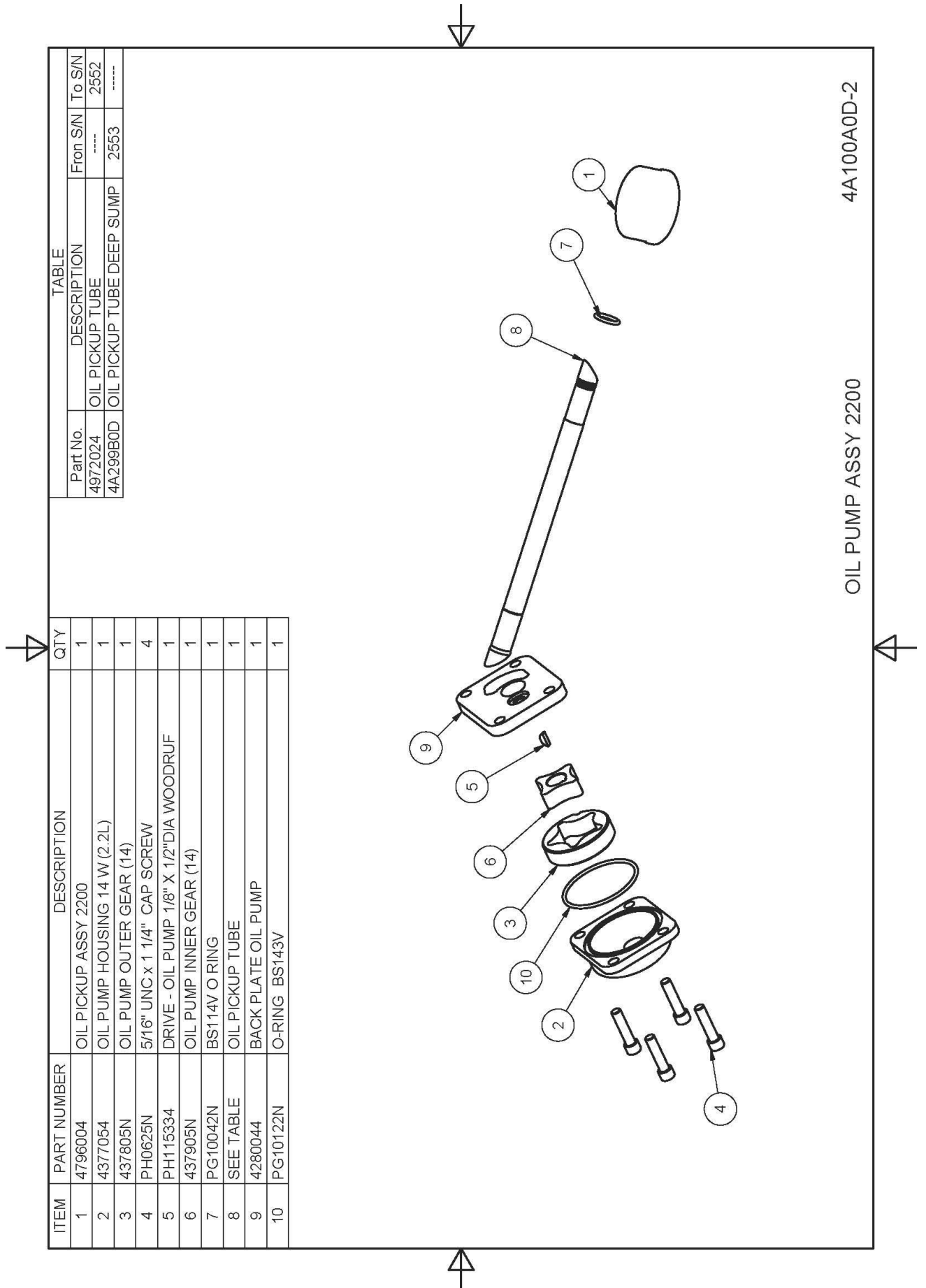
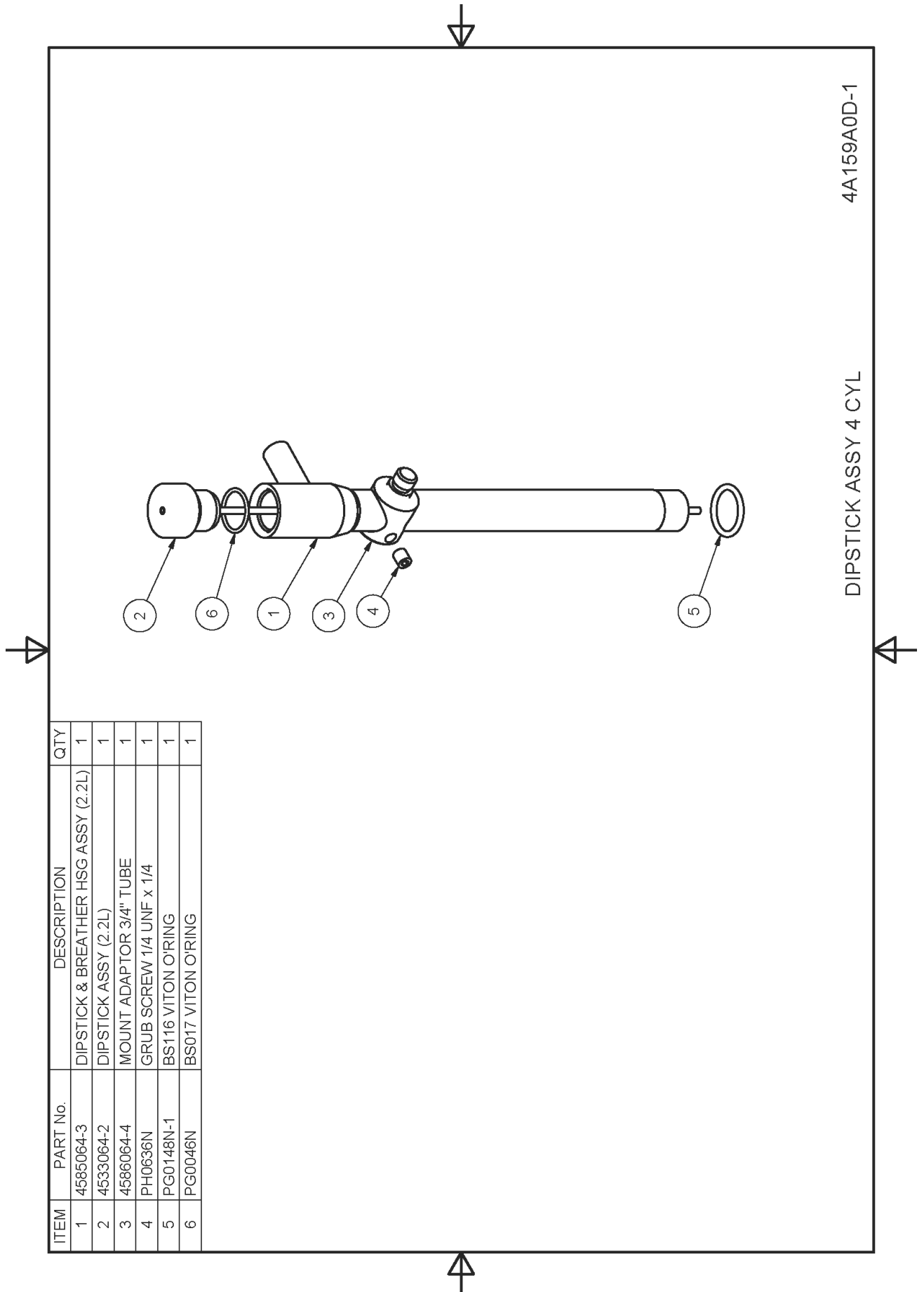


Figure 22 - Oil Pump Assy

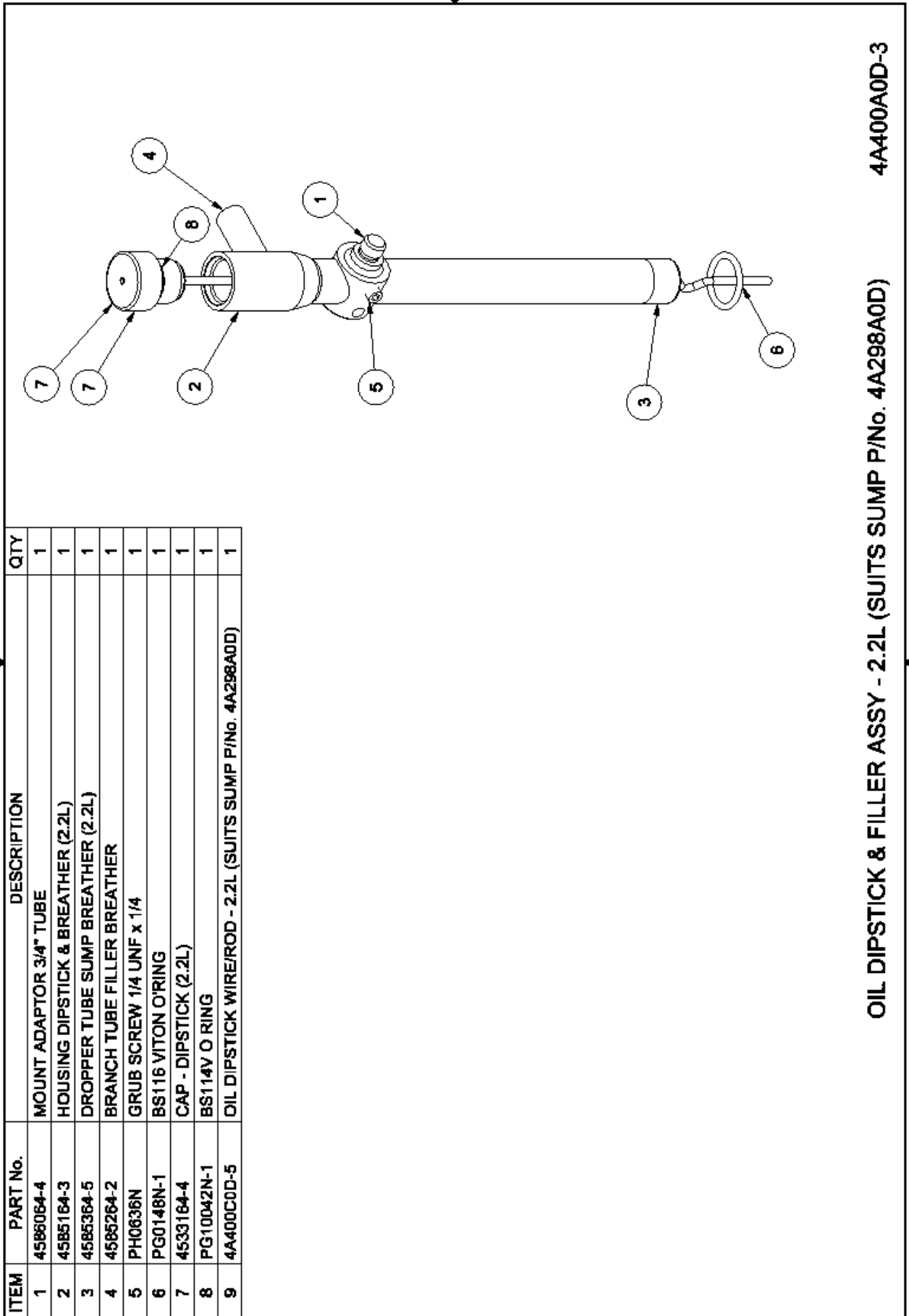


ITEM	PART No.	DESCRIPTION	QTY
1	4585064-3	DIPSTICK & BREATHER HSG ASSY (2.2L)	1
2	4533064-2	DIPSTICK ASSY (2.2L)	1
3	4586064-4	MOUNT ADAPTOR 3/4" TUBE	1
4	PH0636N	GRUB SCREW 1/4 UNF x 1/4	1
5	PG0148N-1	BS116 VITON O'RING	1
6	PG0046N	BS017 VITON O'RING	1

4A159A0D-1

DIPSTICK ASSY 4 CYL

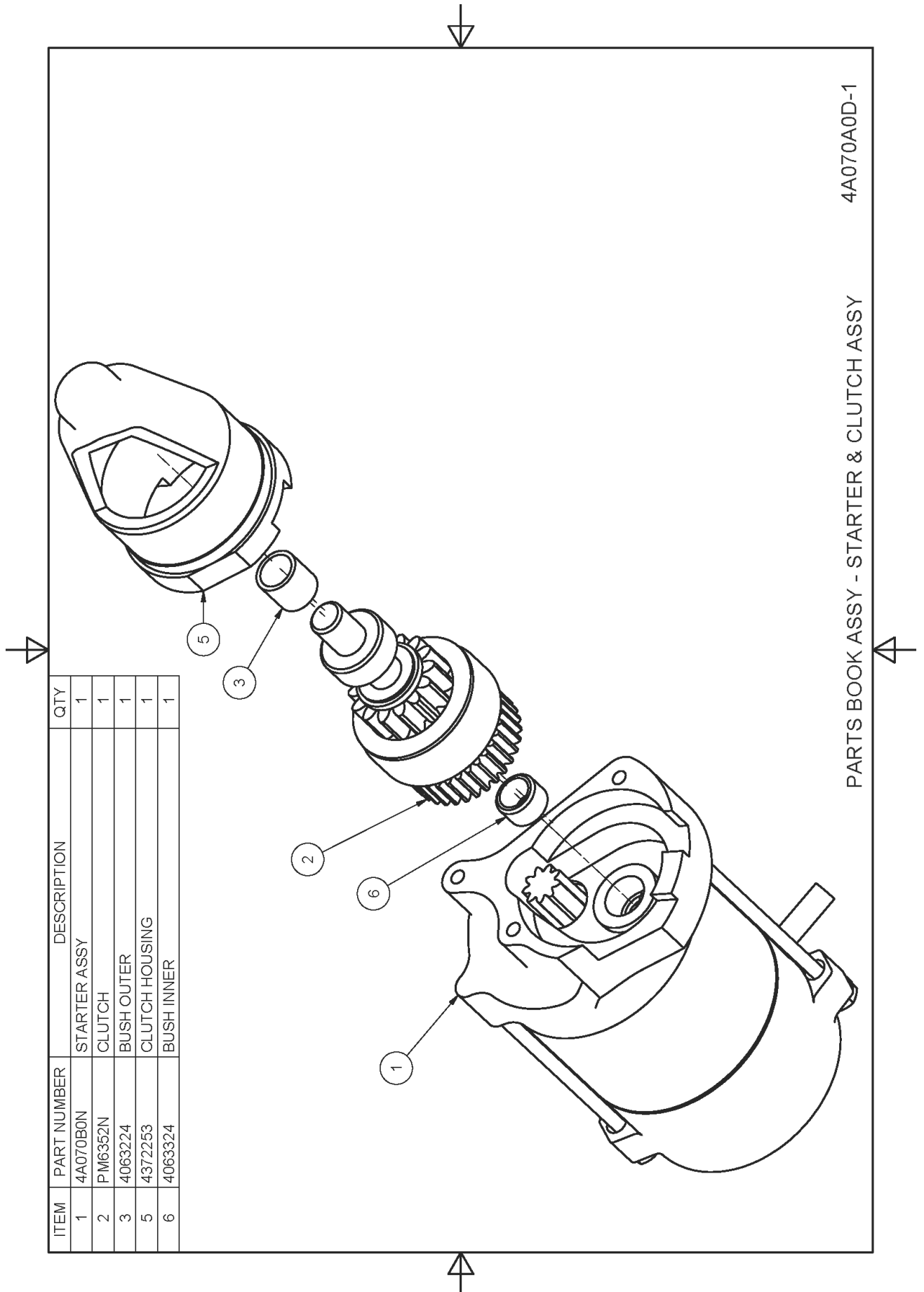
Figure 23 - Dipstick Assy up to S/N 2552



4A400A0D-3

OIL DIPSTICK & FILLER ASSY - 2.2L (SUITS SUMP P/No. 4A298A0D)

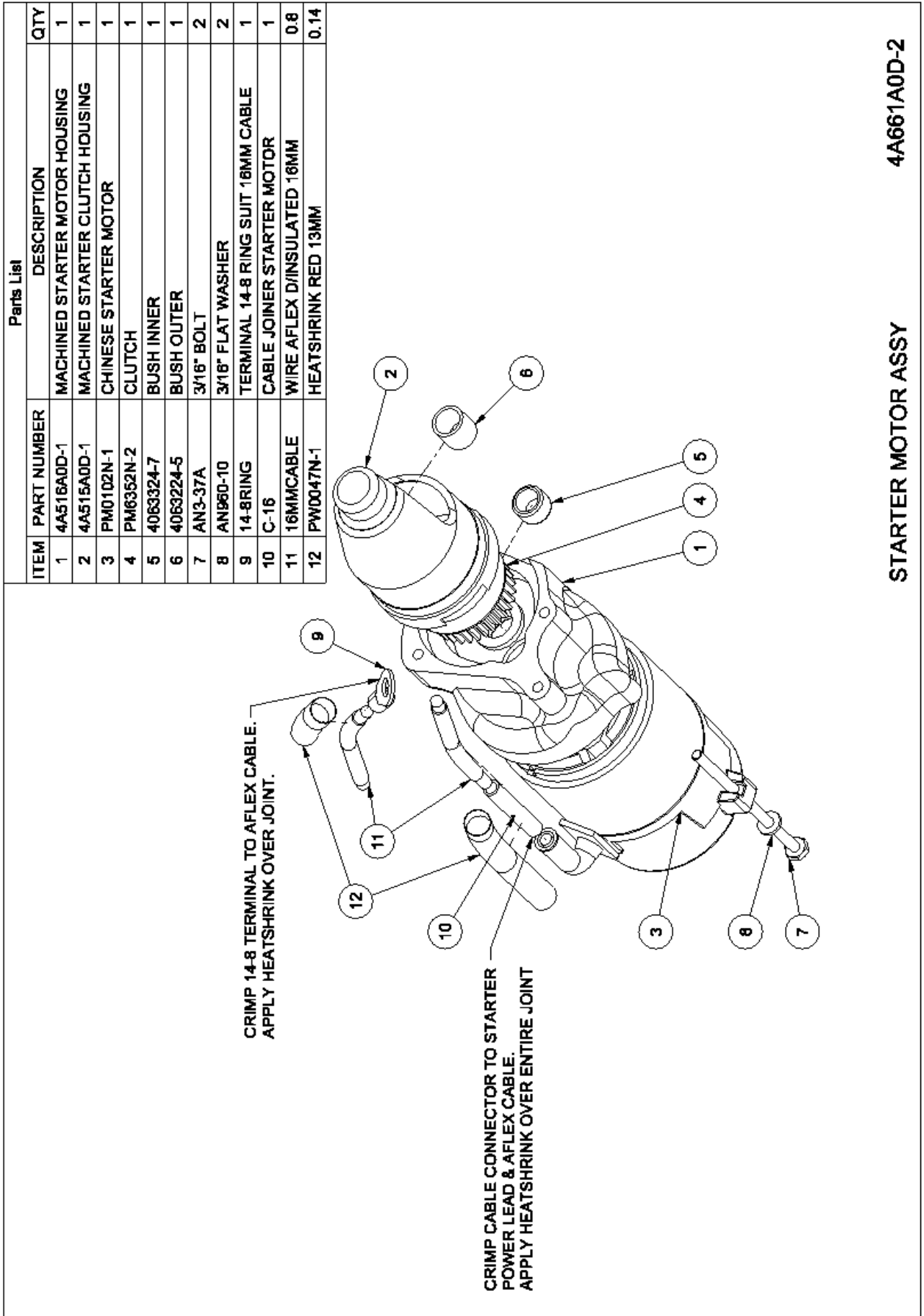
Figure 24 - Dipstick Assy from S/N 2553



4A070A0D-1

PARTS BOOK ASSY - STARTER & CLUTCH ASSY

Figure 25 - Starter Assy



4A661A0D-2

STARTER MOTOR ASSY

Figure 26 - Starter Assy Cast Housing

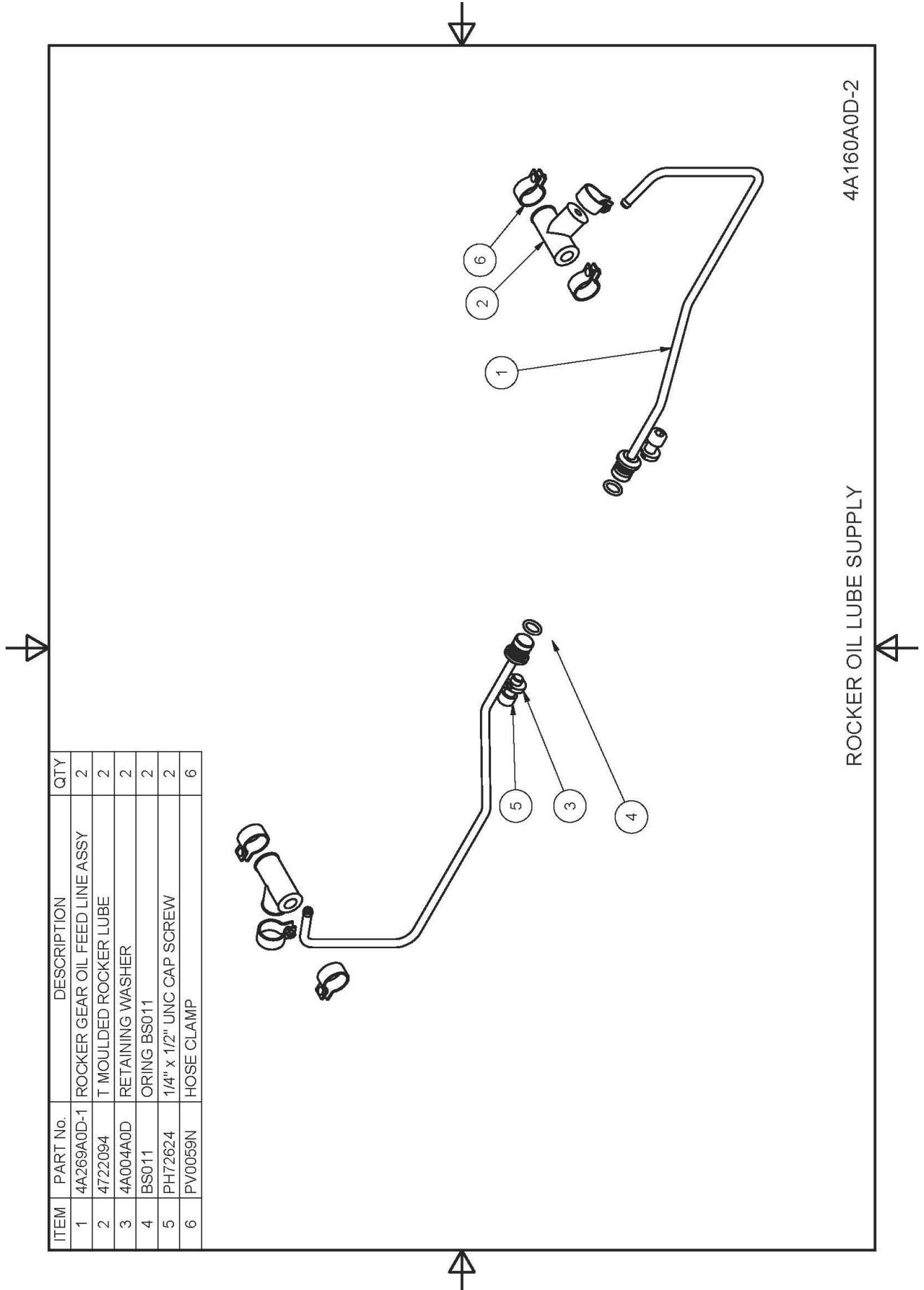
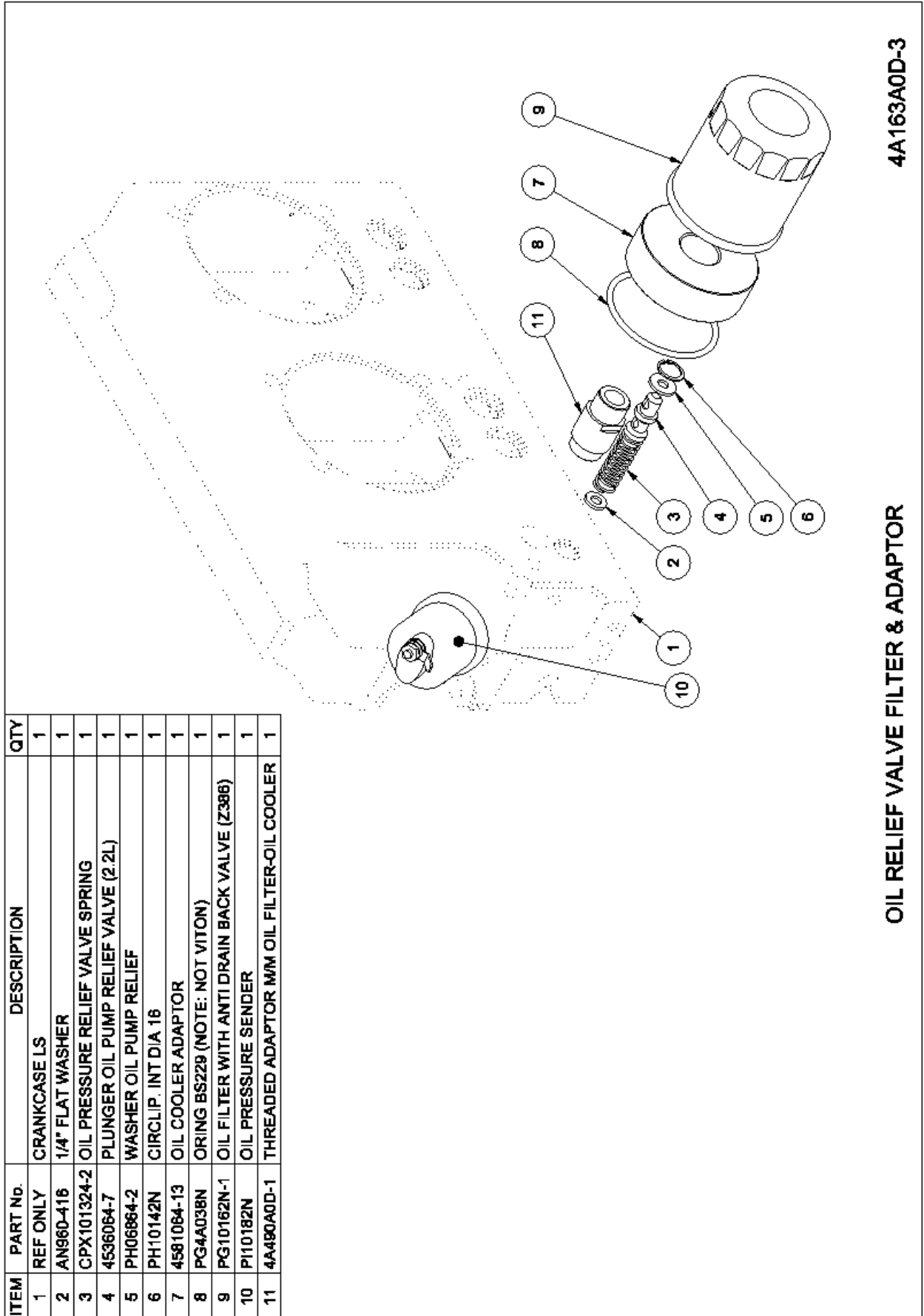


Figure 27 - Rocker Oil Lube Supply up to S/N 3357



4A163A0D-3

OIL RELIEF VALVE FILTER & ADAPTOR

Figure 28 - Oil Relief Valve, Filter & Adapter

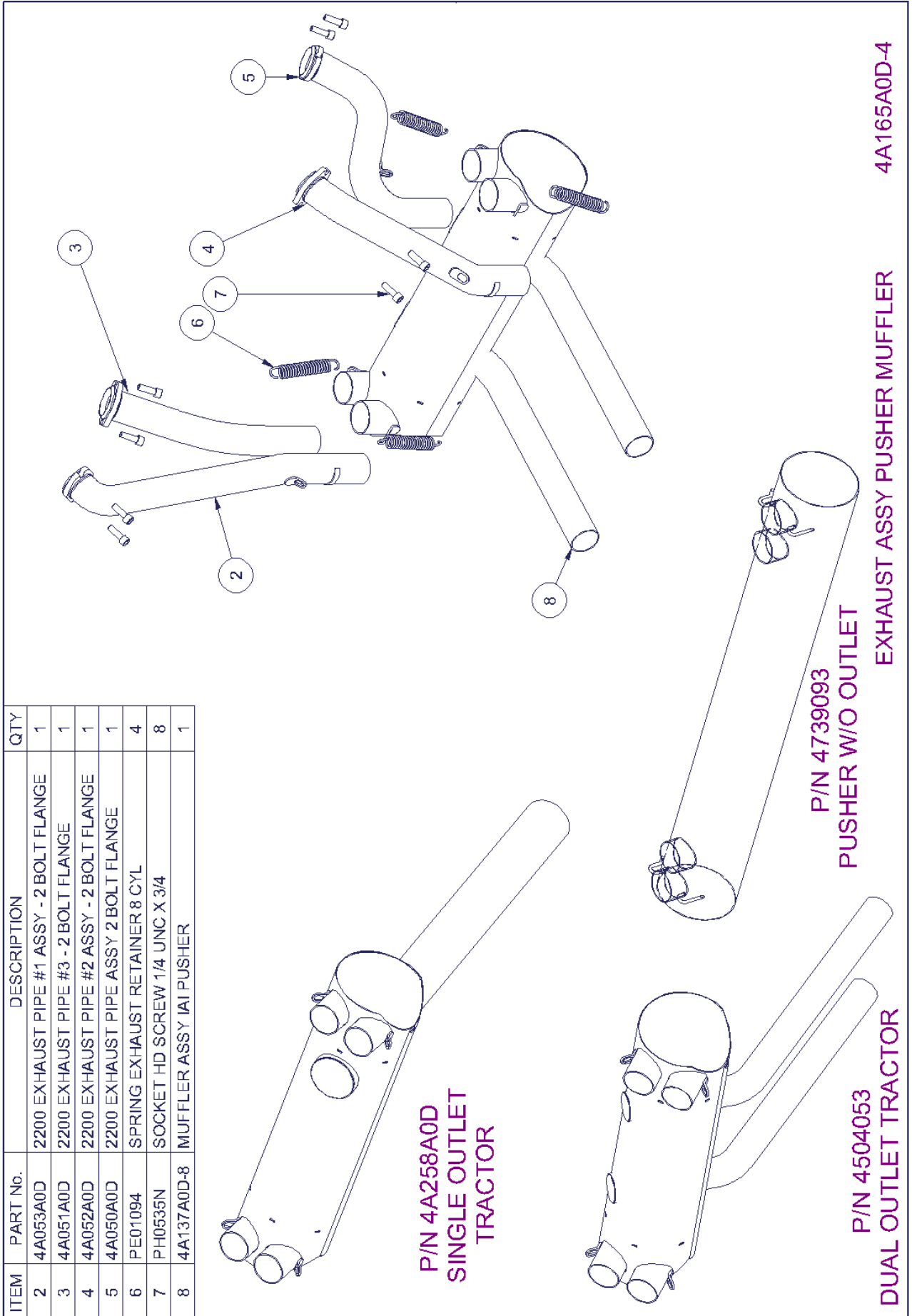
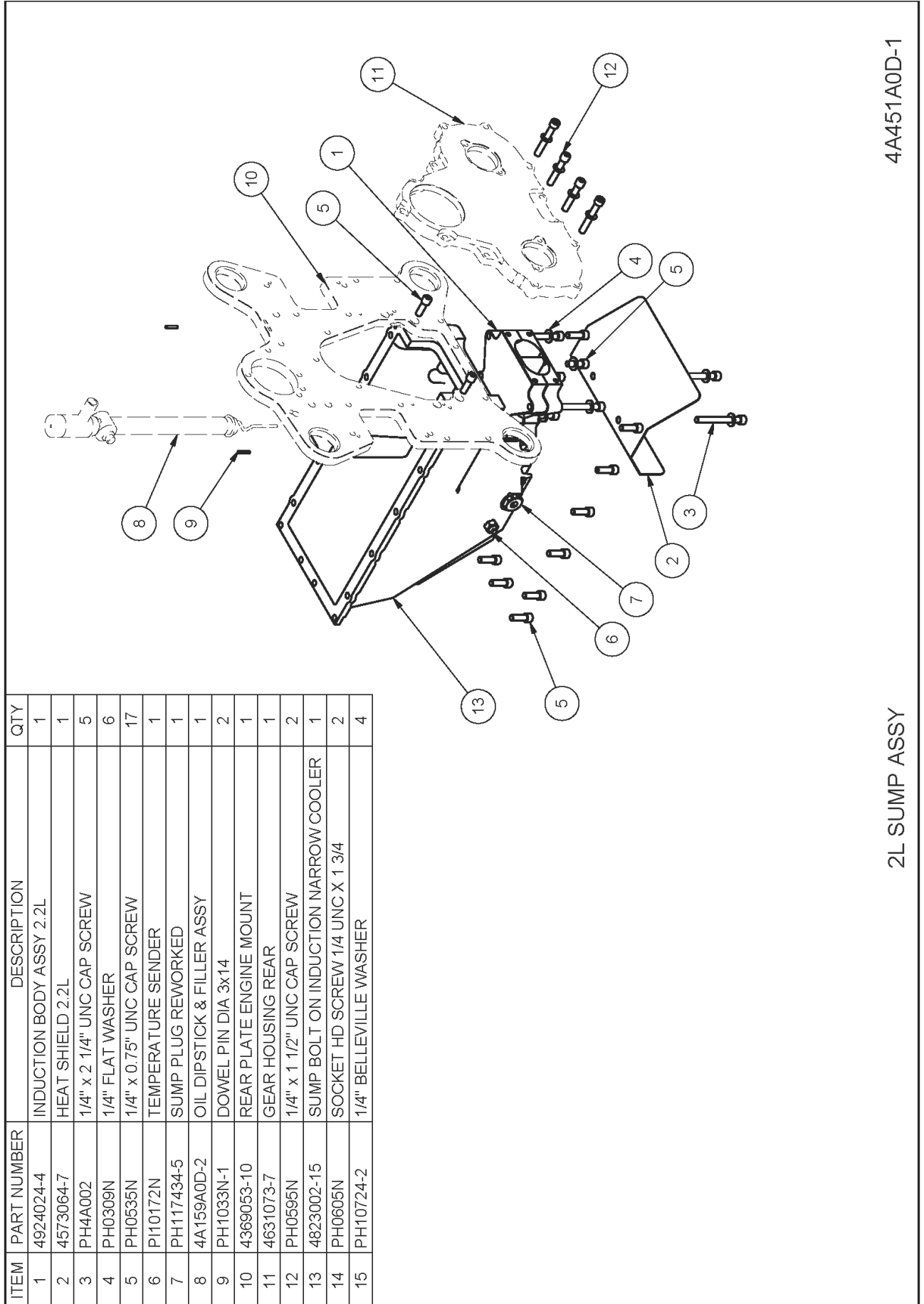


Figure 29 - Exhaust Assy

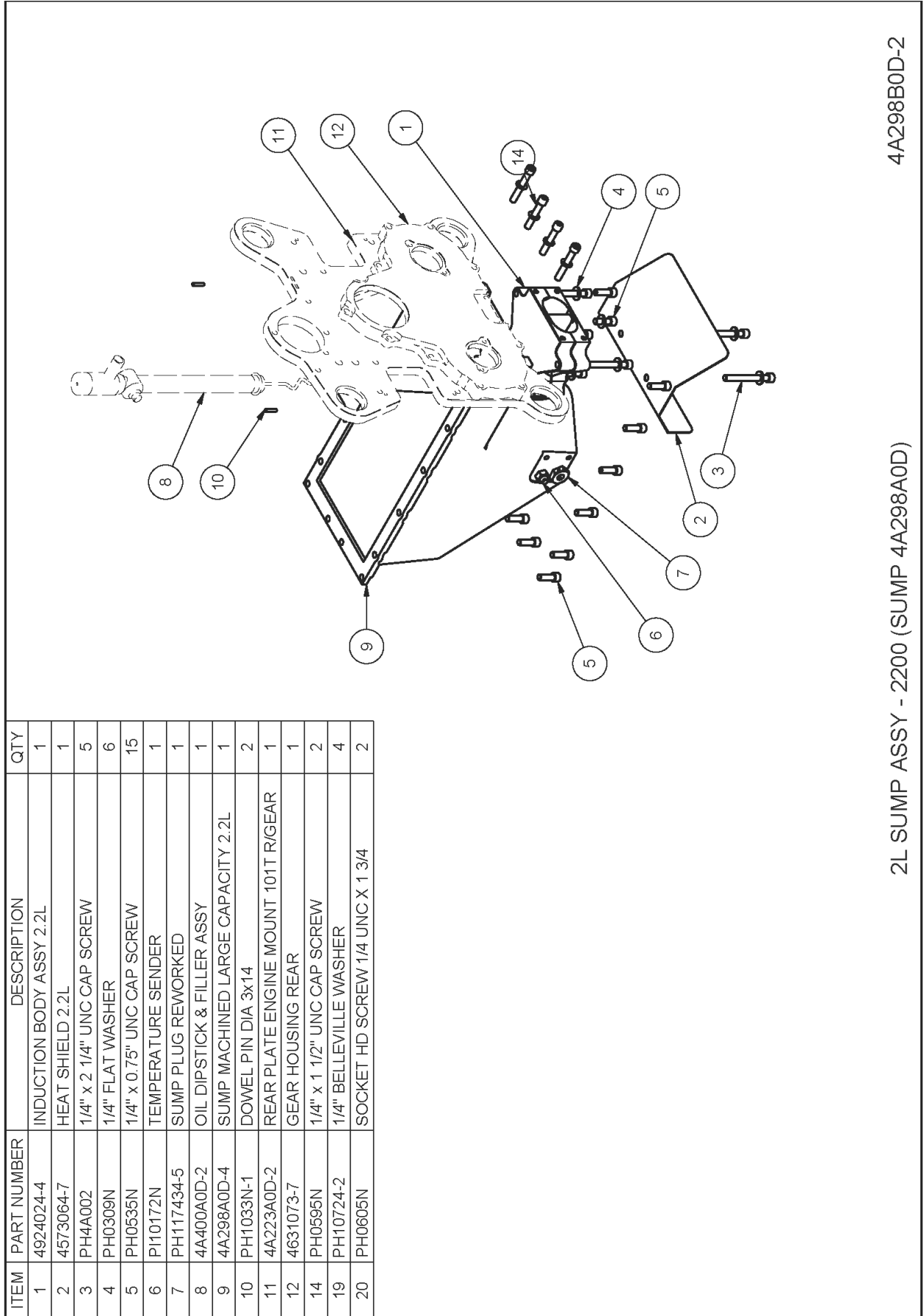


ITEM	PART NUMBER	DESCRIPTION	QTY
1	4924024-4	INDUCTION BODY ASSY 2.2L	1
2	4573064-7	HEAT SHIELD 2.2L	1
3	PH4A002	1/4" x 2 1/4" UNC CAP SCREW	5
4	PH0309N	1/4" FLAT WASHER	6
5	PH0535N	1/4" x 0.75" UNC CAP SCREW	17
6	PH10172N	TEMPERATURE SENDER	1
7	PH117434-5	SUMP PLUG REWORKED	1
8	4A159A0D-2	OIL DIPSTICK & FILLER ASSY	1
9	PH1033N-1	DOWEL PIN DIA 3x14	2
10	4369053-10	REAR PLATE ENGINE MOUNT	1
11	4631073-7	GEAR HOUSING REAR	1
12	PH0595N	1/4" x 1 1/2" UNC CAP SCREW	2
13	4823002-15	SUMP BOLT ON INDUCTION NARROW COOLER	1
14	PH0605N	SOCKET HD SCREW 1/4 UNC X 1 3/4	2
15	PH10724-2	1/4" BELLEVILLE WASHER	4

Figure 30 – Sump Assy up to S/N 2552

4A451A0D-1

2L SUMP ASSY



4A298B0D-2

2L SUMP ASSY - 2200 (SUMP 4A298A0D)

Figure 31 – Sump Assy from S/N 2553 on

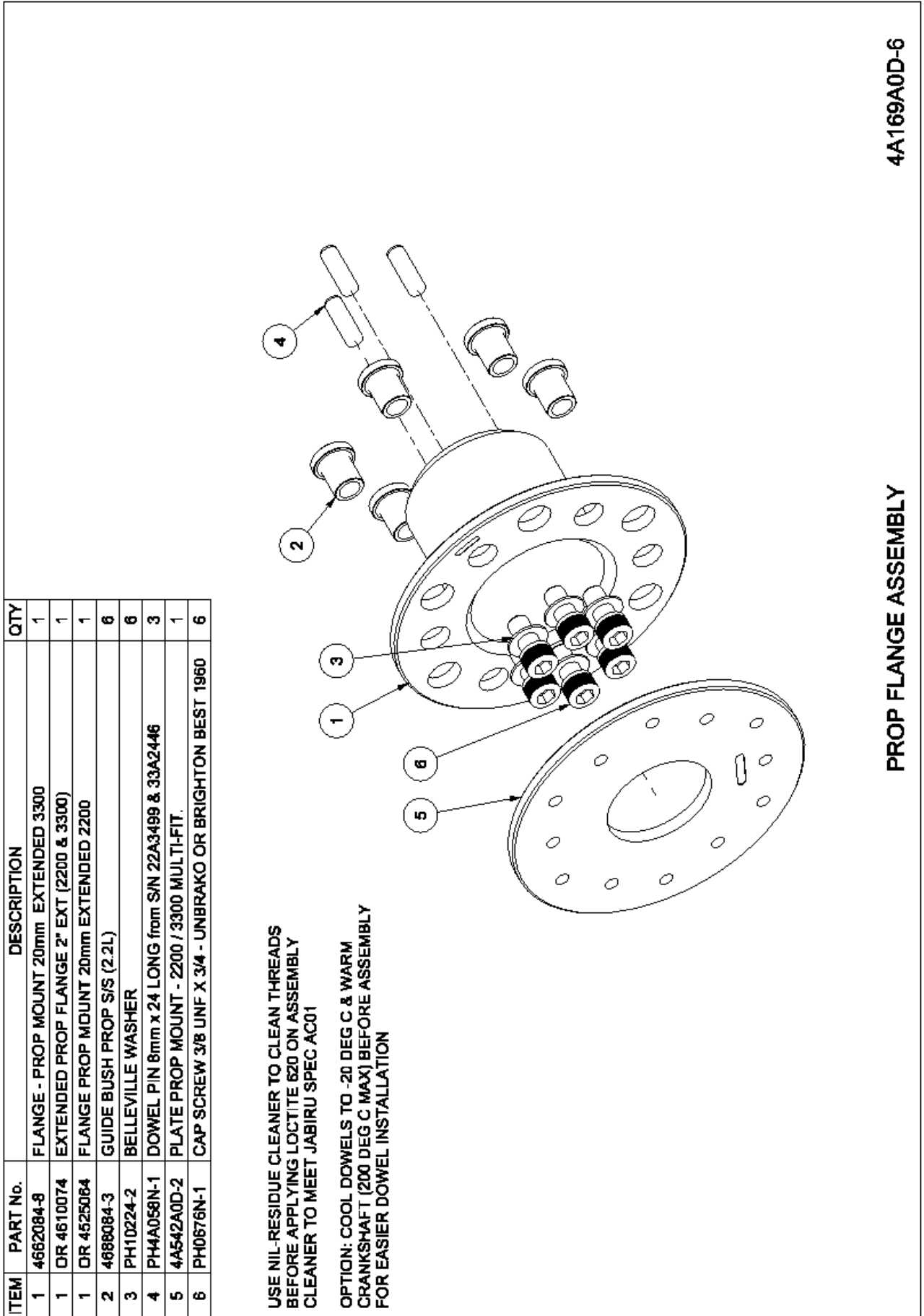


Figure 32 - Propeller Flange Assy

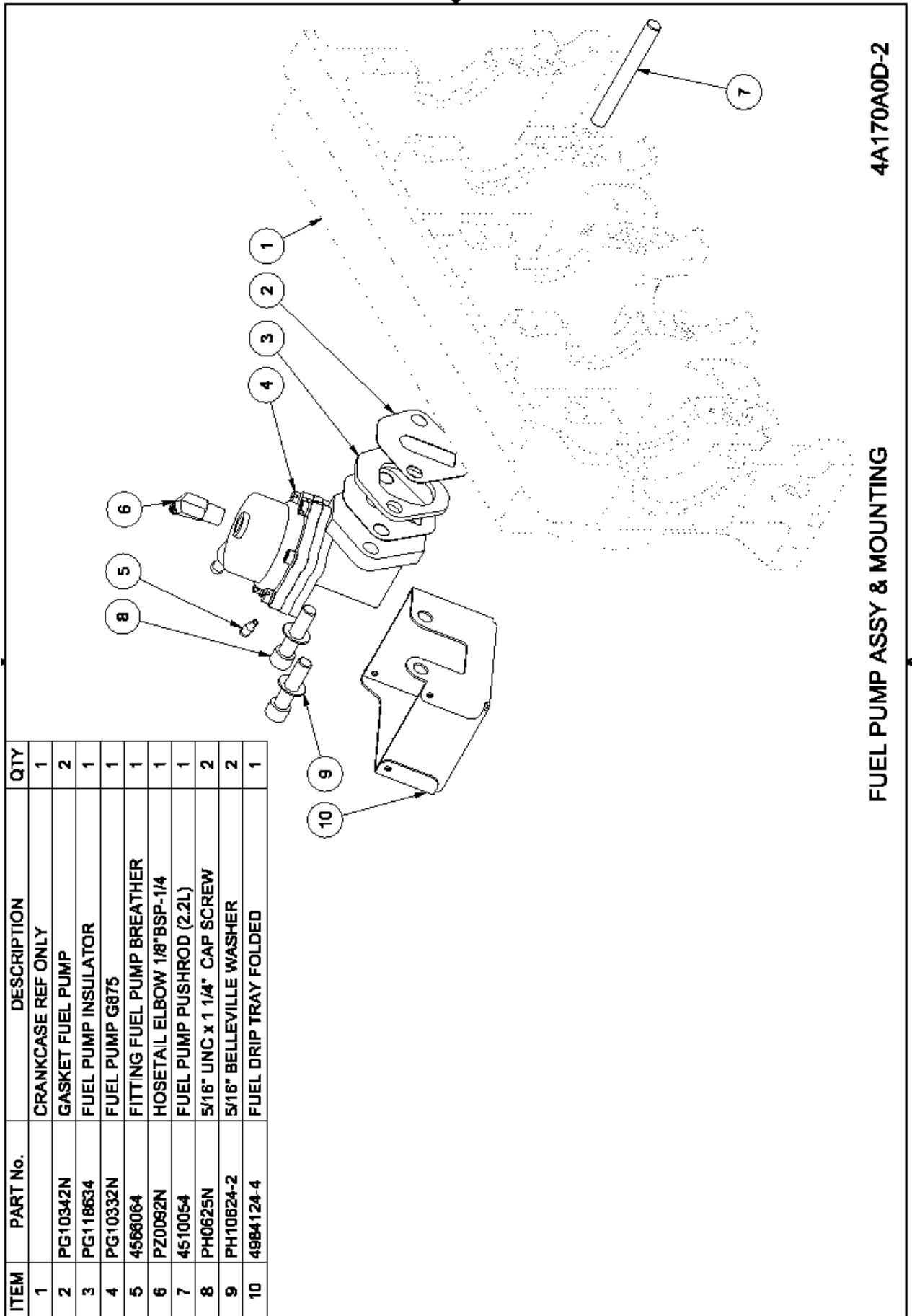
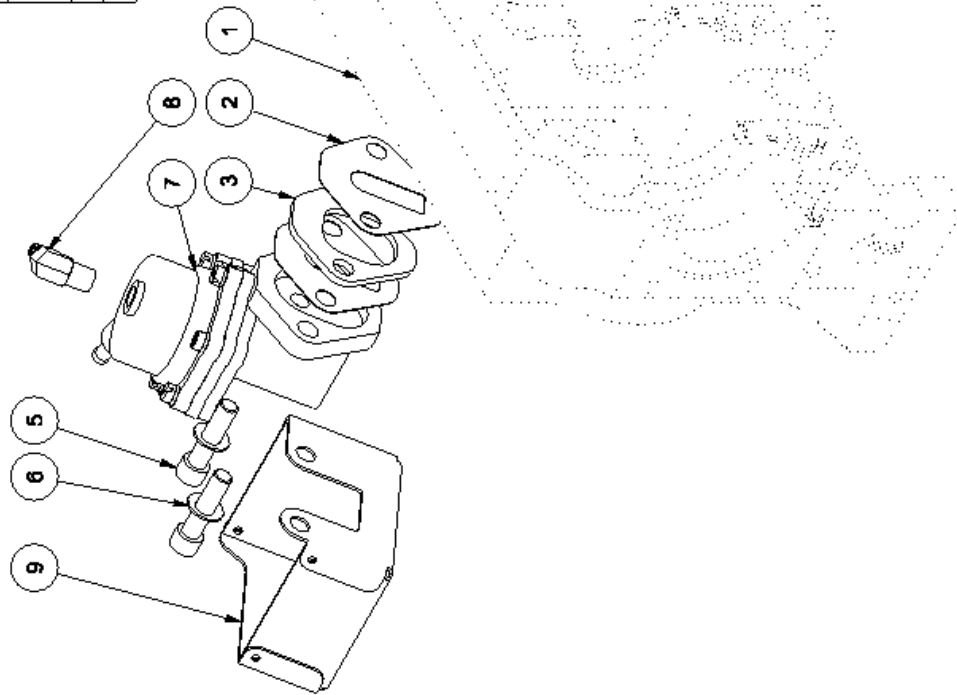


Figure 33 - Fuel Pump Assy

ITEM	PART No.	DESCRIPTION	QTY
1		CRANKCASE REF ONLY	1
2	PG10342N	GASKET FUEL PUMP	2
3	PG118634	FUEL PUMP INSULATOR	1
4	4A657A0D-1	FUEL PUMP PUSHROD (LONG ZHEJIANG TONGSHUN # BCD2138)	1
5	PH0625N	5/16" UNC x 1 1/4" CAP SCREW	2
6	PH10624-2	5/16" BELLEVILLE WASHER	2
7	PE4A023A0D-3	MECHANICAL FUEL PUMP (ZHEJIANG TONGSHUN # BCD2138)	1
	4A682A0D-1	MECHANICAL FUEL PUMP WITH DRAIN (CERTIFIED AIRCRAFT)	
8	PZ0092N	HOSETAIL ELBOW 1/8"BSP-1/4	1
9	4984124-4	FUEL DRIP TRAY FOLDED	1



FUEL PUMP ASSY (ZHEJIANG TONGSHUN) & MOUNTING 4A170B0D-1

Figure 34 - Fuel Pump Assy Zhejiang Tongshun