

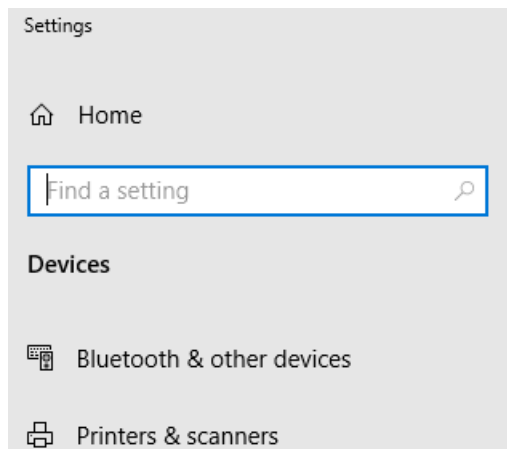
192.168.1.219 Admin Building Printer

192.168.1.13 East Side Printer

192.168.1.214 West Side Printer

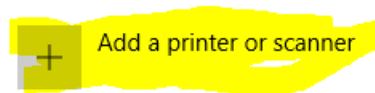
192.168.1.14 Gym Printer

Open printers and scanners. Click add printer or scanner



Printers & scanners

Add printers & scanners



Printers & scanners

Click the printer I want isn't listed.

Printers & scanners



HP Deskjet 2600
Printer, Ink-jet printer, Scanner, Fax



Canon TS3100 series @ Jessi's MacBook Pro
Printer



HP ENVY 5000 series [69AFC3]
Printer



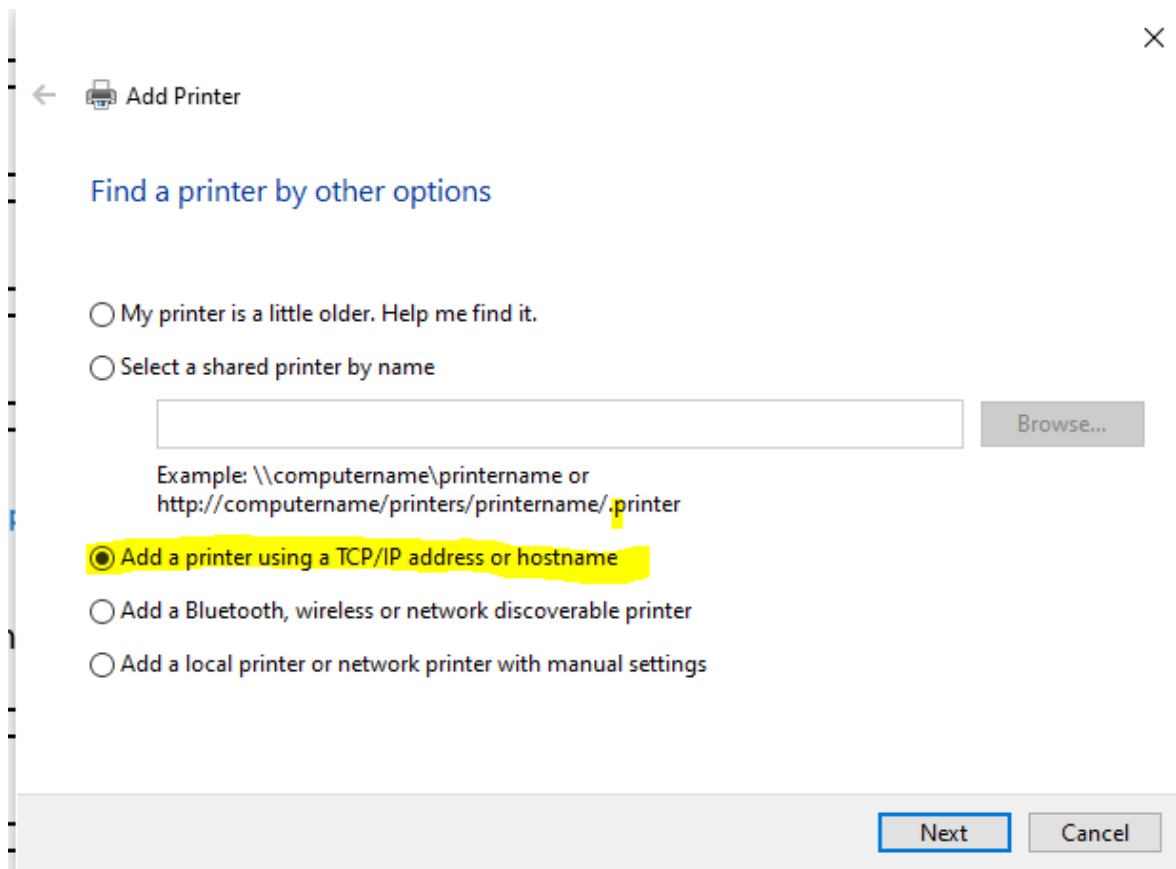
HPE7B388 (HP DeskJet 2600 series)
Printer, Ink-jet printer, Scanner



Canon iR1435
Multi Function Printer

[The printer that I want isn't listed](#)

Click add a printer using a tcp/ip address



Enter the ip address for the printer you need(Listed at top of document).

← Add Printer

Type a printer hostname or IP address

Device type: Autodetect

Hostname or IP address: [Redacted]

Port name:

Query the printer and automatically select the driver to use

Next Cancel

Change the printer name to match on first page.

