

ULTRA

WHEEL COMPANY



2015 WHEEL COLLECTION

BEYOND LIFESTYLE





Ultra Wheel Company produces one of the highest quality, most advanced race wheels in the world. Utilizing proven superior workmanship and knowledge, Ultra Wheel Company and Jim Smith have created a Champion:

Ultra Motorsports Xtreme Race Wheels

Ultra Motorsports Xtreme Race Wheels teamed up with some of the best Off-Road Racers in the world, including Kyle LeDuc, Rob MacCachren, Todd LeDuc, Eric Barron, Myan Spaccarelli, Brock Heger and many others for a legendary season of wins!!

Ultra Motorsports Xtreme Race Wheels are race proven for durability, strength, and championship quality.



Shown w/ Short Course/Rock Crawler Ring
OFF-ROAD USE ONLY

X103 XTREME

True Beadlock Wheel
Machined w/ Machined Beadlock
Satin Black w/ Satin Black Beadlock
17x9 Standard Offset Desert Race Wheel
Buggy 5-205: 15x4, 15x6.5, 17x6.5, 17x8



Shown w/ Desert Race Ring



OFF-ROAD USE ONLY

X103 XTREME

True Beadlock Wheel
Machined w/ Machined Beadlock
17x9 High Offset Short Course Race Wheel
16x8 High Offset Short Course Race Wheel
15x8 Standard Offset Desert / Short Course Rear Race Wheel



15x8 Pro-Lite

16x8 Pro-Lite



X102 XTREME X-LOK

Satin Black w/ Satin Black X-Lok Lip
Satin Black w/ Diamond Cut Face w/ Satin Black X-Lok Lip
15x8, 16x8, 17x8.5, 18x9, 20x9 - Zinc Bolts



NEW X106 SAWBLADE X-LOK

Satin Anthracite w/ Satin Black X-Lok Lip
Satin Black w/ Satin Black X-Lok Lip
17x8.5 - Anthracite Grey Bolts



NEW X100 XTREME

Gloss Black w/ Milled Accents
17x8.5, 20x9





Ultra Wheel Company proudly announces Walker Evans Racing Wheels for 2015.

Racing heroes Jim Smith and Walker Evans, have partnered up and combined their decades of experience to launch the newest brand offering by Ultra Wheel Company.

With Ultra Wheel's proven superior workmanship, Walker Evans Racing wheels will maintain a high level of quality for both the Classic True Bead-Lock Race Wheels and the new cutting edge Street Truck application styles. A new Legacy begins.

Championship Quality



NEW 501 LEGEND

Satin Black w/ Satin Black X-Lok Lip
Satin Black w/ Diamond Cut Face w/ Satin Black X-Lok Lip
15x8, 16x8, 17x8.5 - Anthracite Grey Bolts



NEW 504 LEGACY

Satin Black w/ Satin Black X-Lok Lip
Satin Black w/ Diamond Cut Face w/ Satin Black X-Lok Lip
16x8, 17x8.5, 18x9, 20x9 - Anthracite Grey Bolts





NEW 500 RACE LEGEND

UTV WHEEL
 Gloss Black w/ Machined Face & Black Beadlock
 Gloss Black w/ Gloss Black Beadlock
 Shot-Peened w/ Machined Beadlock
 14x6, 14x7, 15x6

OFF-ROAD USE ONLY



NEW 500 RACE LEGEND

True-Bead Lock Wheel
 Shot-Peened w/ Machined Center Bowl & Beadlock
 Gloss Black w/ Machined Face & Black Beadlock
 Gloss Black w/ Machined Face & Machined Beadlock
 17x8.5

OFF-ROAD USE ONLY





20x12

NEW 807 LEDGE

Satin Black w/ Milled Accents & Spot Milled Dimples
20x9



NEW 808 BEAST II

Gloss Black w/ Milled Accents & Spot Milled Dimples
18x9, 20x9, 20x12



NEW 808 BEAST II

Satin Black & Spot Milled Dimples
18x9, 20x9, 20x12



Please Note:

All 8 Lug Styles have Exposed Lug Cap
All 5/6 Lug Styles have Covered Lug Cap



805 TRITON

Gloss Black w/ Milled Accents
ULTRA-V Finish PVD
Satin Black
17x9, 18x9, 20x9



805 TYRANT

Satin Black w/ Diamond Cut Accents & Spot Milled Dimples
ULTRA-V Finish PVD
18x9, 20x9, (22x12 Black Only)



US PATENT D670222



805 TRITON

Satin Black
ULTRA-V Finish PVD
Gloss Black w/ Milled Accents
17x9, 18x9, 20x9



805 TYRANT

Satin Black w/ Diamond Cut Accents & Spot Milled Dimples
ULTRA-V Finish PVD
18x9, 20x9, 20x10, (22x12 Black Only)



US PATENT D670222

Please Note:

All 8 Lug Styles have Exposed Lug Cap
All 5/6 Lug Styles have Covered Lug Cap



803 BEAST

16x8, 17x9, 18x9, 20x9
Gloss Black w/ Milled Accents
ULTRA-V Finish PVD
Satin Black



US PATENT D670227



804 TANK

16x8, 17x9, 18x9, 20x9
Satin Black w/ Machined Undercut & Spot Milled Dimples
Optional Worx Wheel Mask Available



803 BEAST

16x8, 17x9, 18x9, 20x9
Satin Black
ULTRA-V Finish PVD
Gloss Black w/ Milled Accents



US PATENT D670227

Please Note:

All 8 Lug Styles have Exposed Lug Cap
All 5/6 Lug Styles have Covered Lug Cap



802 HAVOC

Gloss Black w/ Milled Accents & Spot Milled Dimples
Satin Black w/ Spot Milled Dimples
17x9, 18x9, 20x9



US PATENT D670223



801 TRIAD TRUCK

Satin Black w/ Spot Milled Dimples
ULTRA-V Finish PVD
16x8, 17x9, 18x9, 20x9, 20x12



US PATENT D670219



802 HAVOC

Satin Black w/ Spot Milled Dimples
Gloss Black w/ Milled Accents & Spot Milled Dimples
17x9, 18x9, 20x9



US PATENT D670223



801 TRIAD TRUCK

Satin Black w/ Spot Milled Dimples
ULTRA-V Finish PVD
16x8, 17x9, 18x9, 20x9, 20x12



US PATENT D670219

Please Note:

All 8 Lug Styles have Exposed Lug Cap
All 5/6 Lug Styles have Covered Lug Cap



803 BEAST DUALY

Chrome
17x6.5

US PATENT D670227



801 TRIAD DUALY

Chrome
16x6, 17x6.5

US PATENT D670220

US PATENT D670221



803 BEAST DUALY

Satin Black
17x6.5

US PATENT D670227



801 TRIAD DUALY

Satin Black w/ Spot Milled Dimples
16x6, 17x6.5

US PATENT D670220

US PATENT D670221



803 BEAST DUALY

Gloss Black w/ Milled Accents
17x6.5

US PATENT D670227



NEW SERIES 176 VAGABOND

Satin Black
Gloss Black w/ Diamond Cut Lip
15x8, 16x8, 17x9, 18x9, 20x9



NEW SERIES 176 VAGABOND

Gloss Black w/ Diamond Cut Lip
Satin Black (Not Shown)
15x10 - DEEP LIP ONLY





NEW SERIES 188 SOLDIER

Satin Black w/ Milled Accents & Spot Milled Dimples
17x9, 18x9, 20x9



NEW SERIES 249 PREDATOR II

Gloss Black w/ Milled Accents & Spot Milled Dimples
Ultra-V Finish PVD
20x12 is Chrome
17x9, 18x9, 20x9, 20x12



20x12



NEW SERIES 189 TROOPER

Satin Black w/ Milled Accents & Spot Milled Dimples
17x9, 18x9, 20x9



Please Note: Series 188 & 189
All 8 Lug Styles have Exposed Lug Cap
All 5/6 Lug Styles have Covered Lug Cap



NEW SERIES 249 PREDATOR II

Gloss Black w/ Milled Accents & Spot Milled Dimples
Ultra-V Finish PVD
20x12 is Chrome
17x9, 18x9, 20x9, 20x12





20x12



SERIES 250 COLOSSUS

Gloss Black w/ Diamond Cut Face & Spot Milled Dimples
17x9, 18x9, 20x9, 20x12



SERIES 251 DECOY CUV

CUV Crossover
Gloss Black w/ Spot Milled Dimples
17x8, 18x8



SERIES 264 BULLY

Satin Black
17x9, 18x9, 20x9



SERIES 245 SPLINE CUV

CUV Crossover
Satin Black w/ Diamond Cut Accents
Ultra-V Finish PVD
Ultra Armor Silver
17x8, 18x8



SERIES 245 SPLINE TRUCK

Satin Black w/ Diamond Cut Accents
Ultra-V Finish PVD
Ultra Armor Silver
17x8, 18x9, 20x9



SERIES 241 GUNNER

Gloss Black w/ Milling
Satin Black
20x9, 20x10



SERIES 243 MAKO

Ultra Armor Silver
16x8, 17x8, 18x8.5, 20x9



SERIES 237/238 GAUNTLET

Matte Black
Chrome
15x8, 16x8, 17x9, 18x9, 20x9





SERIES 234/235 MAVERICK

Gloss Black w/ Diamond Cut Accents
Chrome
16x8, 17x8, 18x9, 20x9, 22x9.5



SERIES 223/224 GOLIATH

Matte Black
17x8, 18x9, 20x9

US PATENT D553063

SERIES 207/208 BADLANDS

Polished
15x8, 15x10, 16x8, 17x9, 18x9



SERIES 225 PHANTOM

Satin Black w/ Diamond Cut Accents
Chrome
Satin Black
16x8, 17x8, 18x9, 20x9



SERIES 201/202 BARON

Gloss Black w/ Diamond Cut Accents
17x9, 18x9, 20x9





SERIES 190 BOLT

Satin Black
17x8, 17x9, 18x9, 18x10, 20x9, 20x10



SERIES 178 MONGOOSE

Gloss Black w/ Diamond Cut Accents, Satin Black
15x8, 15x10, 16x8, 17x9



15x10

SERIES 195 CRUSHER

Satin Black
Satin Black w/ Diamond Cut Face
Satin Black w/ Diamond Cut Lip
15x8, 16x8, 17x8, 17x9
18x8.5, 18x10, 20x9, 20x10



SERIES 175 ROGUE

Gloss Black w/ Diamond Cut Lip
Gloss Black w/ Diamond Cut Face
15x8, 15x10, 16x8, 17x8, 18x8.5, 18x10



SERIES 193/194 DRIFTER


Gloss Black w/ Diamond Cut Accents
15x8, 15x10, 16x8, 17x8, 18x9, 20x9



SERIES 174 NOMAD


Anthracite Grey w/ Diamond Cut Accents
15x8, 15x10, 16x8, 17x9





SERIES 164 TYPE 164

Matte Black
Polished
15x7, 15x8, 15x10, 16x8, 16x10, 17x9



SERIES 521 OCTANE

Polished
15x4, 15x7, 15x8, 15x10



SERIES 062 MODULAR

Machined w/ Clear Coat
14x6, 14x7, 15x7, 15x8
16x7, 16x8, 17x8




SERIES 454 TYPE 454

Anthracite Grey w/ Diamond Cut Accents
17x7, 17x8



SERIES 050/051 TYPE 50

Machined w/ Clear Coat
15x7, 15x8, 16x8



SERIES 423 KNIGHT

Gloss Black w/ Diamond Cut Accents
17x8, 18x8, 20x9



SERIES 174
NOMAD TRAILER

Anthracite Grey w/ Diamond Cut
15x6, 16x6 - Trailer Wheels

SERIES 062
SMOOTH MOD

Machined w/ Clear Coat
14x5.5, 15x6, 16x6 - Trailer Wheels



SERIES 023
GOLIATH DUALY

Chrome
16x6, 17x6.5



US PATENT D553063

SERIES 025
PHANTOM DUALY

Satin Black w/ Diamond Cut Accents
16x6, 17x6.5



SERIES 023
GOLIATH DUALY

Matte Black w/ Diamond Cut Accents
16x6, 17x6.5

US PATENT D553063



SERIES 025
PHANTOM DUALY

Chrome
16x6, 17x6.5

SERIES 002
MODULAR DUALY

Polished
16x6, 17x6.5





NEW 252 ALLURE

Gloss Black w/ Milled Accents
Ultra-V Finish PVD
FWD/CUV 17x8, 18x8, 20x8.5



NEW 410 DIVINE

Gloss Black w/ Milled Accents & Diamond Cut Accents
Ultra-V Finish PVD
FWD 16x7, 17x7.5, 18x8, 20x8.5
RWD 20x9, 22x9.5



NEW 412 OPULENT

Gloss Black w/ Diamond Cut Face
Satin Graphite Grey
FWD 16x7, 17x7.5, 18x8, 20x8.5





NEW SERIES 419 RECLUSE

Ultra-V Finish Black PVD
Gloss Black w/ Diamond Cut Face
FWD 16x7, 17x7.5, 18x8, 20x8.5



SERIES 403 SLALOM

Ultra Armor Silver
FWD 14x6, 15x6.5, 16x6.5, 17x7, 18x7.5

SERIES 402 ALPINE

Ultra Armor Silver
FWD 16x7, 17x8, 18x8



SERIES 410 WRAITH

Gloss Black w/ Diamond Cut Face
FWD 15x7, 16x7, 17x7.5, 18x8, 20x8.5



SERIES 401 MARATHON

Satin Black
Ultra Armor Silver
FWD 16x7, 17x7.5, 18x8, 20x8.5





SERIES 292 SABER

Gloss Black w/ Diamond Cut Accents
FWD 16x7, 17x7.5, 18x8



SERIES 200 APEX

Gloss Black w/ Diamond Cut Lip
Hyper-Black w/ Diamond Cut Lip, Chrome
FWD 15x7, 16x7, 17x7.5, 18x8, 20x8.5



SERIES 212 WIDOW

Matte Black w/ Gloss Black Inserts
FWD 17x7.5, 18x8, 20x8



SERIES 122 WOLVERINE

Gloss Black w/ Diamond Cut Accents
FWD 17x7.5, 17x8, 18x8



SERIES 204 MANTIS

Gloss Black w/ Diamond Cut Face
Gloss Black w/ Diamond Cut Lip (16x7 ONLY)
FWD 15x7, 16x7, 17x7.5, 18x8



SERIES 001 E-TWINE

Chrome
Ultra Armor Silver
FWD 14x6, 15x7, 16x7, 17x7.5





NEW SERIES 442 F-15

Gloss Black w/ Diamond Cut Face
Satin Black
16x7, 17x7.5, 18x8



NEW SERIES 422 F-007

Gloss Black w/ Milled Accents
Satin Black
15x6.5, 16x7, 17x8, 18x8



NEW SERIES 444 F-06

Gloss Black w/ Diamond Cut Face
Satin Black
16x7, 17x7.5, 18x8





NEW SERIES 446 F-13

Gloss Black w/ Diamond Cut Face
Satin Black
15x8, 16x7, 17x8, 18x8



SERIES 429 HIGH-V

Slate Grey w/ Diamond Cut Lip
Satin Black
16x7, 17x8, 18x8



SERIES 430 F-07

Gloss Black w/ Diamond Cut Face
16x7, 17x8, 18x8



SERIES 428 F-04

Satin Black
15x6.5, 16x7, 17x7.5, 18x8



SERIES 425 F-03

Satin Black w/ Diamond Cut Accents
16x7, 17x7.5, 18x8



SERIES 169 F-09

Gloss Black
15x6.5, 16x7, 17x7.5

SERIES 421 X

Satin Black
Matte Black w/ Red Lip Stripe
15x6.5, 16x7, 17x7.5
(18x8.5 Satin Black Only)



SERIES 166 F-05

Matte Black
15x6.5, 17x7.5, 18x7.5



SERIES 177 F-10

Anthracite Grey w/ Diamond Cut Accents
16x7, 17x7, 18x7.5



SERIES 163 F-16

Matte Black w/ Red Lip Stripe
16x7, 17x7.5, 18x8

2014 WORLD CHAMPION





ultrawheel.com



worxwheels.com

ULTRA WHEEL COMPANY

586 N. Gilbert Street, Fullerton, CA 92833

Phone: (714) 449-7120

Fax: (714) 525-3007

Toll Free: (800) 321-4456