



MAY WALKER, CONSTABLE
PRECINCT SEVEN
HARRIS COUNTY, TEXAS

MAIN OFFICE
5300 Griggs Road
Houston, Texas 77021
PHONE (713) 643-6602
FAX (713) 643-3401

Date: January 6, 2022

From: Sergeant T. Roe
Braeburn Valley Contract Division Supervisor
Harris County Constable's Office of Precinct "7"

To: Property Owners Association
Board of Directors & Management Company

Subject: January-December Monthly Productivity Analysis Report
Enclosure: **MPAR-December 2021**
Distribution: Board of Directors & Management Company

The purpose of this "**Monthly Productivity Analysis Report**" (M.P.A.R.) is to provide the executive command staff with the appropriate data to analyze the productivity of assigned personnel and their shifts' activities to allow for the validation of individual and divisional performance evaluations. With regard to the specific contents of the report, there are 18 distinctive component parts of this report. These components are enumerated below:

- | | |
|--|---|
| 01. Patrol Activity Details | 10. Traffic Enforcement Report |
| 02. Patrol Activity Analytical Summary | 11. Trends & Percentages of Traffic |
| 03. Patrol Activity Percentages & Trends | 12. Citation & Warning Issuance Review |
| 04. Security Checks Report | 13. Call for Service Report (<i>C.F.S.</i>) |
| 05. Security Checks Percentages & Trends | 14. Reserve Deputy Use/Milage |
| 06. Crisis Intervention Disposition Report | 15. M.P.A.R. Report |
| 07. Offense/Incident Generation Report | 16. Summaries |
| 08. Criminal Arrest Types Report | |
| 09. Warrant Execution Report | |

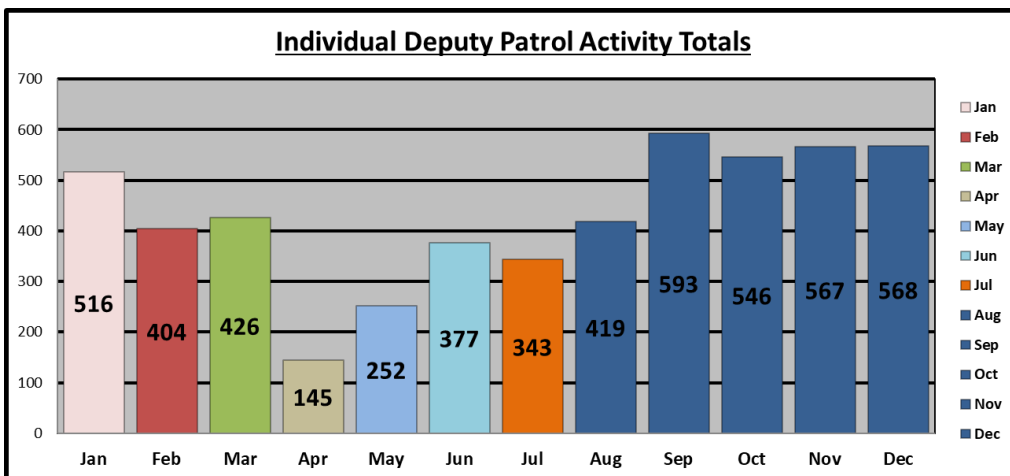
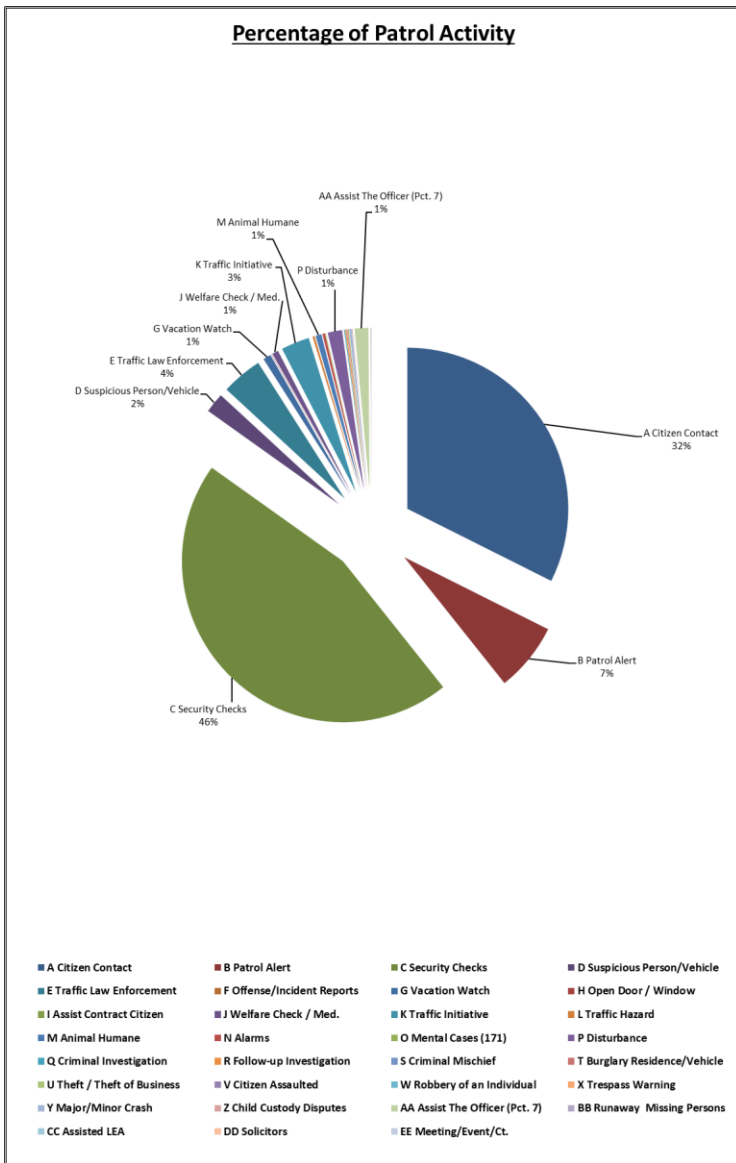
A cursory analysis of the statistical data from this report should be demonstrative of the quality of performance of this agency in realizing the contractual obligations and the overall achievement of the goals and objectives of this Agency and the Toll Road Division.

A total of **320** man-hours was scheduled; **264** man-hours were actual dedicated to patrol functions. **56** hours were exhausted on vacation time, workers compensatory, and/or **COVID** sick leave. **1,841** total miles were driven and the shift responded to **1001** total service calls. The shift issued **11** traffic warnings, **22** citations made **1** arrests and handled **34** enforcement service-related calls. The average productivity ratio for this month for this shift is **3.9**

Patrol Activity by Braeburn Valley Personnel:

*	Patrol Activity Types	Jan	Feb	Mar	Apr	May	Jun	Jul	Aug	Sep	Oct	Nov	Dec	TOT
A	Citizen Contact	131	98	127	56	81	105	121	163	219	182	195	192	1670
B	Patrol Alert	78	77	35	5	21	32	24	3	0	47	32	2	356
C	Security Checks	235	181	187	65	117	186	151	193	272	232	249	281	2349
D	Suspicious Person/Vehicle	22	9	10	2	1	7	6	11	9	7	11	8	103
E	Traffic Law Enforcement	22	20	31	3	7	15	15	13	13	25	17	31	212
F	Offense/Incident Reports	0	0	0	0	0	0	0	0	0	0	0	0	0
G	Vacation Watch	8	4	5	2	5	0	4	0	4	0	0	9	41
H	Open Door / Window	0	0	0	0	0	2	0	0	0	0	0	0	2
I	Assist Contract Citizen	0	0	0	0	0	0	0	0	0	0	0	0	0
J	Welfare Check / Med.	6	2	6	1	1	4	0	3	1	4	4	0	32
K	Traffic Initiative	1	0	1	0	2	1	5	18	43	31	29	16	147
L	Traffic Hazard	0	1	1	0	0	4	0	0	0	1	2	2	11
M	Animal Humane	1	2	5	2	3	4	3	1	3	4	1	1	30
N	Alarms	0	0	2	1	2	3	2	1	0	0	1	1	13
O	Mental Cases (171)	0	0	0	0	0	0	0	2	1	0	0	0	3
P	Disturbance	8	6	8	3	4	4	6	9	7	1	6	12	74
Q	Criminal Investigation	0	0	1	0	1	0	0	0	0	2	0	1	5
R	Follow-up Investigation	0	1	0	1	1	0	0	0	2	0	1	1	7
S	Criminal Mischief	0	1	0	0	0	0	0	0	0	0	0	0	1
T	Burglary Residence/Vehicle	0	0	1	0	0	0	2	0	0	0	1	0	4
U	Theft / Theft of Business	0	0	1	1	0	1	0	0	1	0	0	0	4
V	Citizen Assaulted	0	0	0	0	0	0	0	0	0	0	0	0	0
W	Robbery of an Individual	0	0	0	0	0	0	0	0	0	0	0	0	0
X	Trespass Warning	0	0	0	0	0	0	0	0	0	0	0	0	0
Y	Major/Minor Crash	1	1	2	1	0	0	1	0	1	0	3	2	12
Z	Child Custody Disputes	0	1	1	0	0	0	0	0	1	0	0	0	3
AA	Assist The Officer (Pct. 7)	2	0	2	2	5	9	2	2	14	9	15	9	71
BB	Runaway Missing Persons	0	0	0	0	0	0	0	0	0	0	0	0	0
CC	Assisted LEA	0	0	0	0	0	0	0	0	0	0	0	0	0
DD	Solicitors	1	0	0	0	1	0	0	0	0	0	0	0	2
EE	Meeting/Event/Ct.	0	0	0	0	0	0	1	0	2	1	0	0	4
*	MONTH TOTALS	516	404	426	145	252	377	343	419	593	546	567	568	5156

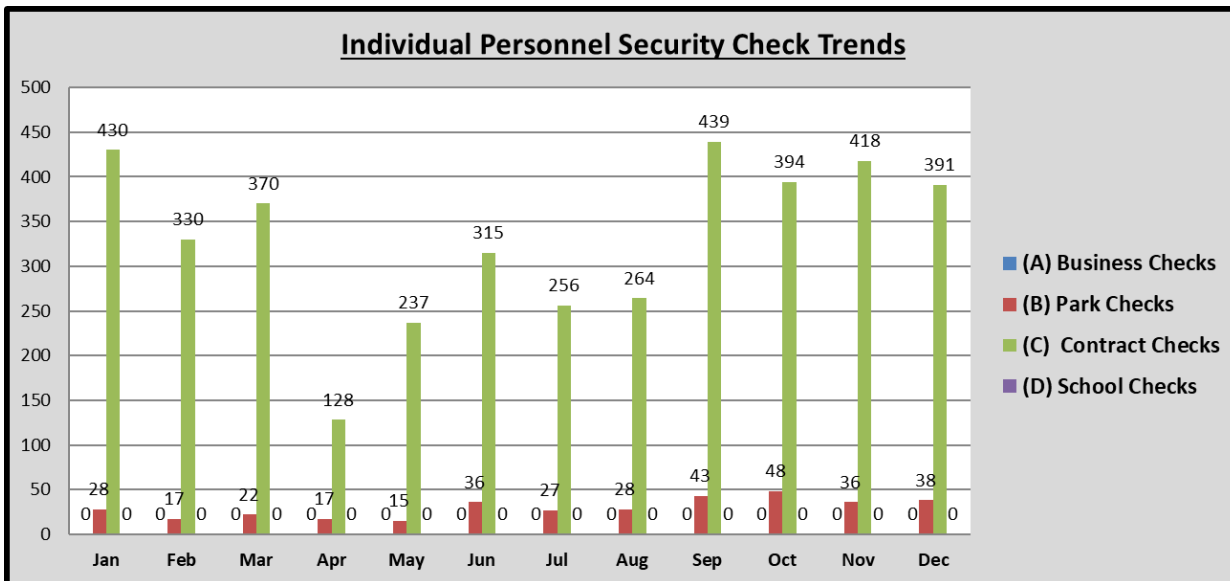
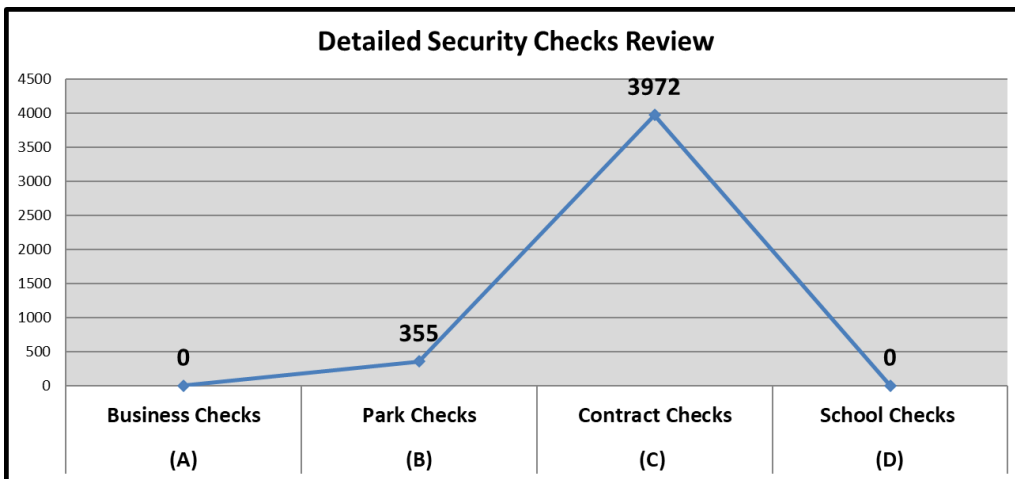
Patrol Activity Percentages & Trends:



Security Checks Report:

* Security Checks	Jan	Feb	Mar	Apr	May	Jun	Jul	Aug	Sep	Oct	Nov	Dec	TOT
(A) Business Checks	0	0	0	0	0	0	0	0	0	0	0	0	0
(B) Park Checks	28	17	22	17	15	36	27	28	43	48	36	38	355
(C) Contract Checks	430	330	370	128	237	315	256	264	439	394	418	391	3972
(D) School Checks	0	0	0	0	0	0	0	0	0	0	0	0	0
Totals	458	347	392	145	252	351	283	292	482	442	454	429	4327

Security Checks Percentages & Trends



CIT/MHO Dispositions Monthly Total:

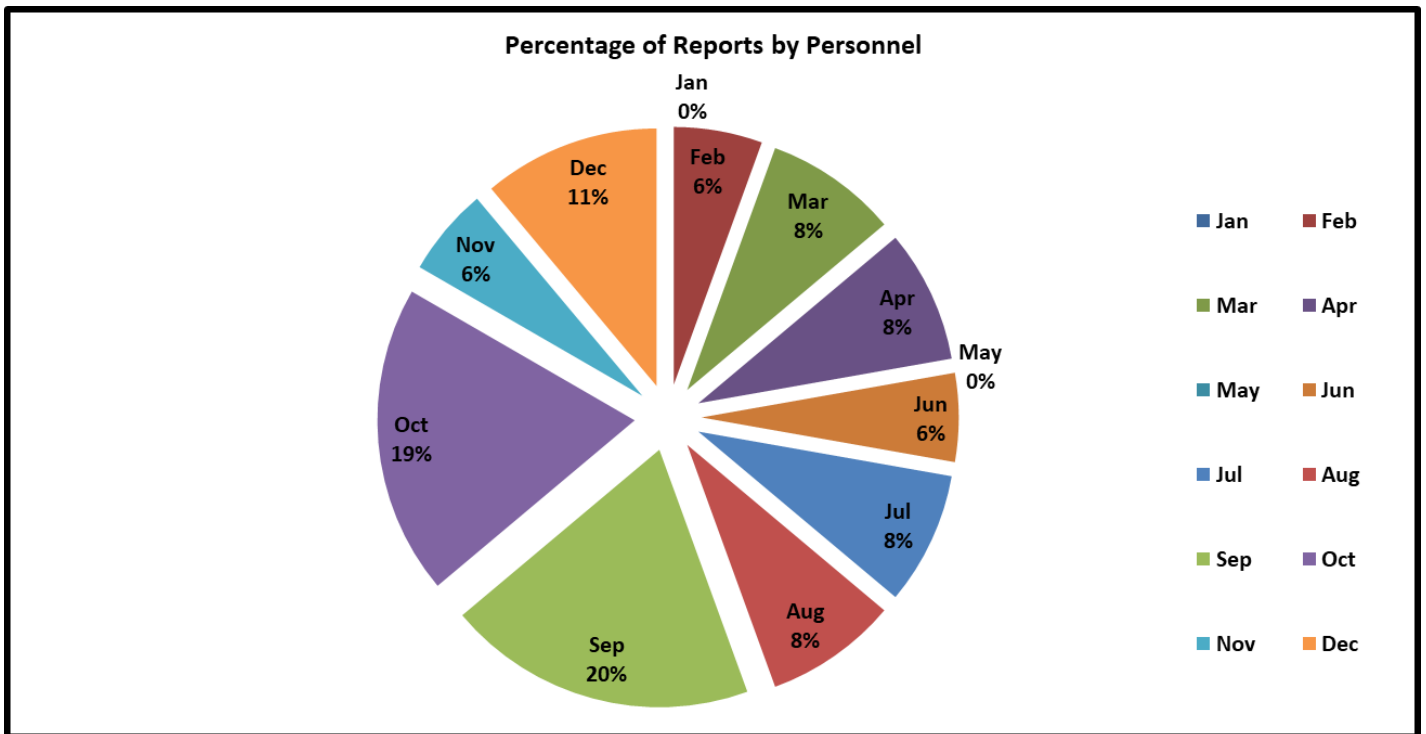
*	<i>C.I.T. Dispositions</i>	Jan	Feb	Mar	Apr	May	Jun	Jul	Aug	Sep	Oct	Nov	Dec	TOT
(A)	CIT/MHO Outside Referral	0	0	0	0	0	0	0	0	0	0	0	0	0
(B)	CIT/MHO Transport	0	0	0	0	0	0	0	0	0	0	0	0	0
(C)	CIT/MHO CIT Contact	0	0	0	0	0	0	0	0	0	0	0	0	0
(D)	CIT/MHO Arrest	0	0	0	0	0	0	0	0	0	0	0	0	0
(E)	<i>Totals</i>	0	0	0	0	0	0	0	0	0	0	0	0	0

These calls involve Mentally Ill Consumers that are arrested, transported, referred or that we do a welfare checks on. These numbers are significantly low due to the call volume reported to the department regarding these individuals.

Offense/ Incident Generation Report

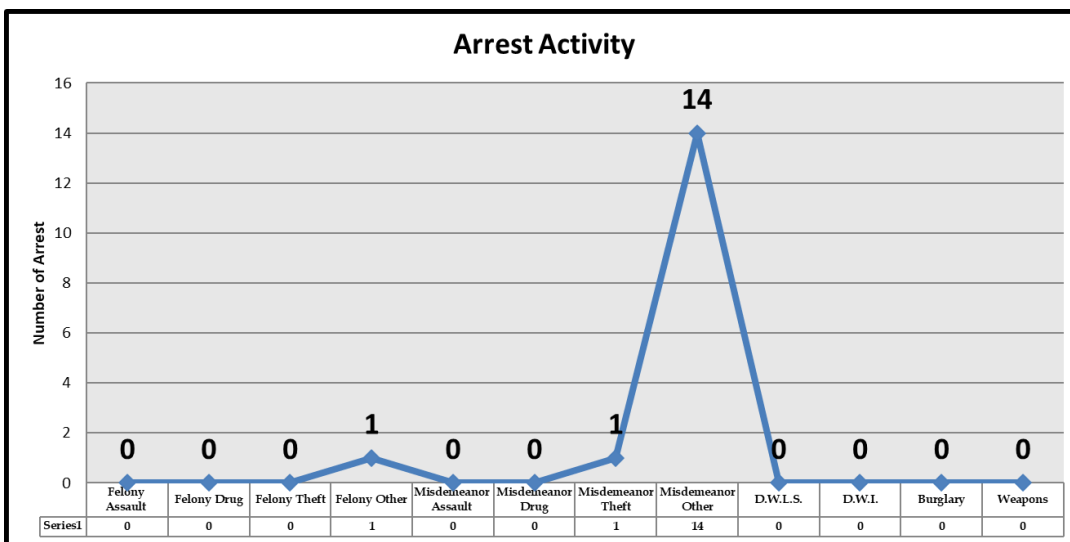
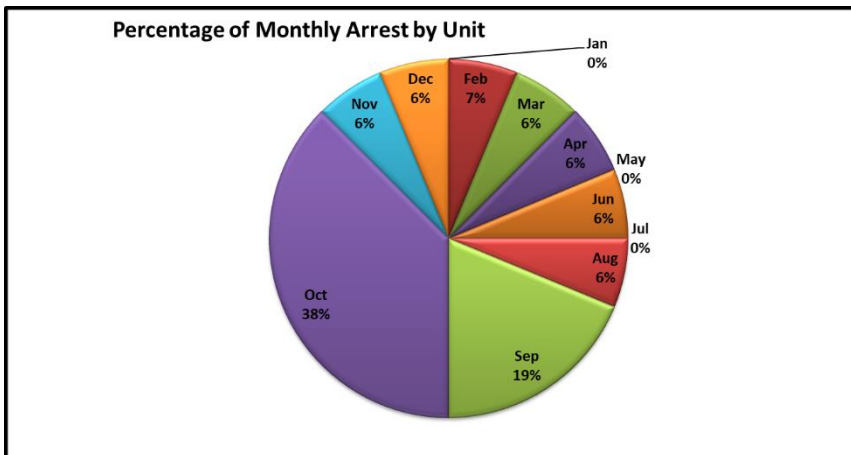
*	Offense/Incident Reports	Jan	Feb	Mar	Apr	May	Jun	Jul	Aug	Sep	Oct	Nov	Dec	TOT
(A)	HP.D. Reports	0	1	0	1	0	1	1	0	0	0	1	2	7
(B)	Harris County Reports	0	1	3	2	0	1	1	3	6	7	0	1	25
(C)	Crash Investigation Reports	0	0	0	0	0	0	1	0	1	0	1	1	4
(D)	<i>Totals</i>	0	2	3	3	0	2	3	3	7	7	2	4	36

Report Generation Percentage:

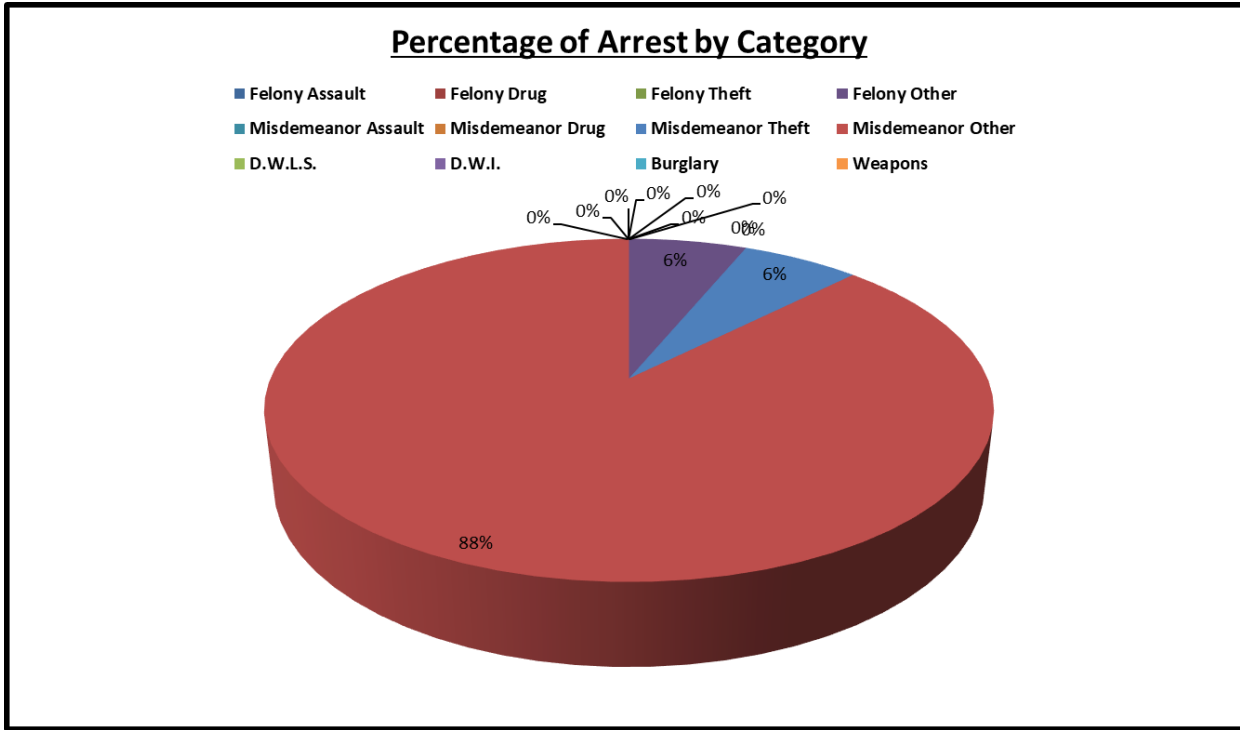


Types of Criminal arrest:

*	Types of Criminal Arrests	Jan	Feb	Mar	Apr	May	Jun	Jul	Aug	Sep	Oct	Nov	Dec
A	Felony Assault	0	0	0	0	0	0	0	0	0	0	0	0
B	Felony Drug	0	0	0	0	0	0	0	0	0	0	0	0
C	Felony Theft	0	0	0	0	0	0	0	0	0	0	0	0
D	Felony Other	0	0	0	0	0	0	0	0	0	1	0	0
E	Misdemeanor Assault	0	0	0	0	0	0	0	0	0	0	0	0
F	Misdemeanor Drug	0	0	0	0	0	0	0	0	0	0	0	0
G	Misdemeanor Theft	0	0	0	0	0	0	0	0	1	0	0	0
H	Misdemeanor Other	0	1	1	1	0	1	0	1	2	5	1	1
I	D.W.L.S.	0	0	0	0	0	0	0	0	0	0	0	0
J	D.W.L	0	0	0	0	0	0	0	0	0	0	0	0
K	Burglary	0	0	0	0	0	0	0	0	0	0	0	0
L	Weapons	0	0	0	0	0	0	0	0	0	0	0	0
M	Totals	0	1	1	1	0	1	0	1	3	6	1	1



Executed Warrant Monthly Total:

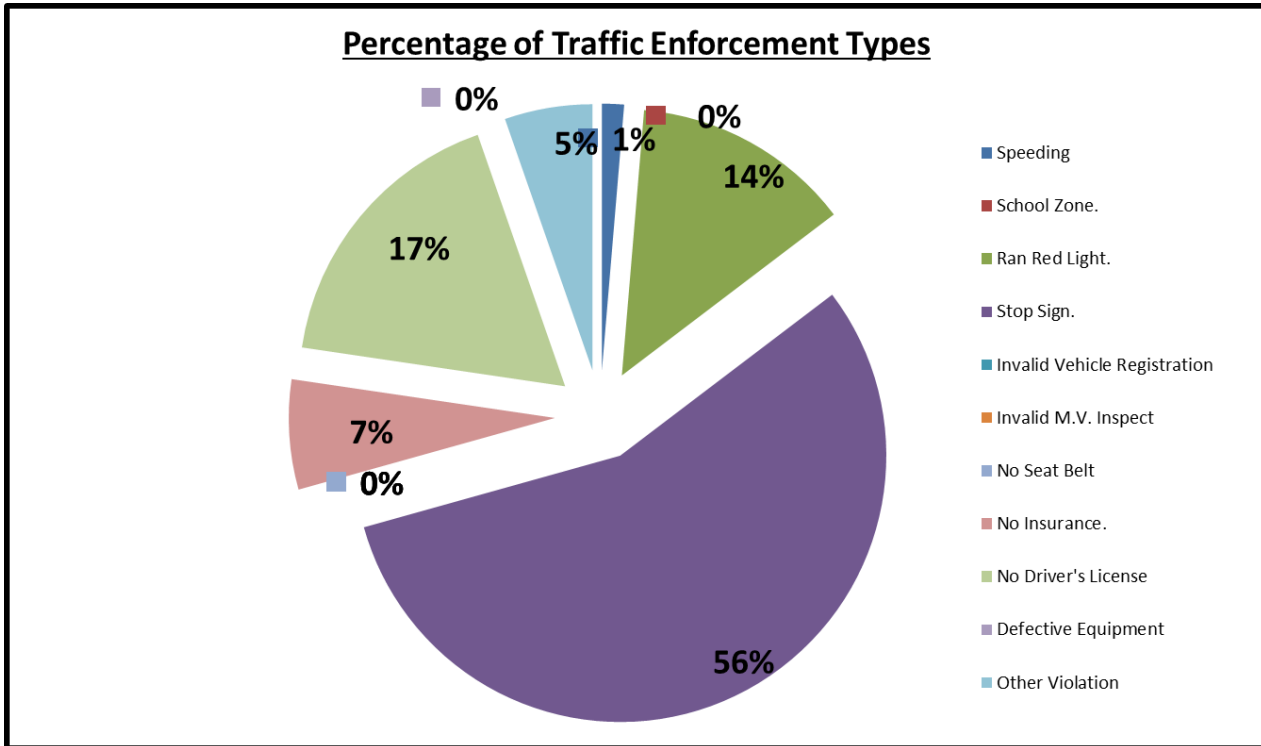


*	Executed Warrants	Jan	Feb	Mar	Apr	May	Jun	Jul	Aug	Sep	Oct	Nov	Dec	TOT
(A)	Felony Warrants	0	0	0	0	0	0	0	0	0	1	0	0	1
(B)	Misdemeanor Warrants	0	2	1	0	0	4	0	2	3	9	1	4	26
(C)	Totals	0	2	1	0	0	4	0	2	3	10	1	4	27

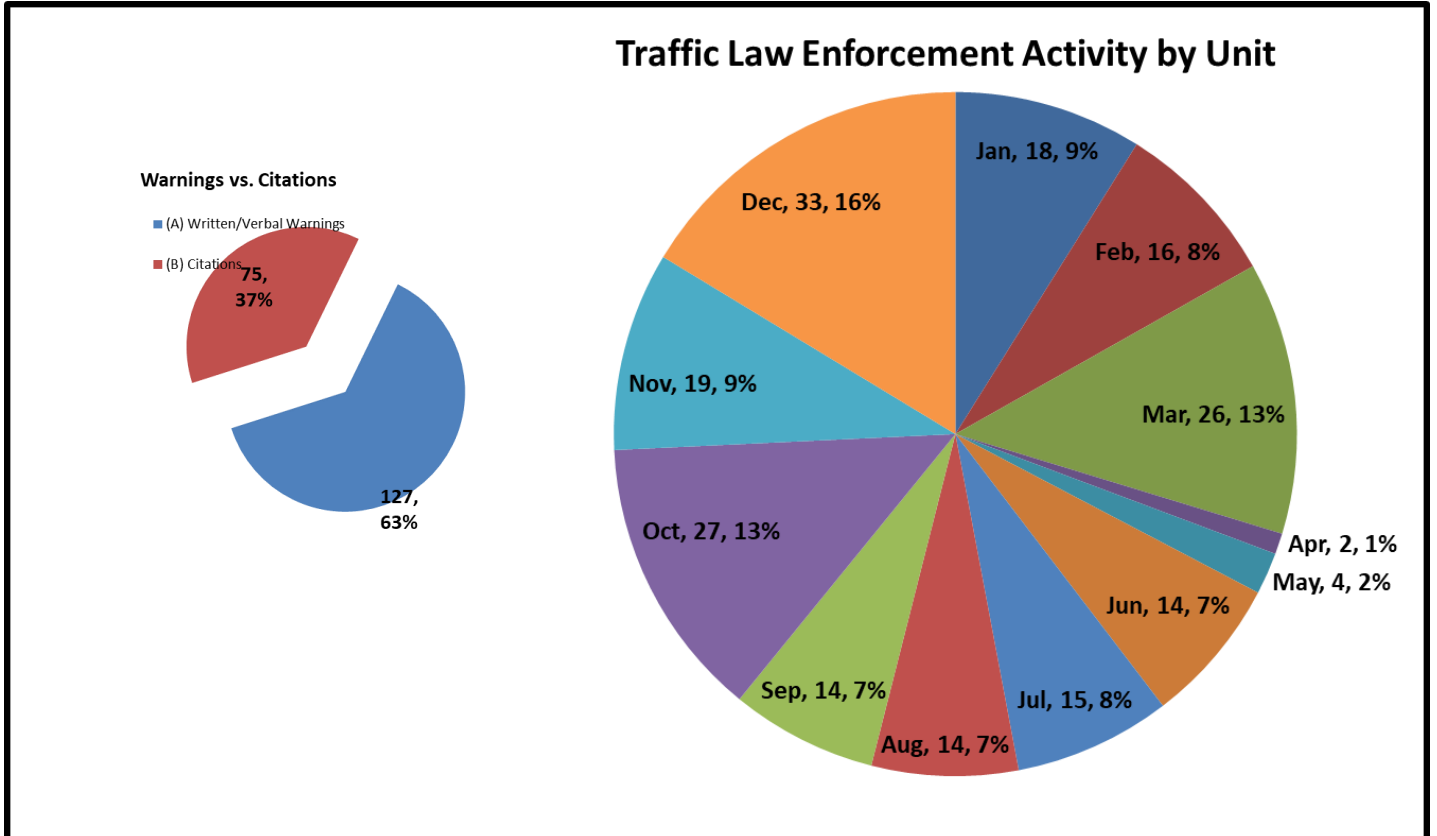
Traffic Law Enforcement Total:

*	Traffic Enforcement	Jan	Feb	Mar	Apr	May	Jun	Jul	Aug	Sep	Oct	Nov	Dec	TOT
A	Speeding	0	0	0	0	0	0	0	1	0	0	0	0	1
B	School Zone.	0	0	0	0	0	0	0	0	0	0	0	0	0
C	Ran Red Light.	2	0	0	0	0	0	0	0	0	1	2	5	10
D	Stop Sign.	0	0	0	0	0	1	1	3	9	16	2	10	42
E	Invalid Vehicle Registration	0	0	0	0	0	0	0	0	0	0	0	0	0
F	Invalid MV. Inspect	0	0	0	0	0	0	0	0	0	0	0	0	0
G	No Seat Belt	0	0	0	0	0	0	0	0	0	0	0	0	0
H	No Insurance.	0	0	0	0	0	0	0	0	0	2	1	2	5
I	No Driver's License	0	0	0	0	0	0	0	2	2	4	2	3	13
J	Defective Equipment	0	0	0	0	0	0	0	0	0	0	0	0	0
K	Other Violation	0	0	0	0	0	0	0	0	0	2	0	2	4
L	Written Warnings	0	0	0	0	0	0	0	0	0	0	0	0	0
M	Verbal Warning	16	16	26	2	4	13	14	8	3	2	12	11	127
N	Citation	2	0	0	0	0	1	1	6	11	25	7	22	75
O	Total Violations	18	16	26	2	4	14	15	14	14	27	19	33	202

Trends and Percentages of Traffic:



Types of Traffic Activity Types:

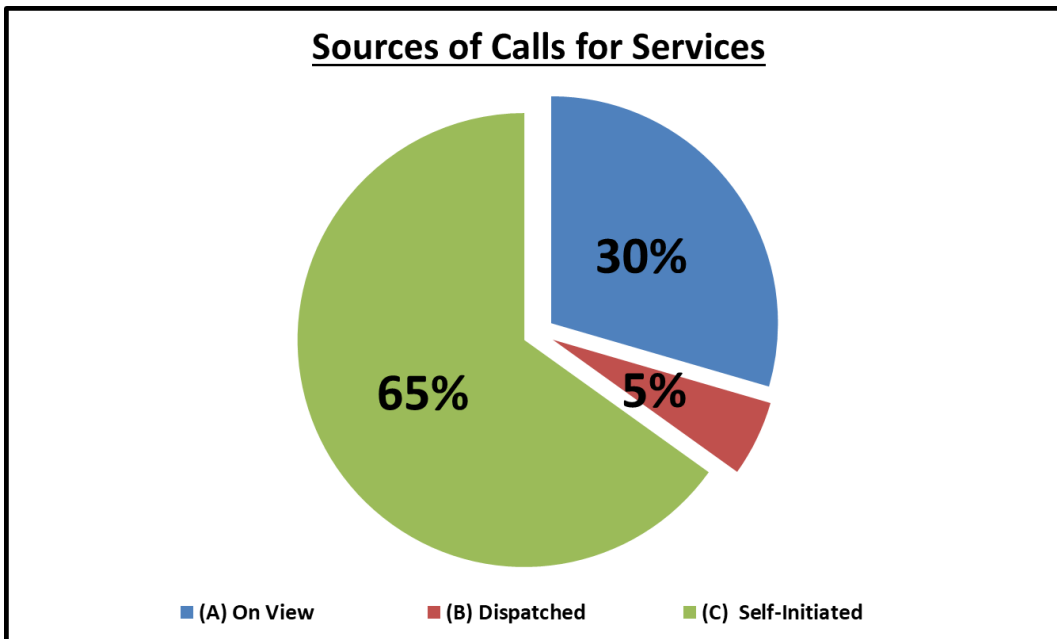


Citations vs. Warnings Monthly Total:

*	<i>Warnings vs. Citations</i>	Jan	Feb	Mar	Apr	May	Jun	Jul	Aug	Sep	Oct	Nov	Dec	TOT
(A)	Written/Verbal Warnings	16	16	26	2	4	13	14	8	3	2	12	11	127
(B)	Citations	2	0	0	0	0	1	1	6	11	25	7	22	75
(C)	<i>Totals</i>	18	16	26	2	4	14	15	14	14	27	19	33	202

Sources of Calls for Service Percentages:

*	Sources of Calls for Service	Jan	Feb	Mar	Apr	May	Jun	Jul	Aug	Sep	Oct	Nov	Dec	TOT
(A)	On View	174	178	104	0	0	54	107	179	143	186	185	211	1521
(B)	Dispatched	35	20	33	8	11	27	19	25	27	17	29	27	278
(C)	Self-Initiated	307	206	289	137	242	295	217	215	423	343	353	330	3357
(D)	Totals	516	404	426	145	253	376	343	419	593	546	567	568	5156



Free Reserve Personnel Time Utilized in Contract Monthly Total:

*	Free Reserve Personnel Time	Jan	Feb	Mar	Apr	May	Jun	Jul	Aug	Sep	Oct	Nov	Dec	TOT
(A)	Totals	0	0	0	0	0	0	0	0	0	0	0	0	0

Mileage Total:

*	Mileage	Jan	Feb	Mar	Apr	May	Jun	Jul	Aug	Sep	Oct	Nov	Dec	TOT
(A)	Totals	1716	1424	1556	566	884	1208	466	1179	1677	1633	1683	1841	15833

LOST HOURS:

1	Sick Time Used	100%	50%	100%	21%	#DIV/0!	0%	58%	91%	25%	0%	50%	100%
2	Vacation Time Used	0%	0%	0%	0%	#DIV/0!	0%	0%	9%	0%	0%	0%	0%
3	Training Time Used	0%	0%	0%	0%	#DIV/0!	0%	0%	0%	0%	0%	0%	0%
4	Compensatory Time Used	0%	50%	0%	79%	#DIV/0!	100%	42%	0%	75%	100%	50%	0%
*	Hours Actually Worked	296	304	296	96	320	200	168	232	288	280	256	264

Monthly Productivity Analysis Report (M.P.A.R.)- Executive Summary:

*	<i>Toll Road Units</i>	Jan	Feb	Mar	Apr	May	Jun	Jul	Aug	Sep	Oct	Nov	Dec	TOT
1	Patrol Activity	516	404	426	145	252	377	343	419	593	546	567	568	5156
2	Security Checks	458	347	392	145	252	351	283	292	482	442	454	429	4327
3	C.I.T. Interactions	0	0	0	0	0	0	0	0	0	0	0	0	0
4	Offense/Incident Reports	0	2	3	3	0	2	3	3	7	7	2	4	36
*	<i>Total Service Calls</i>	974	753	821	293	504	730	629	714	1082	995	1023	1001	9519
5	Criminal Arrests	0	1	1	1	0	1	0	1	3	6	1	1	16
7	Citations Issued	2	0	0	0	0	1	1	6	11	25	7	22	75
8	Written & Verbal Warnings	16	16	26	2	4	13	14	8	3	2	12	11	127
*	<i>Enforcement Services Calls</i>	18	17	27	3	4	15	15	15	17	33	20	34	218
*	<i>Total Hours</i>	320	320	320	320	320	320	320	320	320	320	320	320	3840
1	Sick Time Used	24	8	24	48	0	0	88	80	8	0	32	56	368
2	Vacation Time Used	0	0	0	0	0	0	0	8	0	0	0	0	8
3	Training Time Used	0	0	0	0	0	0	0	0	0	0	0	0	0
4	Compensatory Time Used	0	8	0	176	0	120	64	0	24	40	32	0	464
*	<i>Hours Actually Worked</i>	296	304	296	96	320	200	168	232	288	280	256	264	3000
*	<i>Unit Productivity Ratio</i>	3.4	2.5	2.9	3.1	1.6	3.7	3.8	3.1	3.8	3.7	4.1	3.9	3.2

Summaries :

01.	DECEMBER 03, 2021	20:00 HOURS	WARRANT ARREST		DEPUTY C. JOLIVETTE	
	EVENING SHIFT:	9300 CLARIDGE DR.	BBVW	"M"	HC:	2112-00027
<p>On December 03, 2021, a Friday, at approximately 2022 hours, while on patrol in the "Braeburn Valley West Contract", I, Deputy C. Jolivette, was performing routine patrol and law enforcement services when I (Deputy C. Jolivette) observed a traffic violation. Deputy initiated a traffic stop on violator for running the Stop Sign at Claridge Dr. and Consuela Dr. Deputy then gathered and ran information on violator. Info showed the violator to have several warrants for her arrest. Deputy placed subject into custody. One female subject was arrested and jailed for warrants by deputy. Report Generated. The patrol activity type is "PAT=P".</p>						

Sergeant T. Roe 87S02

Sgt. T.Roe , 87S02
 Neighborhood Contract Division, Division Supervisor
 Harris County Constable's Office of Precinct "7"