

Outer Star



Fabric & Cutting

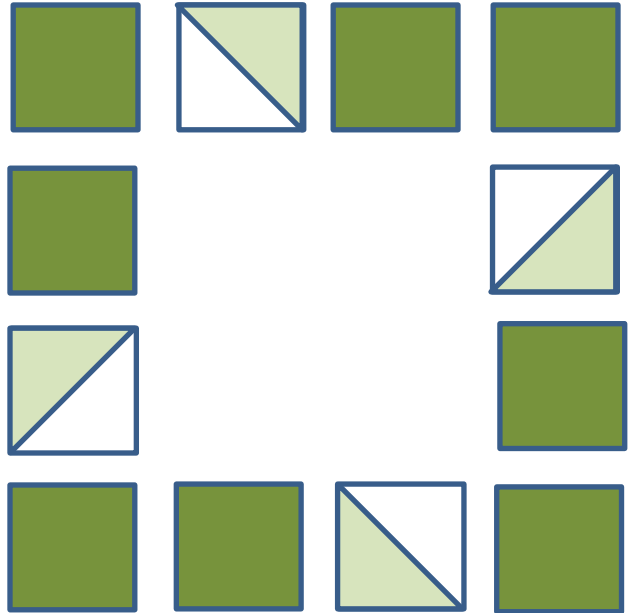
	7"	
Background	14"	
Dark Green	33½"	
Light Green	46"	

Cutting Instructions

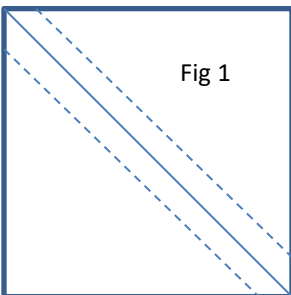
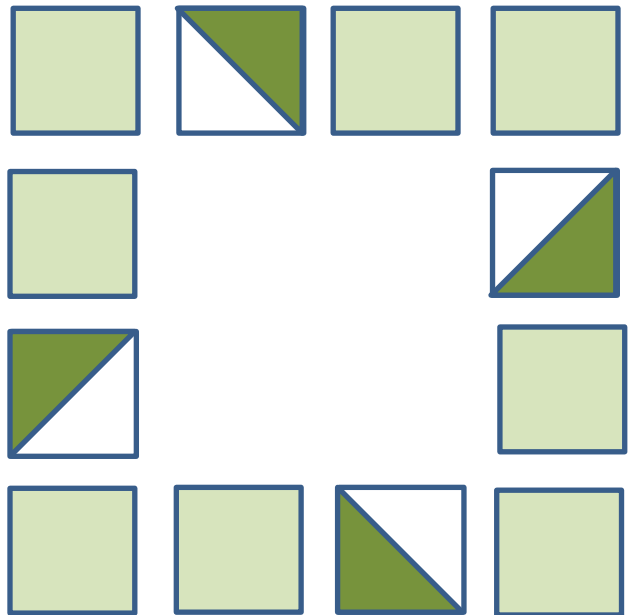
	7" WOF	6½" WOF
Background	2	0
Dark Green	2	3
Light Green	1	6

Sub-cut into	7"	6½"
Background	12	0
Dark Green	8	16
Light Green	4	32

Layout A



Layout B



Instructions

- Using the 7" squares make the required number of half square triangle blocks. Fig 1.
- Trim these blocks to 6½" & layout blocks as shown above around picture blocks.
- Make 2, A blocks and 4, B blocks.
- The finished blocks measure 24½" square.

# half sq triangle blocks	6½"
Background/Light Green	8
Background/Dark Green	16