

# **fw** Reefer



THERMO KING & CARRIER COMPATIBLE  
REEFER DOORS, PANELS & GRILLES



1-877-623-5338  
[www.fwreefer.com](http://www.fwreefer.com)

# Transicold Ultra / Supra Compatible Doors & Panels

**fw**Reefer

1-877-623-5338

sales@fwreefer.com

www.fwreefer.com



## Compatible Doors & Panels for Transicold Ultra

### 1. Ultra Lower Curb Side Panel

**FW1358**

Other Known Part Numbers: Carrier ® 1313FG  
Also Fits: GENESIS TM900, GENESIS TM1000  
Ultra XT, Extra XT



### 2. Ultra Curb Side Center Front Panel

**FW1302**

Other Known Part Numbers: Carrier ® 1302  
Fits Models: ULTRA, TRANSCICOLD  
Also Fits: GENESIS TM900, GENESIS TM1000  
Ultra XT, Extra XT



### 3. Ultra Road Side Center Front Panel

**FW1301**

Other Known Part Numbers: Carrier ® 1301  
Fits Models: ULTRA, TRANSCICOLD  
Also Fits: GENESIS TM900, GENESIS TM1000  
Ultra XT, Extra XT



### 4. Ultra Lower Roadside Panel

**FW1314**

Other Known Part Numbers: 1314FG  
Fits Models: ULTRA  
Also Fits: GENESIS TM900, GENESIS TM1000  
Ultra XT, Extra XT



## Carrier Supra Compatible Panel

### 1. Carrier Supra Panel

**FW1201**

Other Known Part Numbers: RS1201FG  
Fits Models: Supra  
Also Fits: Supra 644, Supra 744, Supra 844



Our entire product line of reefer doors and panels is made to fit the exact specifications of the OEM originals but at an affordable cost. We save companies thousands of dollars annually!

# SB II /III Compatible Doors & Panels



SB II/III Compatible Reefer Doors and Panels

**fw** Reefer

1-877-623-5338

[www.sales@fwreefer.com](mailto:www.sales@fwreefer.com)

[www.fwreefer.com](http://www.fwreefer.com)

## Doors & Panels for SB II / III Units

### 1. SB II Top Cap

**FW2747**


Other Known Part Numbers: 98-5208  
Fits Models: SB II & III Units



### 2. SB II Center Panel

**FW3032**

Other Known Part Numbers: 98-5283  
Fits Models: SB II & III Units




### 3. SB II Lower Curbside Panel

**FW2748**



Fits Models: SB II & III Units


**FW4478P**



Fits Models: SB II & III Units

### 4. SB II Lower Roadside Control Panel

**FW4487-P**



Other Known Part Numbers: 98-4487  
Fits Models: SB II & III Units

**FW2978**




Other Known Part Numbers: 98-4091  
Fits Models: SB II & III Units

### 6. SB II Roadside Front Door


**FW4489**

Other Known Part #: 98-5401  
Fits: SB II & III Units  
(Lower latch cut out)



**FW3031**


Other Known Part #: 98-3031  
Fits: SB II & III Units  
(Center latch cut out)



### 5. SB II Curbside Front Door

**FW3030**

Other Known Part Numbers: 98-4480  
Fits Models: SB II & III Units



# SB Series Compatible Doors & Panels

Including: SB 110, 210, 310, 400 & Spectrum SB only



**fw** Reefer

1-877-623-5338

sales@fwreefer.com

www.fwreefer.com


Our entire product line of reefer doors and panels are made to fit the exact specifications of the OEM original but at an affordable cost. We save companies thousands of dollars annually!

## Doors and Panels for SB series Reefers

### 1. SB Top Cap

**FW5755**

Other Known Part #: 98-6769  
Fits Models: SB Units  
SB-100, SB-110, SB-190, SB-200  
SB-200TG, SB-210, SB-230  
SB-300, SB-310, SB-400



### 2. SB Grille Curbside

**FW7302**


Other Known Part #: 98-6083  
Fits Models: SB Units  
SB-100, SB-110, SB-190  
SB-200, SB-200TG, SB-210  
SB-230, SB-300, SB-310, SB-400



### 3. SB Grille Roadside

**FW7474**

Other Known Part #: 98-7197  
Fits Models: SB Units  
SB-100, SB-110, SB-190  
SB-200, SB-200TG, SB-210  
SB-230, SB-300, SB-310, SB-400



### 4. SB Top Center Door

**FW5757**

Other Known Part #: 98-7059  
Fits Models: SB Units  
SB-100, SB-110, SB-190, SB-200  
SB-200TG, SB-210, SB-230  
SB-300, SB-310, SB-400



### 5. SB 200 Curbside Front Door

**FW5763**

Other Known Part #: 98-5763  
Fits Models: SB Units  
SB-100, SB-110, SB-190  
SB-200, SB-210, SB-230, SB-300  
SB-310, SB-400



(continued on next page)

# SB Series Compatible Doors & Panels

Including: SB 110, 210, 310, 400 & Spectrum SB only

(Continued)



Our entire product line of reefer doors and panels are made to fit the exact specifications of the OEM original but at an affordable cost. We save companies thousands of dollars annually!

**fw** Reefer

1-877-623-5338

sales@fwreefer.com

www.fwreefer.com

## Doors and Panels SB series Reefers

### 6. SB Roadside Center Door

**FW5764**

Other Known Part #: 98-7058

Fits Models: SB Units

SB-100, SB-110, SB-190, SB-200


SB-200TG, SB-210, SB-230

SB-300, SB-310, SB-400



### 7. SB Roadside Panel

**FW7078** (small opening)



**FW5761** (large opening)



Other Known Part #: 98-6457, 98-4091

Other Known Part Numbers: 98-7079

Fits Models: SB Units SB-100, SB-110, SB-190, SB-200, SB-200TG, SB-210, SB-230,

SB-300, SB-310, SB-400

### 8. SB Curbside Panel

**FW5762**

Other Known Part #: 98-5762

Fits Models: SB Units

SB-100, SB-110, SB-190, SB-200

SB-200TG, SB-210, SB-230, SB-300

SB-310, SB-400



### 9. SB Bottom Pan

**FW7057**


Other Known Part #: 98-5756, 98-7077

Fits Models: SB Units


SB-100, SB-110, SB-190, SB-200

SB-200TG, SB-210, SB-230, SB-300

SB-310, SB-400



# SB Series Compatible Hardware & S-3 Unit Panels




HINGE FOR ROAD SIDE PANEL  
**FWR2T61**

Other Known Part Numbers: 92-1137  
Fits Models: SB Units  
Used for Part # FW5761 & FW7078


## All Hinges Fit:

**SB-100**  
**SB-110**  
**SB-190**  
**SB-200**  
**SB-210**  
**SB-230**  
**SB-300**  
**SB-310**  
**SB-400**




HINGE FOR CURBSIDE PANEL  
**FWR2T62**

Other Known Part Numbers: 92-1137, 92-1136  
Fits Models: SB Units  
Used for Part # FW5762



HINGE FOR CURBSIDE CENTER DOOR  
**FWR2T63**

Other Known Part #: 92-1129  
92-1130, 99-8100, 55-5601  
Fits Models: SB Units  
Used for Part # FW5763



HINGE FOR ROADSIDE PANEL  
**FWR2T64**

Other Known Part #: 92-1133  
92-1134, 99-5100, 55-5601  
Fits Models: SB Units  
Used for Part # FW5764



## 1. EVAPORATOR COVER BACK WITH SCREENS

**FW1448FG**


Other Known Part #: 92-1448, 98-7979  
Fits Models: S-3 Units



## 2. EVAPORATOR COVER FRONT

**FW1450FG**

Other Known Part : 92-1450, 98-7977  
Fits Models: S-3 Units, 92-1450, 98-7977



**fwReefer**

1-877-623-5338

sales@fwreefer.com

www.fwreefer.com

# Thermo King Precedent

## Compatible Doors & Panels

**NEW**

**fwReefer**

1-877-623-5338

sales@fwreefer.com

www.fwreefer.com



Our entire product line of reefer doors and panels are made to fit the exact specifications of the OEM original but at an affordable cost. We save companies thousands of dollars annually!

### Compatible Doors & Panels for Precedent Units

#### 1. Roadside Center Door

**FW9120**

Other Known Part Numbers: 98-9120



#### 2. Curbside Center Door

**FW9121**

Other Known Part Numbers: 98-9121



#### 3. Roadside Outer door

**FW9122**

Other Known Part Numbers: 98-9122



#### 4. Curbside Outer Door

**FW9123**

Other Known Part Numbers: 98-9123



#### 5. Bottom Pan

**FW1224**

Other Known Part Numbers: 93-1224



#### 6. Top Cap – Roadside

**FW8967FG**

Other Known Part Numbers: 98-8967



#### 7. Top Cap –Curbside

**FW8966FG**

Other Known Part Numbers: 98-8966



#### 8. Top Center Door

**FW9116FG**

Other Known Part Numbers: 989116



# SIZE, WEIGHT & DIMENSIONS

FW #	OEM #	Item/Description	length inches	width inches	height inches	weight lbs.
<b>Thermo King Compatible Doors &amp; Panels SB II/III</b>						
FW3030	98-2747	SB-II/III Curbside Front Door	33	6	32	13
FW3031	98-3031	SB-II/III Roadside Front Door	33	6	32	14
FW4489FG	98-5401	SB-II/III Roadside Front Door, lower latch assy	33	6	32	14
FW2748	98-2748	SB-II/III Lower Curbside Panel	33	6	20	10
FW4478P	98-4478	SB-II/III Lower Curbside Panel (Replaces Plastic)	31	6	20	8
FW2978	98-2978	SB-II/III Lower Roadside Panel	33	6	20	5
FW4487P	98-4487	SB-II/III Lower Roadside Control Panel (Replaces Plastic)	31	6	20	8
FW3032	98-5283	SB-II/III Top Center Door	52	6	37	33
FW2747	98-2747	SB-II/III Top Cap	76	12	21	16
<b>Thermo King Compatible SB200 Series</b>						
FW5755FG	98-6769	SB200 Top Cap	25	12	79	17
FW5757FG	98-7059	SB200 Top Center Door	58	6	34	30
FW7078FG	98-7078	SB200 Roadside Control panel (smaller opening)	43	5	31	17
FW7057FG	98-7057	SB200 Bottom Pan	77	5	24	24
FW5761FG	98-7079	SB200 Roadside Panel (large opening)	43	5	31	15
FW5762	98-5762	SB200 Curbside Panel	43	5	31	16
FW5763FG	98-5763	SB200 Curbside Front Door	43	5	31	17
FW5764FG	98-7058	SB200 Roadside Front Door	43	5	31	18
FW7302FG	98-7302	SB200 Honeycomb Grille Curbside	48	25	7	16
FW7474FG	98-7197	SB200 Honeycomb Grille Roadside	48	25	7	16
<b>Compatible Carrier Doors &amp; Panels</b>						
FW1301FG	1301	Ultra Roadside Lower Center Front Door	43	5	30	17
FW1302FG	1302	Ultra Curbside Lower Center Front Door	43	5	30	17
FW1358FG	1358	Ultra Lower Curbside Panel	43	5	30	17
FW1314FG	1314	Ultra Lower Roadside Panel	33	6	20	12
FW1201FG	RS1201FG	Carrier Supra Panel				
<b>Thermo King SPECTRUM S-3 Unit Compatible Panels</b>						
FW1448FG	92-1448	Evaporator Cover S-3 Back	46	7 1/2	27	19
FW1450FG	92-1450	Evaporator Cover S-3 Front	25	13	32	11
<b>Compatible Hinge Set for Thermo King SB Units</b>						
FWR2T63		Hinge Set For FW5763				
FWR2T64		Hinge Set For FW5764				
FWR2T61		Hinge Set For FW5761 & FW7078				
FWR2T62		Hinge Set For FW5762				



1-877-623-5338

sales@fwreefer.com

## SIZE, WEIGHT & DIMENSIONS

FW #	OEM #	TK Precedent Compatible Doors & Panels	Length inches	Width inches	Height inches	Weight lbs.
FW 1224	93-1224	Bottom Pan	84	4.5	25	24
FW 9120	98-9120	Roadside Center Door	33	6	32	13
FW 9121	98-9121	Curbside Center Door	33	6	32	14
FW 9122	98-9122	Roadside Outer Door	43	5	31	14
FW 9123	98-9123	Curbside Outer Door	43	5	31	14



# fwReefer



## THERMO KING & CARRIER COMPATIBLE REPLACEMENT DOORS & PANELS

Lower Priced • Exact Fit • High Quality

FW Reefer offer less expensive price point options for aftermarket replacement fiberglass doors and panels in the refrigeration trucking industry. Our Entire product of reefer doors and panels are made to fit the exact specifications of OEM originals but at a fraction of the cost

FW Reefer doors and panels are reinforced with steel for superior strength and durability, and each reefer door and panel is meticulously painted in a gel-coat automotive finish. There are no modifications necessary on any item in our product line. We offer worldwide shipping for our products to better serve you.

## CONTACT US TODAY FOR FURTHER DETAILS



Visit [www.fwreefer.com](http://www.fwreefer.com) to view or full online catalogue



1-877-623-5338

FW Reefer 6810 Kitimat Road Unit #28  
Mississauga, Ontario L5N 5M2 Canada  
Tel: 905-362-9333 Fax: 905-817-1987 Toll Free: 1-877-623-5338  
Email: [sales@fwreefer.com](mailto:sales@fwreefer.com) Online: [www.fwreefer.com](http://www.fwreefer.com)



[www.fleetwide.ca](http://www.fleetwide.ca)

All trademarks, patented processes, product names, and company names or logos used or appearing on this catalogue are the property of their respective owners. Appearance of or reference to any company, products, services, processes or other information, by trade name, trademark, logo, manufacturer, supplier or otherwise does not constitute or imply endorsement, sponsorship or recommendation by FW Reefer