

M42A1 Duster in SC ARMY NG SERVICE

The 2nd Battalion, 263 ADA Brigade, SC Army NG was the last organization in the US military to employ the M42 Duster in actual service. In about 1988 the 2/263ADA began transitioning from the M42 to the Stinger, and the last live fire exercise with the Dusters was conducted at Camp Blanding, FL in that year.

By the end of 1988, the Dusters were withdrawn from service, fully replaced by the Stinger and Hawk missile systems. (The Hawk missile system was withdrawn from service the following year.)

A very interesting and detailed account of the M42 in service with C Battery, 2/263 ADA, SCARNG can be found at: http://charliebatteryoletimers.com/Unit_History.html

Suggested Kit: 1:35 scale, AFV Club, AF35042, M42A1 Duster “Late Type”

Recommended changes / additions to kit to replicate M42 Duster in service with the SCARNG, late 1980’s–

- 1) Camouflage and Markings: MERDC, US & Europe Winter – Verdant. Camouflage is hard-edged and conforms closely to official pattern. Pattern in kit instructions, pg. 19, is correct.**
- 2) Add the external Infantry Phone Box to the rear hull (L7 + L8 + L16 + L20 + L25 + L31). Do not use the 3.5” Bazooka & Rocket Storage Boxes (L40 and L11+L21). These parts are located on the L sprue but not shown in the instructions. Consult references.**
- 3) Add the exhaust deflectors, B26 + B31, to the exhaust pipes on mufflers ends, A11. Face the exhaust deflectors up. These parts are not shown in the instructions. Consult references.**
- 4) Use the “late” or “final type” 3-prong flash hiders. These are provided by optional parts B17 X 3 + B44. These parts are note shown in the instructions. Consult references.**
- 5) Use two antenna base parts A12. Do not use antenna base part A14 or mount D3, as shown in instructions, Step 40, pg. 16. Fill holes for mount D3.**
- 6) Main gun barrels are camouflage IAW official pattern.**
- 7) Spare track links, L24, are painted black.**
- 8) The auxiliary generator muffler, part L26, Step 23, pg. 11, is painted black for corrosion protection, but its exhaust pipe is left in bare, rusty metal.**

All photo credits: John Sherrer.

Research: Mike Roof

M42A1 Duster in SC ARMY NG SERVICE

**MERDC –
(Mobility Equipment Research
And Development Center)**

US & Europe Winter – Verdant

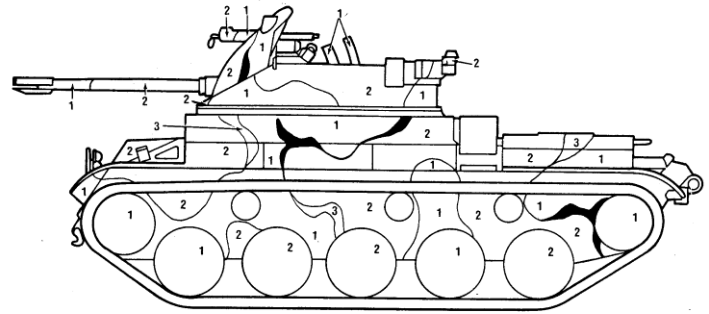
Forest Green	FS 34079	#1
Field Drab	FS 30118	#2
Sand	FS 30277	#3
Black	FS 37038	As Shown

NOTES:

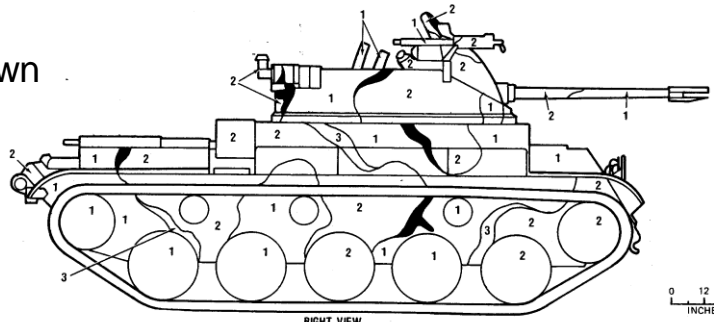
Pattern Shown on Page 19 of the AFV Club M42A1 Duster "Late Type" kit AF35042 Instructions Conforms to the Official Pattern.

SC Army NG (SCARNG) M42 Dusters MERDC Camouflage were painted "Hard Edged" and Conformed Closely to Official Pattern.

Compare Patterns



LEFT VIEW

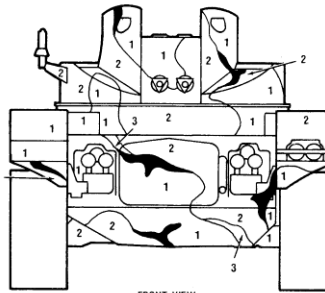


RIGHT VIEW

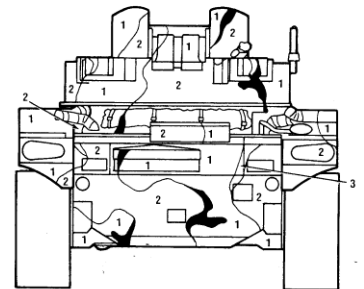


TA031685

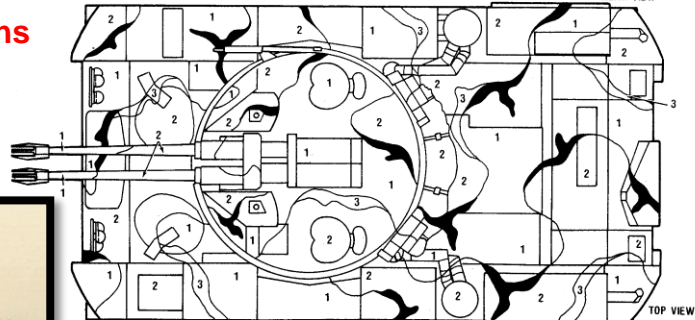
Figure 92. Gun self-propelled, full-tracked: Twin, 40-MM, M42. (1 of 2)



FRONT VIEW



REAR VIEW



TOP VIEW



TA031686

Figure 93. Gun, self-propelled, full-tracked: twin, 40-mm, M42. (2 of 2)



Photo Credit: John Sherrer

M42A1 Duster in SC ARMY NG SERVICE

SC ARNG

4th Platoon, Battery C, 2nd Battalion, 263 ADA

Ser. No. 12G167

151BDE

2AW2C

C-27

24 ★


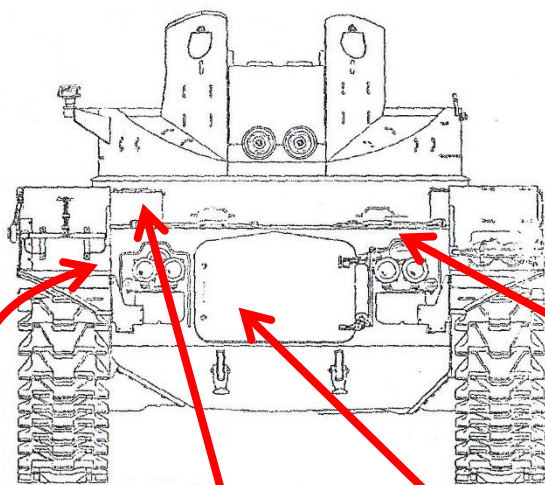



Photo Credit: John Sherrer




C-27



**151BDE
2AW2C**



24 ★



12G167

NOTES:

Ser. No. 12G167 probably repeated on the opposite hull side.

Bumper Numbers, 151BDE 2AW2C C-27 were likely repeated on the rear Fenders in the same order, left to right.

2AW2C stands for: 2nd Battalion, Automatic Weapons, C Battery

In 1985, the 2/263 ADA was assigned to The 151 Field Arty Brigade (151BDE).

This assignment as part of the 2/262 ADA alignment with the 26th INF DIV, 43 INF BDE.

M42A1 Duster in SC ARMY NG SERVICE

SC ARNG

1st(?) Platoon, Battery C, 2nd Battalion, 263 ADA

Ser. No. Unknown

151BDE 2AWC

C-9

24 ★


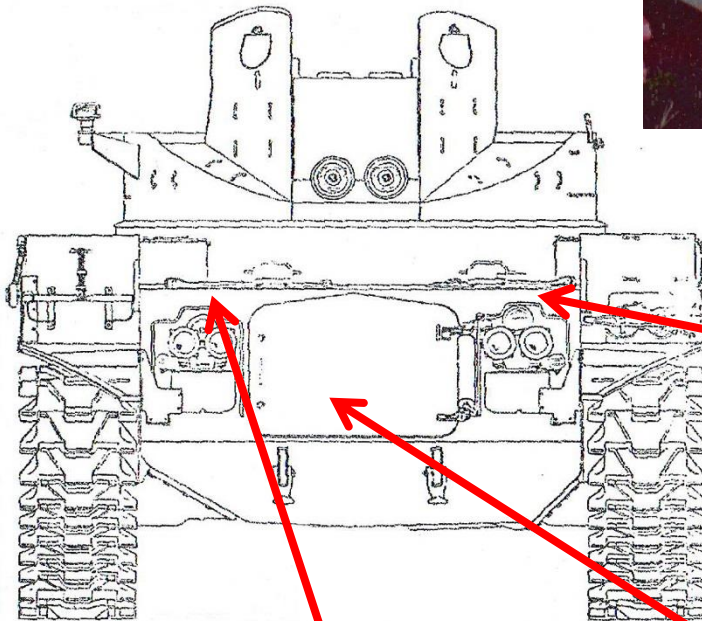




Photo Credit: John Sherrer



C-9



151BDE 2AW2C



24 ★

Same Notes as for 151BDE 2AWC C-27 apply here.

M42A1 Duster in SC ARMY NG SERVICE

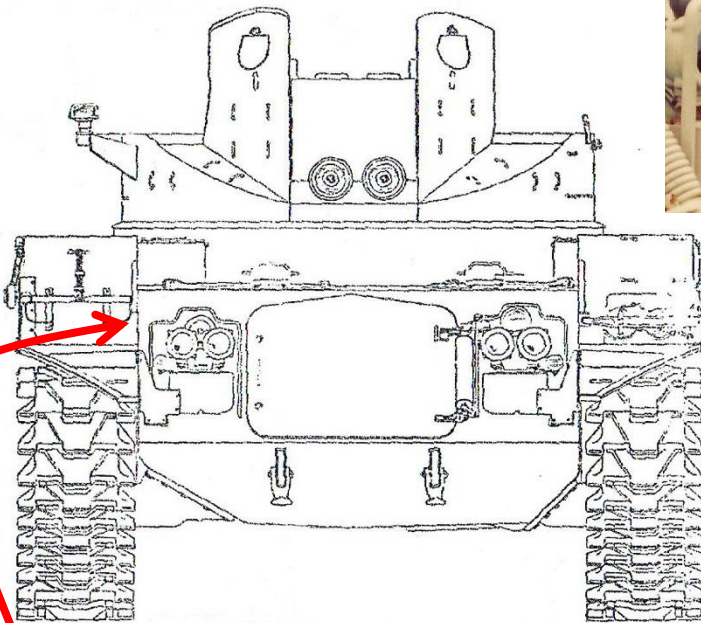
SCARNG

3rd Platoon, Battery C, 2nd Battalion, 263 ADA

Ser. No. 12G142



Photo Credit: John Sherrer



NOTES: Vehicle Numbers for
3 PLT, Btry C, 2 BN, 263 ADA,
ca. 1988 were –

Type	Ser. No.	Veh. No.
M151A2	2P8603	C-19
¼ ton Tlr	6U4064	CT-19
M151A2	02H78772	C-20
M42	12G190	C-21
M42	12G290	C-22
M42	12G142 *	(no ind. no.)

* Subject of these photos.

** See following platoon rosters from
1983 and 1988.



12G142

M42A1 Duster in SC ARMY NG SERVICE

3 PLATOON BTRY C 2D BQ(AH)(SP) 263D ADA

PLATOON LEADER Lt. Andrew McLeod

PLATOON SERGEANT PSG Joe Pilgrim

* SR VOICE RADIO OP Sp4 Mike Satterfield

** VOICE RADIO OP Pfc Keith Luedeman

1st SQUAD LEADER SSG Buddy Bryant 2nd SQUAD LEADER SSG Mike Reeves

GUNNER Sgt. Bryant Black GUNNER Sgt. Doug Masters

P M DRIVER SP4 Darren Powell P M DRIVER Sp4 Steve Whitmire

CANNONEER Pfc. Frankie James CANNONEER PFC. Rickey McWhorter

Pvt. Christopher Austin → * SP4 Mike Satterfield *Sp4 Tommy Selman* → Pfc. Ronnie Owens

3rd SQUAD LEADER SSG Wilton King 4th SQUAD LEADER SSG John Kilpatrick

GUNNER Sgt. Charlie Dilworth GUNNER SGT. Donnie Whitmire

P M DRIVER SP4 Tommy Crawford P M DRIVER Sp4 Bennett Lesley

CANNONEER PVT. Tony Collins CANNONEER PFC. Steve Patterson

** Pfc. Keith Luedeman PVT. James Denton

(Active Duty) complete: Pvt. ~~Lauren~~ Earl Pvt. Robert Warren; PVT. John Owens

ASSIGNED EQUIPMENT

1/4 TON 2F8603 C-19/ TRAILER CUL061 (CT-19)

1/4 Ton 02H78772 C-20

M42 12G190 C-21

M-42 12G290 C-22

Gen. Set Gas Eng. 1.5KW 28V DC**DC7430-3726

Gen. Set Gas Eng. 3KW 28V DC**DC7430-0168

1/4 TON 2F8603 C-19

Driver: Sp4 Mike Satterfield

Asst: Sp4 Bennett Lesley

1/4 TON 02H78772 C-20

Driver: PFC Keith Luedeman

Asst. PFC. Rickey McWhorter

PFC --- SPl = 9 Mos. SP4 --- SPl = 12 Mos. SGT --- SSG = 15 Mos.

*This platoon roster dates from 1983.

M42A1 Duster in SC ARMY NG SERVICE

DATE: 1 NOV. 88

3RD PLATOON - BTRY C 2D BN (AW) (SP) 263 ADA

PLATOON LEADER2 LT. RICHARD BOTTOMS
PLATOON SERGEANTPSG JOSEPH N. PILGRIM
SR VOICE RADIO OP.....
VOICE RADIO OP.....

1st Squad Leader SSG Wilton King

Gunner..... SP4 Robert Warren

P M Driver..... SP4 Steve Whitmire

Cannoneer..... PFC Billy Martin
PFC Jimmy Hill

3rd Squad Leader: SSG Charlie Dilworth

Gunner.....

P M Driver..... SP4 Roger Harris

Cannoneer..... PFC Steve Patterson
SP4 Jerry Martin

2nd Squad Leader SSG Albert Fleming

Gunner..... SGT Harold Walker

P M Driver..... PFC Billy Gibson

Cannoneer..... PVT Rusty Altman

4th Squad Leader SSG Gary Fraley

Gunner..... SGT Steve Chapman

P M Driver..... SP4 Mark Richardson

Cannoneer..... PFC Ike Watson

RECRUITS: _____

EQUIPMENT:

M4212C190 C-21
M4212C290 C-22
M4212C142

DRIVERS:

DRIVER: _____
ASST: _____

DRIVER: _____
ASST: _____

DRIVER: _____
ASST: _____

*Based on photos and previous roster, I assume that the serial numbers with "C" vice "G" are typo

M42A1 Duster in SC ARMY NG SERVICE

SCARNG

Battery A, 2nd Battalion, 263 ADA

Ser. No. 40228534

LIFT HERE

2/263 ADA over

NSN 2350 00 019 4791

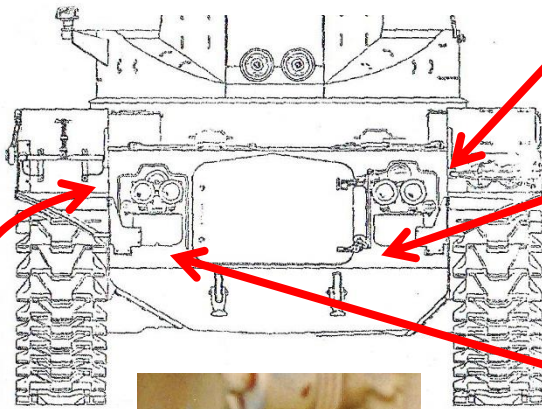
A ?

LIFT HERE



40228534

NOTE: Battery is "A" but Vehicle Number is Not Visible in Photo



A- ?



2/263ADA

2350 00 019 4791



2/263ADA
2350 00 019 4791



**LIFT
HERE
40228534**

Note: LIFT HERE would be assumed to be stenciled at all four lifting loop locations – two each on front and rear.

M42A1 Duster in SC ARMY NG SERVICE

SC ARNG

Battery Unknown*, 2nd Battalion, 263 ADA

Ser. No. Unknown

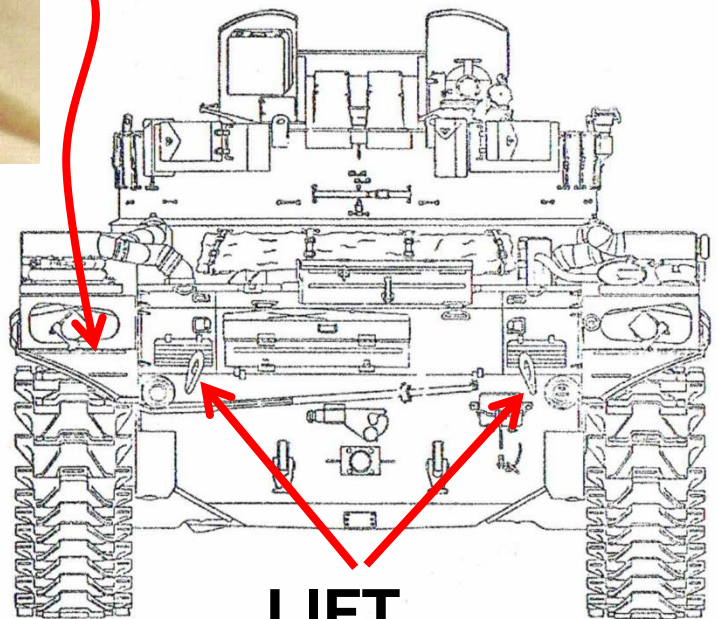
2/263 ADA



2/263ADA

(Top of left rear fender)

Photo Credit: John Sherrer



**LIFT
HERE**

Note: The assumed LIFT HERE markings would likely be located under these lifting eyes.

- My assumption is that this is another A or C Battery vehicle based on the known location and time that the photos were taken. Note that the earlier A battery M42 is also marked 2/263 ADA.

M42A1 Duster in SC ARMY NG SERVICE

SCARNG

4th Platoon, Battery C, 2nd Battalion, 263 ADA

Ser. No. Unknown

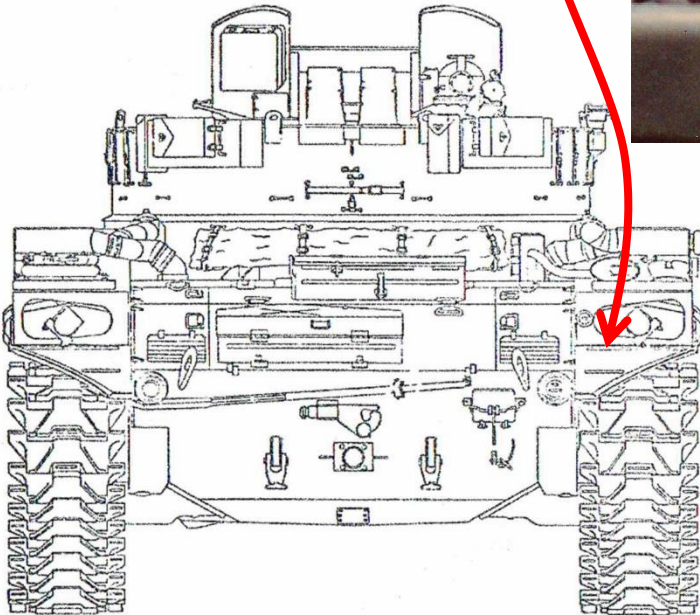
C3I (assumed)



C3I

(Top of right rear fender)

Photo Credit: John Sherrer



Notes:

This is a different vehicle from that shown with the rear fender marking 2/263ADA.

Also note the installed Infantry Phone Box.

M42A1 Duster in SC ARMY NG SERVICE

So, where does all of this leave us?

Seven sets of known (or confidently assumed) M42A1 Duster markings, all black:

1/C/2/263	3/C/2/263	3/C/2/263	4/C/2/263	3/C/2/263	4/C/2/263
151BDE	151BDE	151BDE	151BDE	151BDE	151BDE
151BDE	151BDE	151BDE	151BDE	151BDE	151BDE
2AW2C	2AW2C	2AW2C	2AW2C	2AW2C	2AW2C
2AW2C	2AW2C	2AW2C	2AW2C	2AW2C	2AW2C
C-9	C-21	C-22	C-27	24 ★	C-31
C-9	C-21	C-22	C-27	12G142	C-31
24 ★	24 ★	24 ★	24 ★	12G142	24 ★
	12G190	12G290	12G167		
	12G190	12G290	12G167		

?/A/2/263

2/263ADA
2/263ADA
2350 00 019
4791
40228534
40228534
LIFT
HERE
LIFT
HERE
LIFT
HERE
LIFT
HERE
A-
A-

I think that you could confidently use the markings as shown for C-21, C-22, C27, and 12G142.

I would be tempted to give the 2/263ADA vehicle a made up number like, A-28, since its markings are so interesting. I think that you would be in the 95+% accuracy range with doing that.

I might also be tempted to make up serial numbers for C-9 and C-31. I'd guess at these in the 12G1XX range. (I'd probably pick two, 2-digit numbers between 42 and 67.)

Additionally, I think you could make up fairly accurate sets for the M151A2, ¼ ton trucks used by 3/C/2/263ADA. The serial numbers would be placed on the sides of the hood. The bumper numbers would likely be: 151BDE 2AW2C C-19 and 151BDE 2AW2C C-20. The same numbers would be on the rear bumperettes, with the 151BDE over the 2AW2C on the left bumperette and the C-# on the right.

The M151A2 Jeeps would also be painted in the MERDC US/EUROPE Winter Verdant scheme according to the official pattern.

As a bonus, you could do a set of markings for CT-19. This would likely only have the markings on the rear, 151BDE over 2AW2C on the left bottom corner, CT-19 on the right bottom corner, with the serial number, 6U4064 centered in the middle of the rear.

M42A1 Duster in SC ARMY NG SERVICE

SC ARNG

3rd Platoon, Battery C, 2nd Battalion, 263 ADA

M151A2 ¼ ton Trucks

151BDE 2AW2C (assumed)

Ser. No. 02H78772 C-20

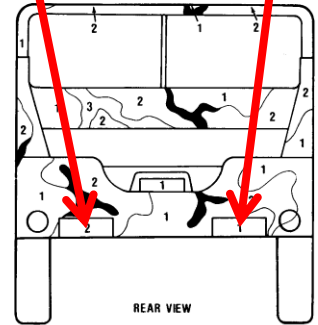
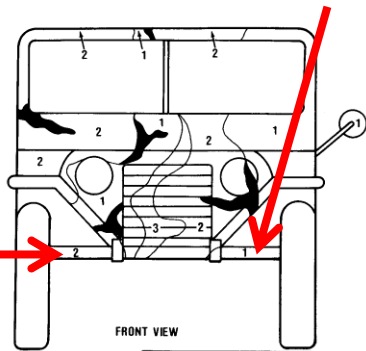
Ser. No. 2P8603 C-19

**151BDE
2AW2C**

C-20 or C-19

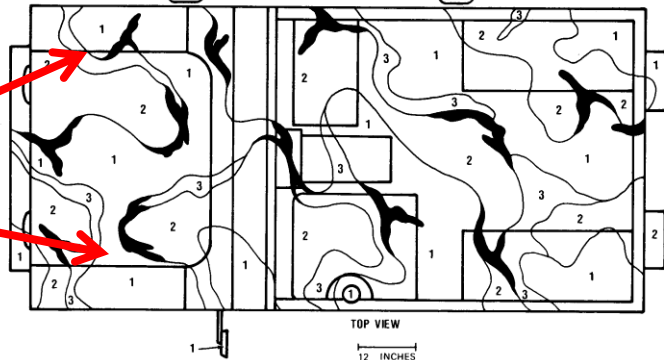
C-20 or C-19

151BDE 2AW2C



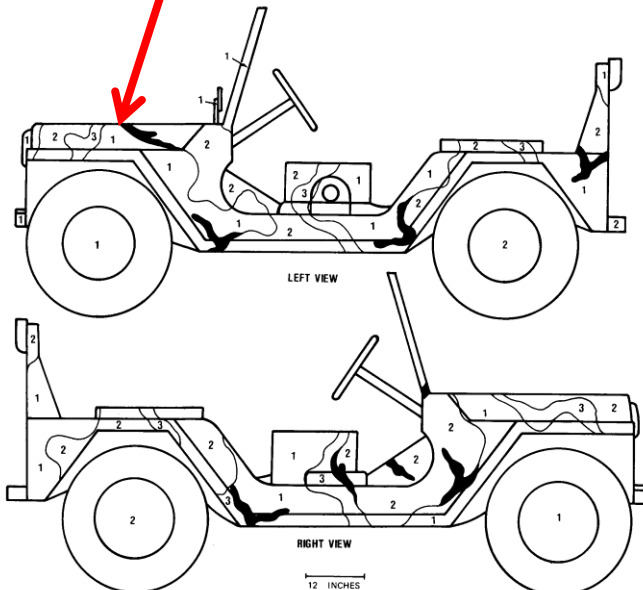
**02H78772 or
2P8603**

Each Side of Hood



TA031670

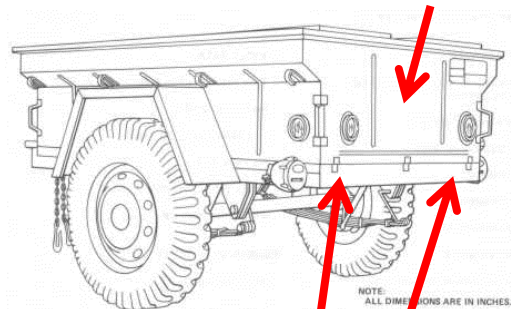
Figure 34. Truck, utility: ¼-ton, M151 (w/o canvas). (2 of 2).



TA031669

Figure 33. Truck, utility: ¼-ton, M151 (w/o canvas). (1 of 2).

6U4064



151BDE 2AW2C

CT-19