



# VERTICAL

## SHADINGS

Effective February 3, 2020

*design simplified™*

---

# TABLE OF CONTENTS

---

## **Product Overview**

- Features and Benefits ..... 2
- Style Information ..... 3
- Color Charts. .... 3

## **Pricing Groups**

- Pricing Group 1 Light Filtering, Options, Minimum, Maximum. .... 4
- Pricing Group 2 Room Darkening, Options, Minimum, Maximum. .... 5

## **Product Specifications**

- Configuration Specifications ..... 6
- Stacking Chart ..... 7-8
- Product Components ..... 9

---

## FEATURES & BENEFITS

---



- Light-dimming and translucent fabrics beautifully complement our Window Shadings, offering a coordinated look in the same room
- Ideal for covering large window expanses and sliding glass doors up to 192" wide and 120" in height
- Control options include a combination wand/cord or moving wand for operating convenience
- Limited Lifetime Warranty on both programs ensures customer satisfaction

## STYLE INFORMATION AND COLOR CHART

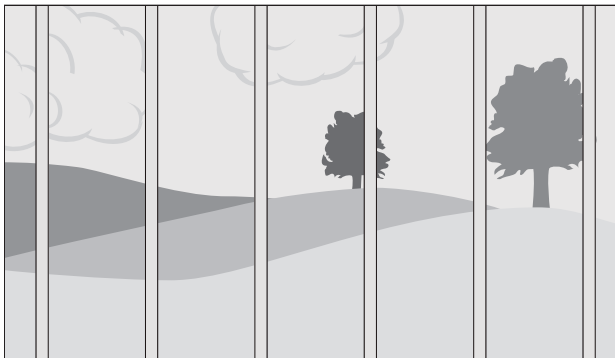
Style Name	Price Group	Color Name	Color #
<b>Township</b> Translucent	1	Light White	TSLF-6780
	1	Daylight	TSLF-6781
	1	Morning White	TSLF-6782
	1	Linen Cloth	TSLF-6783
	1	Serenity	TSLF-6784
	1	Summer Clouds	TSLF-6785
<b>Township</b> Light Dimming	2	Light White	TSRD-6780
	2	Daylight	TSRD-6781
	2	Morning White	TSRD-6782
	2	Linen Cloth	TSRD-6783
	2	Serenity	TSRD-6784
	2	Summer Clouds	TSRD-6785
<b>Loggia</b> Translucent	1	Alpine White	LGLF-7780
	1	Winter Wheat	LGLF-7781
	1	Almond Milk	LGLF-7782
	1	Soft Taupe	LGLF-7783
	1	Antique Lace	LGLF-7784
	1	Sandy Beach	LGLF-7785
<b>Loggia</b> Light Dimming	2	Alpine White	LGRD-7780
	2	Winter Wheat	LGRD-7781
	2	Almond Milk	LGRD-7782
	2	Soft Taupe	LGRD-7783
	2	Antique Lace	LGRD-7784
	2	Sandy Beach	LGRD-7785




Unobstructed view when sheers are stacked back.



Partially private view when vanes are slightly rotated.



Soft, diffused light when sheers are drawn closed and vanes are opened.



Increased privacy when vanes are closed.

**Township – Translucent**

- Daylight, TSLF-6781
- Light White, TSLF-6780
- Linen Cloth, TSLF-6783
- Morning White, TSLF-6782
- Serenity, TSLF-6784
- Summer Clouds, TSLF-6785

**Loggia – Translucent**

- Almond Milk, LGLF-7782
- Alpine White, LGLF-7780
- Antique Lace, LGLF-7784
- Sandy Beach, LGLF-7785
- Soft Taupe, LGLF-7783
- Winter Wheat, LGLF-7781

**Group 1**

**Translucent (TSLF, LGLF)**

WIDTH TO:	24"	36"	48"	54"	60"	66"	72"	78"	84"	90"	96"	108"	120"	132"	144"	156"	174"	192"
HEIGHT TO:																		
48"	\$651	807	945	1012	1087	1182	1253	1321	1401	1503	1590	1717	2053	2266	2428	2576	2809	3045
60"	718	898	1067	1149	1241	1354	1436	1514	1610	1724	1831	1979	2328	2560	2729	2898	3151	3406
72"	785	1012	1229	1329	1436	1563	1662	1764	1872	2006	2125	2447	2843	3124	3340	3561	3874	4210
84"	839	1100	1369	1477	1597	1744	1851	1964	2086	2226	2360	2560	2970	3259	3478	3707	4043	4385
96"	906	1187	1442	1563	1690	1837	1958	2086	2205	2367	2507	2775	3205	3520	3760	4010	4379	4753
108"	1082	1421	1752	1911	2099	2299	2461	2621	2783	2970	3145	3413	3829	4144	4391	4639	5014	5397
120"	1214	1597	1985	2173	2413	2656	2836	3030	3217	3432	3621	3943	4324	4639	4886	5136	5503	5878

Note: The color is carried by the sheer fabric. The vanes are always white.

SIZE STANDARDS – COMBINATION WAND/CORD	
Minimum Width	12"
Maximum Width	192"
Minimum Height	24"
Maximum Height	120"

SIZE STANDARDS – OPTIONAL MOVING WAND	
Minimum Width	12"
Maximum Width	144"
Minimum Height	24"
Maximum Height	100"

**OPTIONS: SPECIFY ON ORDER**

• **Optional Moving Wand**

**Note:** Moving wand only available with outside mount, side stack.

Moving Wand Drops	
Ordered Height	Wand
24" to 48"	23"
48-1/8" to 84"	30"
84-1/8" to 100"	40"

• **Mounting** – Inside (IB) or Outside (OB)

**Important:** Vertical Shadings are not recommended as inside (IB) mounts due to light gaps that occur on the sides of the sheer when vanes are closed.

• **Standard Wand/Cord Drops**

Wand/Cord Drops	
Ordered Height	Standard Wand/Cord Drop
24" to 40"	21-1/4"
40-1/8" to 60"	33-1/4"
60-1/8" to 85"	45-1/4"
85-1/8" to 95"	57-1/4"
95-1/8" to 105"	69-1/4"
105-1/8" to 120"	75-1/4"

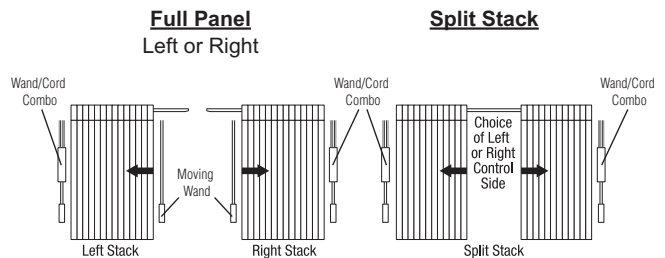
**NOTES:**

**Wand/cord drop** is measured from top of fabric. to bottom of wand.

**Optional wand/cord drops** may be specified in any of the standard drop lengths

• **Stacking Position** – left, right or split

**Stack Options:**



**Split stack add \$268 per vertical shadings**

• **Control Positions** – left or right

• **The Moving Wand** control is located on the side opposite of where the fabric stacks

• **Operation** – Pulling the wand moves the sheers back and forth across the window, and tilting the wand opens and closes the vanes

**Township – Light Dimming**

- Daylight, TSRD-6781
- Light White, TSRD-6780
- Linen Cloth, TSRD-6783
- Morning White, TSRD-6782
- Serenity, TSRD-6784
- Summer Clouds, TSRD-6785

**Loggia – Light Dimming**

- Almond Milk, LGRD-7782
- Alpine White, LGRD-7780
- Antique Lace, LGRD-7784
- Sandy Beach, LGRD-7785
- Soft Taupe, LGRD-7783
- Winter Wheat, LGRD-7781

**Group 2  
Light Dimming (TSRD, LGRD)**

WIDTH TO:	24"	36"	48"	54"	60"	66"	72"	78"	84"	90"	96"	108"	120"	132"	144"	156"	174"	192"
HEIGHT TO:																		
48"	\$779	967	1134	1214	1302	1421	1503	1582	1677	1797	1911	2058	2461	2722	2909	3093	3373	3653
60"	866	1082	1282	1383	1490	1630	1724	1825	1933	2066	2200	2375	2796	3071	3272	3478	3782	4089
72"	940	1222	1477	1590	1724	1872	1999	2113	2247	2407	2548	2937	3413	3754	4003	4271	4653	5055
84"	1007	1321	1637	1770	1918	2092	2220	2360	2501	2674	2836	3071	3561	3909	4177	4453	4853	5261
96"	1087	1431	1729	1872	2026	2205	2354	2501	2648	2843	3012	3332	3848	4224	4511	4814	5256	5704
108"	1295	1704	2099	2293	2523	2762	2951	3151	3340	3567	3775	4089	4592	4967	5270	5565	6021	6476
120"	1456	1918	2381	2601	2898	3185	3406	3635	3867	4123	4351	4733	5196	5565	5867	6160	6602	7053

Note: The color is carried by the sheer fabric. The vanes are always white.

SIZE STANDARDS – COMBINATION WAND/CORD	
Minimum Width	12"
Maximum Width	192"
Minimum Height	24"
Maximum Height	120"

SIZE STANDARDS – OPTIONAL MOVING WAND	
Minimum Width	12"
Maximum Width	144"
Minimum Height	24"
Maximum Height	100"

**OPTIONS: SPECIFY ON ORDER**

• **Optional Moving Wand**

**Note:** Moving wand only available with outside mount, side stack.

Moving Wand Drops	
Ordered Height	Wand
24" to 48"	23"
48-1/8" to 84"	30"
84-1/8" to 100"	40"

• **Mounting** – Inside (IB) or Outside (OB)

**Important:** Vertical Shadings are not recommended as inside (IB) mounts due to light gaps that occur on the sides of the sheer when vanes are closed.

• **Standard Wand/Cord Drops**

Wand/Cord Drops	
Ordered Height	Standard Wand/Cord Drop
24" to 40"	21-1/4"
40-1/8" to 60"	33-1/4"
60-1/8" to 85"	45-1/4"
85-1/8" to 95"	57-1/4"
95-1/8" to 105"	69-1/4"
105-1/8" to 120"	75-1/4"

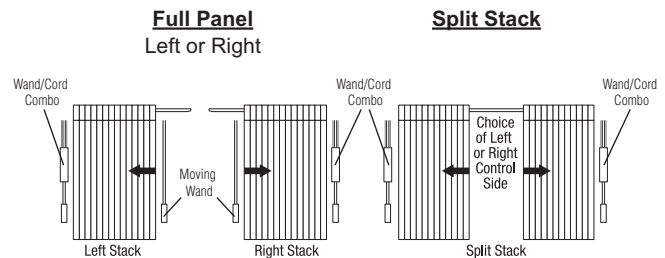
**NOTES:**

**Wand/cord drop** is measured from top of fabric to bottom of wand.

**Optional wand/cord drops** may be specified in any of the standard drop lengths

• **Stacking Position** – left, right or split

**Stack Options:**



**Split stack add \$268 per vertical shadings**

• **Control Positions** – left or right

• **The Moving Wand** control is located on the side opposite of where the fabric stacks

• **Operation** – Pulling the wand moves the sheers back and forth across the window, and tilting the wand opens and closes the vanes

## PRODUCT CONFIGURATION SPECIFICATIONS

INSIDE MOUNT	
Minimum casement depth:	1"
Minimum casement depth, fully recessed	6-1/4"

OUTSIDE MOUNT	
Minimum mounting surface height, standard bracket	1-1/8"
Minimum mounting surface height, extension bracket	1-3/8"
Recommended top overlap	5"
Recommended minimum overlap per side (and bottom overlap when product does not hang to the floor)	5"
Recommended bottom clearance, when the vertical sheer hangs to the floor (deduct before ordering)	1/2"

SIDE MOUNT	
Not available with side mount	

**Important:** Vertical Shadings are not recommended as inside (IB) mounts due to light gaps that occur on the sides of the sheer when vanes are closed.

**Note:** Moving wand **only** available with outside mount, side stack.

NOTE: WIDTH AND HEIGHT MAY VARY $\pm$ 1/8"	
INSIDE MOUNT – Finished Dimensions (allowances taken from ordered dimensions)	
Fabric Width	-1/4"
Headrail width - Side stack	-1 1/2"
Headrail width - Split stack	-1 1/4"
Fabric height overall	-3/4"
Top clearance	-1/4"
Bottom clearance	-1/2"

OUTSIDE MOUNT – Finished Dimensions (allowances taken from ordered dimensions)	
Fabric Width	Ordered width
Headrail width - Side stack	-1 1/4"
Headrail width - Split stack	-1"
Fabric height overall (for top clearance)	-1/4"

Fabric Header (height)	5 1/4"
------------------------	--------

# STACKBACK CHART – OUTSIDE (OB) MOUNT

**Fabric Stackback** – "Stackback" is the width of the fabric panel when the sheer is fully drawn. This is an important dimension to consider when the customer wants an outside-mounted sheer to completely uncover the window or door opening (see below).

**Using the Stackback Chart** – Determine the desired uncovered width when the sheer is fully drawn. Locate that width on the Stackback chart. Move across the row to find the correct ordered width. The Stackback dimension is shown in the column between the ordered width and uncovered width.

## Side Stack – 3 1/2" Vanes

Uncovered Width Up	Stackback Up To	Ordered Width
4 3/4"	8"	12 3/4"
7 1/8"	8 1/2"	15 5/8"
9 1/2"	9"	18 1/2"
11 7/8"	9 1/2"	21 3/8"
14 1/4"	10"	24 1/4"
16 5/8"	10 1/2"	27 1/8"
19"	11"	30"
21 3/8"	11 1/2"	32 7/8"
23 3/4"	12"	35 3/4"
26 1/8"	12 1/2"	38 5/8"
28 1/2"	13"	41 1/2"
30 7/8"	13 1/2"	44 3/8"
33 1/8"	14"	47 1/8"
35 1/2"	14 1/2"	50"
37 7/8"	15"	52 7/8"
40 1/4"	15 1/2"	55 3/4"
42 5/8"	16"	58 5/8"
45"	16 1/2"	61 1/2"
47 3/8"	17"	64 3/8"
49 3/4"	17 1/2"	67 1/4"
52 1/8"	18"	70 1/8"
54 1/2"	18 1/2"	73"
56 7/8"	19"	75 7/8"
59 1/4"	19 1/2"	78 3/4"
61 1/2"	20"	81 1/2"
63 7/8"	20 1/2"	84 3/8"
66 1/4"	21"	87 1/4"
68 5/8"	21 1/2"	90 1/8"
71"	22"	93"
73 3/8"	22 1/2"	95 7/8"
75 3/4"	23"	98 3/4"
78 1/8"	23 1/2"	101 5/8"
80 1/2"	24"	104 1/2"
82 7/8"	24 1/2"	107 3/8"
85 1/4"	25"	110 1/4"
87 5/8"	25 1/2"	113 1/8"

Uncovered Width Up	Stackback Up To	Ordered Width
90"	26"	116"
92 1/4"	26 1/2"	118 3/4"
94 5/8"	27"	121 5/8"
97"	27 1/2"	124 1/2"
99 3/8"	28"	127 3/8"
101 3/4"	28 1/2"	130 1/4"
104 1/8"	29"	133 1/8"
106 1/2"	29 1/2"	136"
108 7/8"	30"	138 7/8"
111 1/4"	30 1/2"	141 3/4"
113 5/8"	31"	144 5/8"
116"	31 1/2"	147 1/2"
118 3/8"	32"	150 3/8"
120 5/8"	32 1/2"	153 1/8"
123"	33"	156"
125 3/8"	33 1/2"	158 7/8"
127 3/4"	34"	161 3/4"
130 1/8"	34 1/2"	164 5/8"
132 1/2"	35"	167 1/2"
134 7/8"	35 1/2"	170 3/8"
137 1/4"	36"	173 1/4"
139 5/8"	36 1/2"	176 1/8"
142"	37"	179"
144 3/8"	37 1/2"	181 7/8"
146 3/4"	38"	184 3/4"
149 1/8"	38 1/2"	187 5/8"
151 3/8"	39"	190 3/8"
152 1/2"	39 1/2"	192"

**Notes:**

- The maximum uncovered width of side stack sheers is 152 1/2".
- Include in your uncovered width measurement the desired amount of fabric overlap on the side opposite the fabric stack.

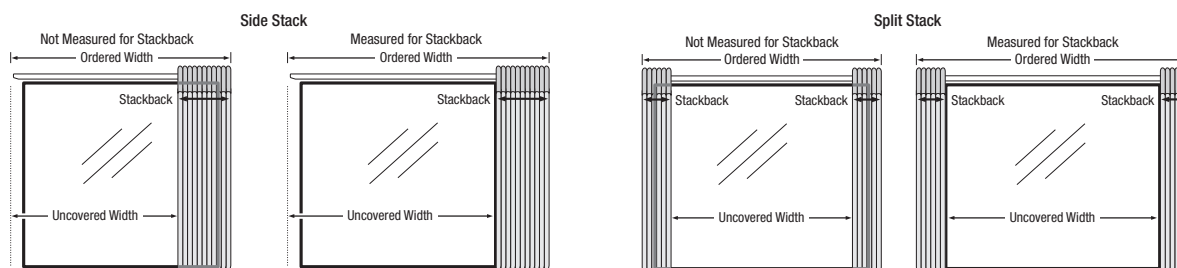
## Split Stack – 3 1/2" Vanes

Uncovered Width Up	Stackback Up To	Ordered Width
6 1/8"	5 1/8" (x 2)	16 3/8"
10 7/8"	5 5/8" (x 2)	22 1/8"
15 5/8"	6 1/8" (x 2)	27 7/8"
20 3/8"	6 5/8" (x 2)	33 5/8"
25 1/8"	7 1/8" (x 2)	39 3/8"
29 3/4"	7 5/8" (x 2)	45"
34 1/2"	8 1/8" (x 2)	50 3/4"
39 1/4"	8 5/8" (x 2)	56 1/2"
44"	9 1/8" (x 2)	62 1/4"
48 3/4"	9 5/8" (x 2)	68"
53 1/2"	10 1/8" (x 2)	73 3/4"
58 1/4"	10 5/8" (x 2)	79 1/2"
62 7/8"	11 1/8" (x 2)	85 1/8"
67 5/8"	11 5/8" (x 2)	90 7/8"
72 3/8"	12 1/8" (x 2)	96 5/8"
77 1/8"	12 5/8" (x 2)	102 3/8"
81 7/8"	13 1/8" (x 2)	108 1/8"
86 5/8"	13 5/8" (x 2)	113 7/8"
91 1/4"	14 1/8" (x 2)	119 1/2"
96"	14 5/8" (x 2)	125 1/4"
100 3/4"	15 1/8" (x 2)	131"
105 1/2"	15 5/8" (x 2)	136 3/4"
110 1/4"	16 1/8" (x 2)	142 1/2"
115"	16 5/8" (x 2)	148 1/4"
119 5/8"	17 1/8" (x 2)	153 7/8"
124 3/8"	17 5/8" (x 2)	159 5/8"
129 1/8"	18 1/8" (x 2)	165 3/8"
133 7/8"	18 5/8" (x 2)	171 1/8"
138 5/8"	19 1/8" (x 2)	176 7/8"
143 3/8"	19 5/8" (x 2)	182 5/8"
148"	20 1/8" (x 2)	188 1/4"
150 3/4"	20 5/8" (x 2)	192"

**Notes:**

- The maximum uncovered width of split stack sheers is 150 3/4".
- Traveling Wand™ system is not available in a split stack configuration.

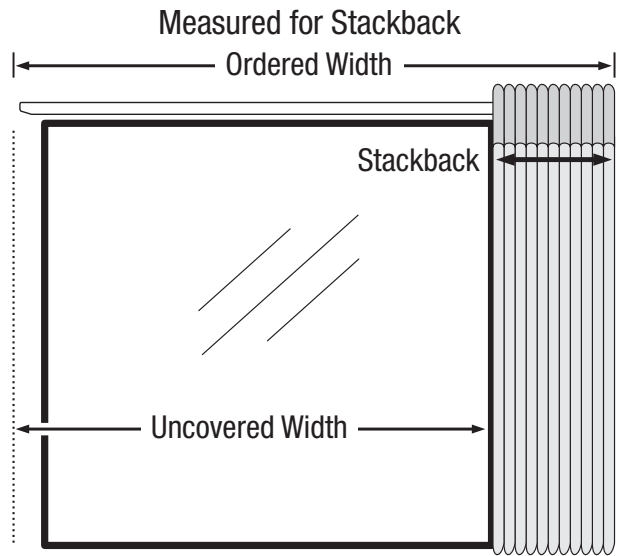
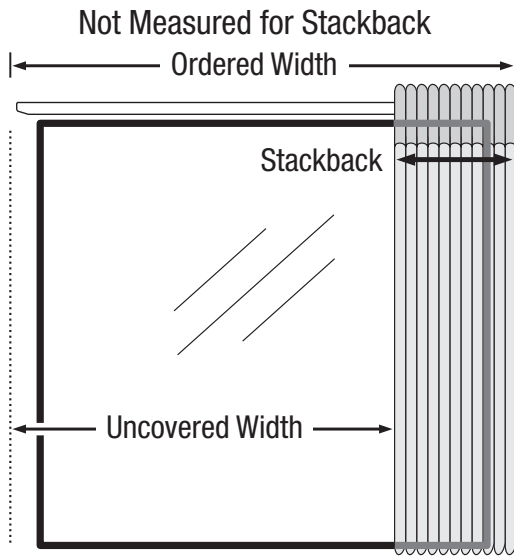
**NOTE:** • The above stackback charts account for typical stacking. As with any textile product, some variation is typical.



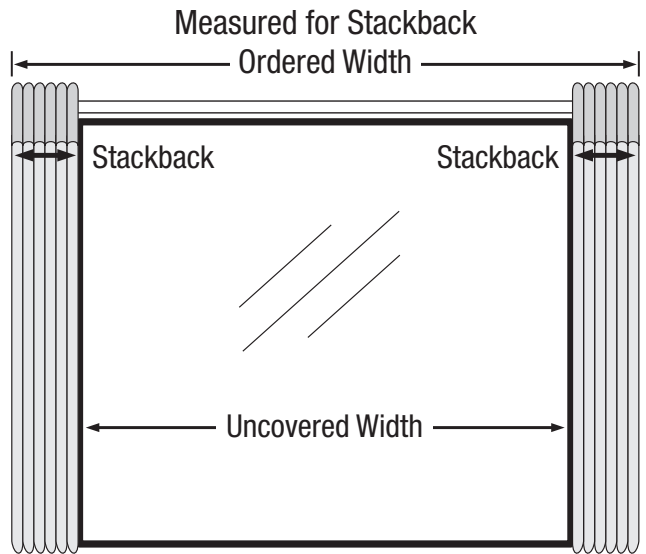
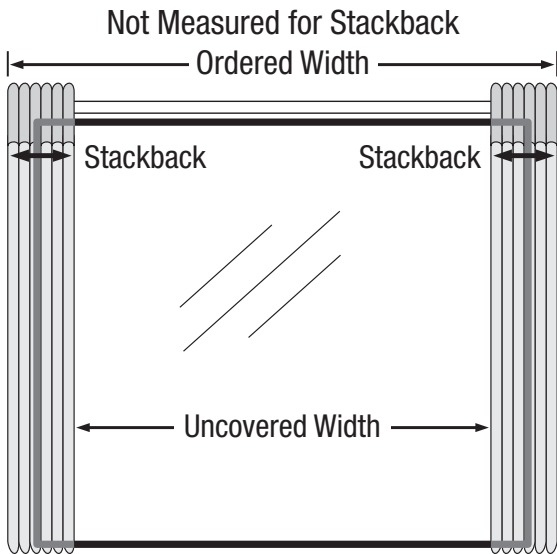


# STACKBACK

## Side Stack



## Split Stack



# PRODUCT COMPONENTS

## Vertical Shadings Hardware System Left Stack Shown

