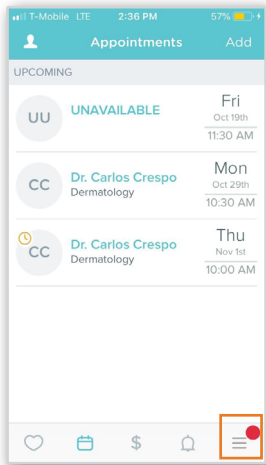


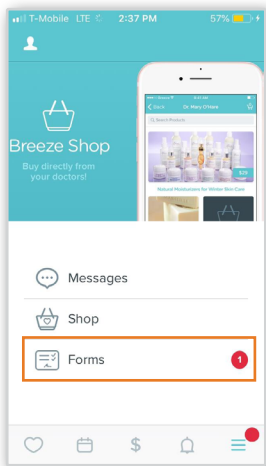
# b Breeze - Patient App: iOS

## Completing Forms


1. Tap the menu button. A red dot appears on the menu button indicating an action is needed.



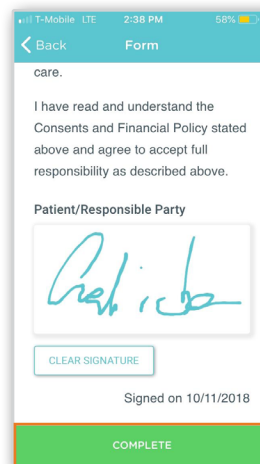
2. In the **Menu** section, tap **Forms**.



3. In the **Forms** section, tap the checkbox on any **Pending** forms that need to be completed. Tap **Review Selected Forms** to continue.



4. The selected forms will now appear. Review the forms and fill in the required information. Tap **Complete** once finished.



**Note:** Your practice's forms may vary, please consult your practice if you have questions regarding forms.