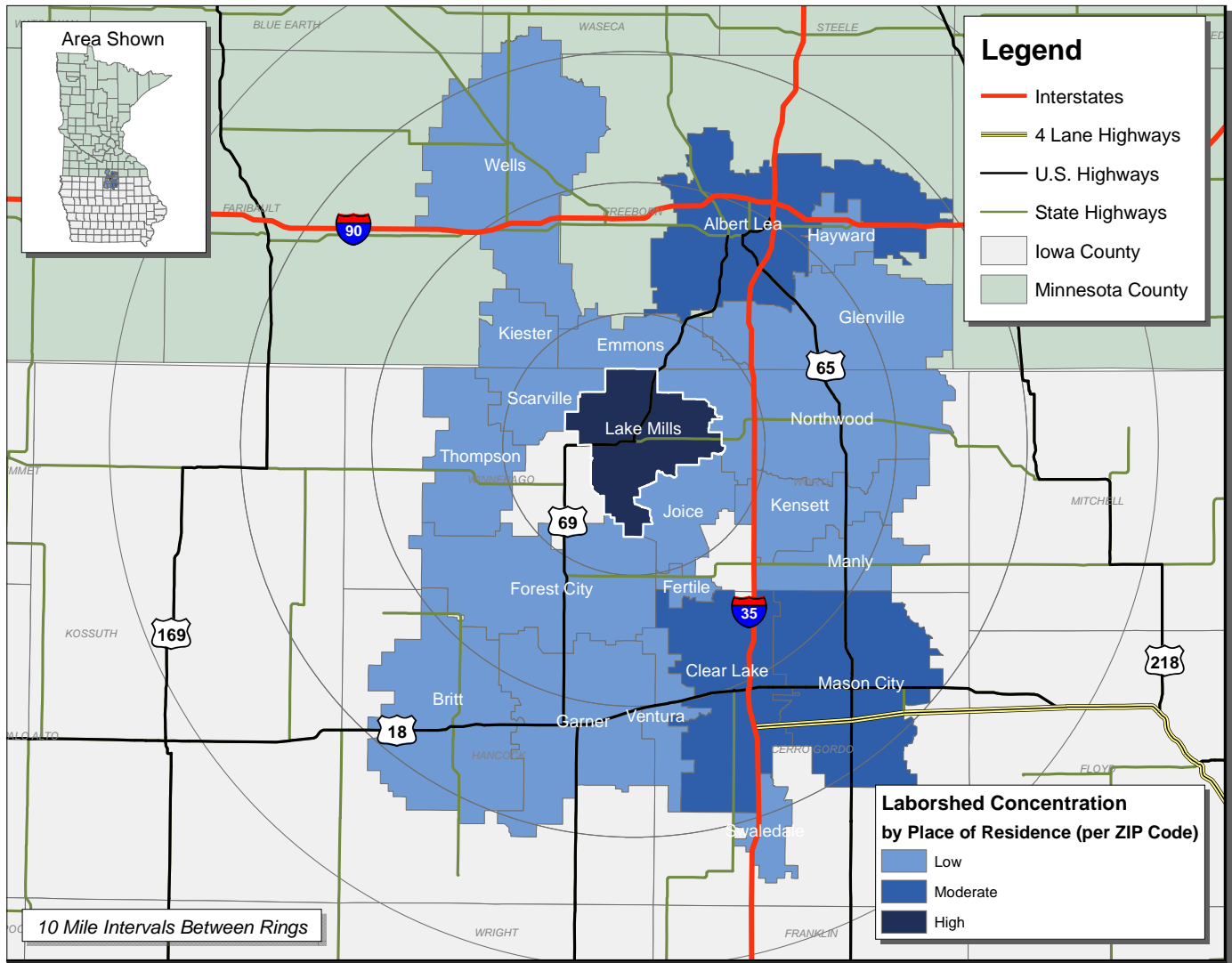


# ADVANCED MANUFACTURING LAKE MILLS, IOWA LABORSHED AREA

**Concentration of those with transferable experience/skills by place of residence**



Workers who have transferable experience/skills in the industry are currently commuting an average of 11 miles one way for work. Those who are willing to change/accept employment are willing to commute an average of 26 miles one way for the right employment opportunity.

**For More Information Regarding the Lake Mills Laborshed, contact:**

**Lake Mills Chamber Development Corporation**  
203 N. 1<sup>st</sup> Ave. West  
Lake Mills, IA 50450  
Phone: 641-592-5253  
Fax: 641-592-5252  
Email: [lmcdc@wctatel.net](mailto:lmcdc@wctatel.net)  
[www.lakemillsiowa.com](http://www.lakemillsiowa.com)

**Winn-Worth Betco**  
PO Box 93  
Lake Mills, Iowa 50450-0093  
Phone: 641-592-0800  
Fax: 641-592-0801  
E-mail: [wwb@wctatel.net](mailto:wwb@wctatel.net)  
[www.winn-worthbetco.com](http://www.winn-worthbetco.com)

# LABOR CHARACTERISTICS

## ADVANCED MANUFACTURING

### Estimated Potential Available Labor Per Occupational Category:

#### Business Operations:

- Managers - 1,576
- Accountants & Auditors - 120
- Bookkeeping Clerks - 495
- Customer Service Reps - 241
- Employment, Recruitment & Placement Specialists - 121
- Secretaries - 1,455
- Shipping & Receiving Clerks - 239

#### Production:

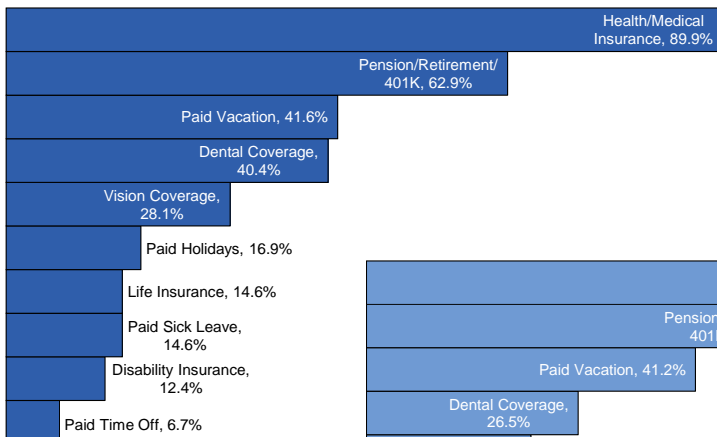
- Managers - 615
- Supervisors - 735
- Assemblers & Fabricators, All Other - 1,094
- Cutting, Punching & Press Machine Operators - 118
- Drafters, All Other - 119
- Engineers, All Other - 620
- Electrical & Electronic Engineering Techs - 124
- Electricians - 123
- Inspectors - 237
- Mechanical Engineers - 122
- Metal Workers & Plastic Workers, All Other - 116
- Milling & Planing Machine Operators - 125
- Mixing & Blending Machine Operators - 127
- Multiple Machine Operators - 494
- Production Workers, All Other - 3,296
- Water & Liquid Waste Treatment Plant & System Operators - 239
- Welding Machine Operators - 243

#### Material Movers:

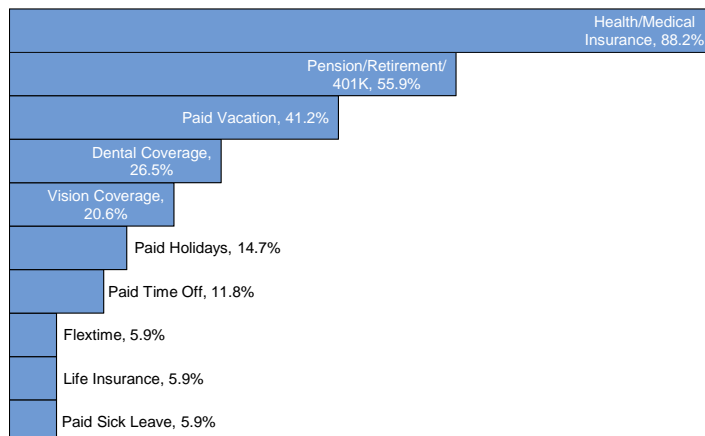
- Supervisors - 115
- Heavy Truck Drivers - 1,214
- Laborers & Material Movers, Hand - 497
- Light Truck Drivers - 244
- Transportation Workers, All Other - 111

An estimated total of **14,975** people in the Laborshed area

#### Current Benefits:

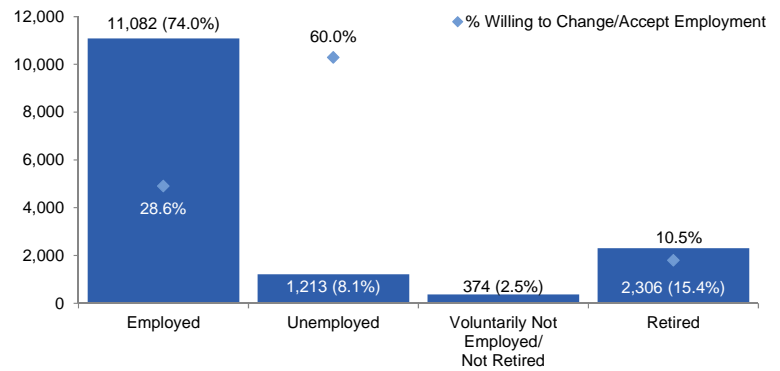


#### Desired Benefits:



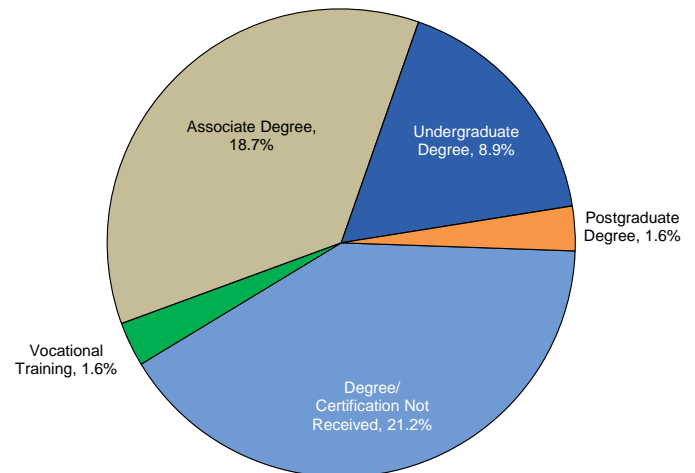
Information compiled by Iowa Workforce Development using Laborshed data released 2014.

### Estimated Total by Employment Status (percentage):



### Educational Level:

(52.0% Have an education beyond high school)



### Workplace Flexibility:

(by percent of interest)

- Cross-training - 79.4%
- Job teams - 82.4%
- Varied shifts - 44.1%
- Job sharing - 29.4%
- Seasonal work - 58.8%
- Temporary work - 47.1%

### Additional Facts:

- 70.8% paid an hourly wage
- 82.9% are/were employed full-time
- 7.3% are/were self-employed
- 4.1% are/were employed part-time
- 7.8% hold two or more jobs
- Currently working an average of 43 hours/week

### Underemployment (estimated):

Total Underemployment - 6.5% (163)

- Low hours - 0.0%
- Mismatch of skills - 4.9% (123)
- Low income - 1.6% (40)

IWD only counts individuals once when estimating Total Underemployment.

### Top Advertising Media:

(for those seeking employment opportunities by use)

- Internet - 71.3%
  - [www.iowajobs.org](http://www.iowajobs.org)
  - [www.careerbuilder.com](http://www.careerbuilder.com)
  - [www.helpwanted.com](http://www.helpwanted.com)
  - [www.indeed.com](http://www.indeed.com)
  - [www.monster.com](http://www.monster.com)
- Local/Regional Newspapers - 55.6%
  - Globe Gazette - Mason City
  - Lake Mills Graphic
  - Albert Lea Tribune
- IowaWORKS Centers - 25.9%
- Networking through friends, family or acquaintances - 17.6%

# LABOR CHARACTERISTICS

## ADVANCED MANUFACTURING

Occupation	Occupational Code	Mean Wage	Entry Wage	Experienced Wage	Median Wage
Accountants and Auditors	13-2011	\$ 29.04	\$ 17.50	\$ 34.82	\$ 26.00
Assemblers and Fabricators, All Other	51-2099	\$ 14.19	\$ 12.25	\$ 15.16	\$ 14.10
Bookkeeping, Accounting, and Auditing Clerks	43-3031	\$ 14.49	\$ 10.36	\$ 16.55	\$ 14.15
Business Operations Specialists, All Other	13-1199	\$ 26.62	\$ 15.33	\$ 32.27	\$ 24.92
Coating, Painting, and Spraying Machine Setters, Operators, and Tenders	51-9121	\$ 15.62	\$ 12.84	\$ 17.02	\$ 15.55
Customer Service Representatives	43-4051	\$ 15.88	\$ 10.25	\$ 18.69	\$ 15.62
Cutting, Punching, and Press Machine Setters, Operators, and Tenders, Metal and Plastic	51-4031	\$ 17.27	\$ 12.93	\$ 19.44	\$ 17.57
Electricians	47-2111	\$ 21.02	\$ 15.25	\$ 23.91	\$ 20.09
Executive Secretaries and Executive Administrative Assistants	43-6011	\$ 17.94	\$ 12.29	\$ 20.76	\$ 16.58
Extruding and Drawing Machine Setters, Operators, and Tenders, Metal and Plastic	51-4021	\$ 10.75	\$ 7.93	\$ 12.16	\$ 10.42
First-Line Supervisors of Helpers, Laborers, and Material Movers, Hand	53-1021	\$ 24.34	\$ 16.71	\$ 28.16	\$ 21.77
First-Line Supervisors of Production and Operating Workers	51-1011	\$ 22.68	\$ 16.00	\$ 26.02	\$ 20.56
First-Line Supervisors of Transportation and Material-Moving Machines	53-1031	\$ 20.39	\$ 13.90	\$ 23.63	\$ 20.32
General and Operations Managers	11-1021	\$ 37.90	\$ 16.91	\$ 48.39	\$ 32.52
Heavy and Tractor-Trailer Truck Drivers	53-3032	\$ 18.72	\$ 12.29	\$ 21.94	\$ 17.60
Helpers--Production Workers	51-9198	\$ 12.59	\$ 10.42	\$ 13.68	\$ 12.38
Industrial Engineering Technicians	17-3026	\$ 21.95	\$ 17.67	\$ 24.09	\$ 22.43
Industrial Engineers	17-2112	\$ 29.96	\$ 23.21	\$ 33.34	\$ 29.49
Industrial Machinery Mechanics	49-9041	\$ 19.27	\$ 16.02	\$ 20.90	\$ 19.81
Industrial Production Managers	11-3051	\$ 35.93	\$ 23.73	\$ 42.04	\$ 36.02
Industrial Truck and Tractor Operators	53-7051	\$ 14.49	\$ 10.76	\$ 16.35	\$ 14.00
Inspectors, Testers, Sorters, Samplers, and Weighers	51-9061	\$ 16.02	\$ 12.00	\$ 18.03	\$ 16.24
Laborers and Freight, Stock, and Material Movers, Hand	53-7062	\$ 11.77	\$ 8.33	\$ 13.50	\$ 11.68
Light Truck or Delivery Services Drivers	53-3033	\$ 14.57	\$ 8.28	\$ 17.71	\$ 10.75
Machinists	51-4041	\$ 19.18	\$ 13.86	\$ 21.84	\$ 19.81
Maintenance and Repair Workers, General	49-9071	\$ 17.21	\$ 11.95	\$ 19.84	\$ 17.30
Maintenance Workers, Machinery	49-9043	\$ 19.40	\$ 14.64	\$ 21.78	\$ 19.86
Mechanical Engineers	17-2141	\$ 27.53	\$ 18.79	\$ 31.90	\$ 27.99
Office Clerks, General	43-9061	\$ 13.02	\$ 9.29	\$ 14.89	\$ 12.85
Packaging and Filling Machine Operators and Tenders	51-9111	\$ 14.06	\$ 9.54	\$ 16.33	\$ 12.73
Plating and Coating Machine Setters, Operators, and Tenders, Metal and Plastic	51-4193	\$ 12.60	\$ 10.52	\$ 13.65	\$ 12.12
Production, Planning, and Expediting Clerks	43-5061	\$ 19.51	\$ 14.60	\$ 21.97	\$ 18.49
Rolling Machine Setters, Operators, and Tenders, Metal and Plastic	51-4023	\$ 18.58	\$ 16.30	\$ 19.72	\$ 18.18
Secretaries and Administrative Assistants, Except Legal, Medical, and Executive	43-6014	\$ 13.23	\$ 9.33	\$ 15.17	\$ 12.82
Separating, Filtering, Clarifying, Precipitating, and Still Machine Setters, Operators, and Tenders	51-9012	\$ 12.55	\$ 10.30	\$ 13.68	\$ 11.01
Shipping, Receiving, and Traffic Clerks	43-5071	\$ 13.21	\$ 8.72	\$ 15.46	\$ 12.29
Stock Clerks and Order Fillers	43-5081	\$ 10.32	\$ 8.17	\$ 11.39	\$ 9.50
Team Assemblers	51-2092	\$ 13.83	\$ 10.93	\$ 15.28	\$ 13.98
Tool and Die Makers	51-4111	\$ 20.14	\$ 19.06	\$ 20.68	\$ 20.50
Water and Wastewater Treatment Plant and System Operators	51-8031	\$ 18.04	\$ 13.02	\$ 20.54	\$ 16.22
Welding, Soldering, and Brazing Machine Setters, Operators, and Tenders	51-4122	\$ 16.68	\$ 15.97	\$ 17.04	\$ 16.72

The 2013 Iowa Wage data for the Lake Mills Laborshed area was produced by the Labor Force & Occupational Analysis Bureau to provide communities local information on wages by occupation. The source of the wage and employment data is based on the May 2012 OES estimates. Additional occupational wage and employment data can be found at <http://iwin.iwd.state.ia.us/iowa/OlmisZine>.