



# 2020

## FLAGLER COUNTY FAIR & YOUTH SHOW

### LIVESTOCK RECORD BOOK

### JUNIOR

Exhibitor Name \_\_\_\_\_

Exhibitor Date of Birth \_\_\_\_\_ Age as of 9/1/2019 \_\_\_\_\_

Project: (circle one)   Whether   Heifer   Market Steer   Swine

Club (circle one)   4H   FFA

Club Name \_\_\_\_\_

SCORE: \_\_\_\_\_ PLACE: \_\_\_\_\_

# RECORD BOOK REQUIREMENTS AND SCORING

## RECORD BOOK SECTIONS - JUNIOR

	POSSIBLE POINTS
• PROJECT AGREEMENT – PAGE 3	/5
• PROJECT INFORMATION – PAGE 4	/10
• PROJECT SUMMARY – PAGE 5	/10
• REPRODUCTION/BREED IDENTIFICATION –PAGE 6	/10
• PROJECT INVENTORY – PAGE 7-8	/5
• HEALTH RECORD – PAGES 9	/5
• WEIGHT RECORD – PAGE 10	/10
• NON-FEED EXPENSES – PAGE 11	/5
• FEED EXPENSES – PAGES 12	/10
• PROJECT ENTERPRISE SUMMARY – PAGES 13	/5
• PHOTOGRAPHS WITH CAPTIONS – PAGES 14-18	/10
• REQUIRED FLAGLER COUNTY FAIR DOCUMENTS - PAGE 19	/10
• NEATNESS AND ADHERENCE TO GUIDELINES, GRAMMAR, SPELLING	/5
TOTAL POINTS POSSIBLE	100

## RECORD BOOK GUIDELINES

1. The beginning of the project is the date of purchase or acquisition
2. Record Books are due May 1, 2020 and must be turned in from 4 pm to 7 pm at the Cattleman's hall at the county fairgrounds.
3. Record Books shall be handwritten, in pen or pencil (if special arrangements need to be made please contact the Fair Manager)
4. Have your parent, club leader or advisor proof read your record book
5. Scoring : 90-100 Blue 80-89 Red 70-79 White

## PROJECT AGREEMENT

This section is to be completed at the **end** of the project.

Exhibitor Name: \_\_\_\_\_  
Exhibitor Address: \_\_\_\_\_  
\_\_\_\_\_  
Exhibitor Phone: \_\_\_\_\_  
Exhibitor E-mail: \_\_\_\_\_

## CERTIFICATION STATEMENTS

I hereby certify that as the exhibitor of this project, I have been personally responsible for the care of this animal, I have personally kept records on this project, and I have personally completed this Record Book.

\_\_\_\_\_  
Exhibitor Signature Date

I/We, the parent(s)/guardian(s), certify that our son/daughter has completed this project, with our encouragement and assistance, has completed this record book, and will comply with all of the rules and regulations of this show.

\_\_\_\_\_  
Parent/Guardian Signature Date

This exhibitor is a current and active member in good standing with the \_\_\_\_\_  
4-H Club or the \_\_\_\_\_ FFA Chapter. I have reviewed this book for  
completeness and accuracy of reporting.

\_\_\_\_\_  
Club Leader/ FFA Advisor Signature Date  
(if applicable)

## DRUG STATEMENT

This is to acknowledge that I have been advised that the presence of any drug, antibiotic, or biological residue in my market animal at slaughter will result in the condemnation of the carcass and forfeiture of all sale proceeds and premiums.

I hereby certify that any drug, antibiotic, or biological residue which may have been administered by myself, or any person, was done so in strict compliance with the manufacturer's label requirements or as prescribed by a veterinarian.

\_\_\_\_\_  
Exhibitor Signature Parent/Guardian Signature



### PURPOSE OF MARKET ANIMAL PROJECTS

1. To acquire understanding of market animal production by preparing for an animal, purchasing it, caring for it with best management practices and keeping accurate records.
2. To be able to identify the types and grades of the animal species and to employ efficient methods of marketing the animal to potential buyers.
3. To understand the business aspects and economics of purchasing animals, feed, facilities, and equipment needed for a market animal project.
4. To develop a sense of integrity, good sportsmanship, and cooperation with other exhibitors and the public.
5. To develop leadership abilities, build character, and to assume citizenship responsibilities as an ambassador for the livestock reproduction community.

### PROJECT INFORMATION

Type of Animal: \_\_\_\_\_ Breed of Animal \_\_\_\_\_

Identification/ear tag number of animal \_\_\_\_\_

Is this a chapter of club animal? If so identify the club or chapter: \_\_\_\_\_

Date of Birth of Animal: \_\_\_\_\_ Date of Ownership: \_\_\_\_\_

Was this animal purchased or was it the product of a project breeding program?

\_\_\_\_\_

Estimated beginning value or actual cost of animal? \_\_\_\_\_

Ending Value as of April 3, 2020: \_\_\_\_\_

DESCRIBE HOW YOU GOT THIS ANIMAL AND HOW YOU SELECTED IT

---

---

---

---

---

---

---

---

---

---

---

---

## PROJECT SUMMARY

Your score in this section will be determined by the completeness and thoroughness of your answers, neatness, and your grammar and spelling.

1. What three things do you want to do and learn (answer at the **beginning** of your project):

- \_\_\_\_\_
- \_\_\_\_\_
- \_\_\_\_\_

\_\_\_\_\_  
Exhibitor Signature

\_\_\_\_\_  
Date

2. Why did you pick this market project?

\_\_\_\_\_  
\_\_\_\_\_  
\_\_\_\_\_  
\_\_\_\_\_

3. List three things you learned by completing this project (answer at the **end** of your project):

- \_\_\_\_\_
- \_\_\_\_\_
- \_\_\_\_\_

4. Who has helped you complete this project and how?

\_\_\_\_\_  
\_\_\_\_\_  
\_\_\_\_\_  
\_\_\_\_\_

5. List three things that you considered to be challenges with your project and how you fixed them:

- \_\_\_\_\_
- \_\_\_\_\_
- \_\_\_\_\_

6. Describe practices you consider make a good showman:

\_\_\_\_\_  
\_\_\_\_\_  
\_\_\_\_\_  
\_\_\_\_\_

# REPRODUCTION

I. Directions: Complete the Word Find below. In the Word Bank, circle the types of cattle, underline the swine, put a box around the goats, and put a star next to the sheep.


## Breed Identification

### WORD BANK

A I K L O F F U S W S I M M E N T A L U  
U E T I H W R E T S E H C Y P X W R Y X  
G E G N A I R E G I N Y Q S U G N A R B  
A R X P L C O R U D O H A M P S H I R E  
N I I G W T E L L I U O B M A R G E I J  
G H N A M H A R B F E C A R D N A L N D  
O S I H S I C A N G L O N U B I A N X R  
R K S U G N A M S P A N I S H M E A T B  
A R O K I K D N A L A E Z W E N V M O S  
L O U W C K C Z S T R X G W M J R E I H  
Y Y N W O D H T U O S E P D A M R A R E  
U U D Z E E S S E N N E T A I Z D N Y I  
S A N T A G E R T R U D I S N B R T I V  
O Y U S M D Y J Y D D T E X E L O O Y B  
S I A L O R A H C P Y G M Y A S F I U L  
F X S R R C D N A L O P A N N W E V A E  
E D S D O S H O R T H O R N J F R E T G  
W E G B Z W Y E L A D I R R O C E H O M  
T G N D H A N I N A I H C T U J H C T M  
J H C E R I H S K R E B T X H Y M X B X

CORRIDALE	CHESTERWHITE
DORSET	YORKSHIRE
CHEVIOT	BERKSHIRE
SUFFOLK	LANDRACE
SOUTHDOWN	DUROC
HAMPSHIRE	POLAND
RAMBOUILLET	SPANISHMEAT
JACOB	BOER
TEXEL	TENNESSEE
SHORTHORN	NEWZEALANDKIKO
SIMMENTAL	PYGMY
HEREFORD	ANGLONUBIAN
SANTAGERTRUDIS	ANGORA
ANGUS	NIGERIAN
BRAHMAN	
CHAROLAIS	
BRANGUS	
CHIANINA	
GELBVIEH	
MAINEANJOU	

II. Directions: Match the name of the tool with its photo. Pick two and describe their purpose.



### TERMS

ULTRASOUND MACHINE \_\_\_\_\_  
BURDIZZO \_\_\_\_\_  
SEMEN TANK \_\_\_\_\_  
OBSTETRICS CHAINS \_\_\_\_\_  
HEAT DETECTION DEVICE \_\_\_\_\_  
ELASTRATOR \_\_\_\_\_  
SPECULUM \_\_\_\_\_  
THERMOMETER \_\_\_\_\_  
TOOTH AND NAIL CUTTERS \_\_\_\_\_  
EAR NOTCHERS \_\_\_\_\_  
BREEDING SHEATH \_\_\_\_\_

ITEM 1: \_\_\_\_\_

PURPOSE: \_\_\_\_\_

ITEM #2: \_\_\_\_\_

PURPOSE: \_\_\_\_\_



## PROJECT INVENTORY

List all equipment and you had at the beginning of the project. After listing your **inventory**, list those items you purchased after you began the project, oldest items to newest. List only those items that you plan to keep past the end of the project. Examples: Clippers, buckets, blowers, chutes, show boxes, brushes and combs. Do not list items such as feed, shampoo and conditioner. The year is from fair to fair.

ITEM (INVENTORY) A	DATE ACQUIRED B	PURCHASE COST OR VALUE C	EXPECTED LIFE OF ITEM D	NUMBER OF YEARS OF USAGE E
<i>Ex: Blower</i>	<i>12/2014</i>	<i>\$394.95</i>	<i>Est. life of 10 years</i>	<i>4</i>
<i>Ex: Clippers</i>	<i>3/2/2015</i>	<i>\$239.95</i>	<i>Est. life of 5 years</i>	<i>4</i>
<i>Ex: Bucket</i>	<i>7/18/2016</i>	<i>\$19.98</i>	<i>Est. life of 3 years</i>	<i>3</i>
<i>Ex: Show Box</i>	<i>1/23/2017</i>	<i>\$525.00</i>	<i>Est. life of 5 years</i>	<i>2</i>
<b>TOTALS</b>		<b>\$1,179.88</b>		

## PROJECT INVENTORY

ITEM DESCRIPTION (INVENTORY) A	DATE ACQUIRED B	PURCHASE COST OR VALUE C	EXPECTED LIFE OF ITEM D	NUMBER OF YEARS OF USAGE E
TOTALS		\$		



## HEALTH RECORD

The Health Record includes all health-related activities (veterinary services, de-worming, medicated feeds with withdrawal times, and vaccinations). You should include what treatment was used, how it was administered, and the purpose of the treatment. Include standard animal care, such as health certificates. If you have a project animal that does not require worming, etc. please note in the provided section.

DATES OF TREATMENT	PURPOSE FOR TREATMENT	TREATMENT	DOSAGE
<b>NOTES:</b>			

## MARKET WEIGHT RECORD

A minimum of three weights must be recorded, including the date of acquisition and the check-in date. Complete the table of the recorded weights and chart the weights in the graph provided. Knowing how much your animal is gaining each day is essential to raising a healthy production animal. Weights can be measured using scales, weight tapes, or estimated.

DATE WEIGHED	WEIGHT IN POUNDS (#)	DAYS ON FEED (Juniors only)	POUNDS GAINED
Date you got animal:			

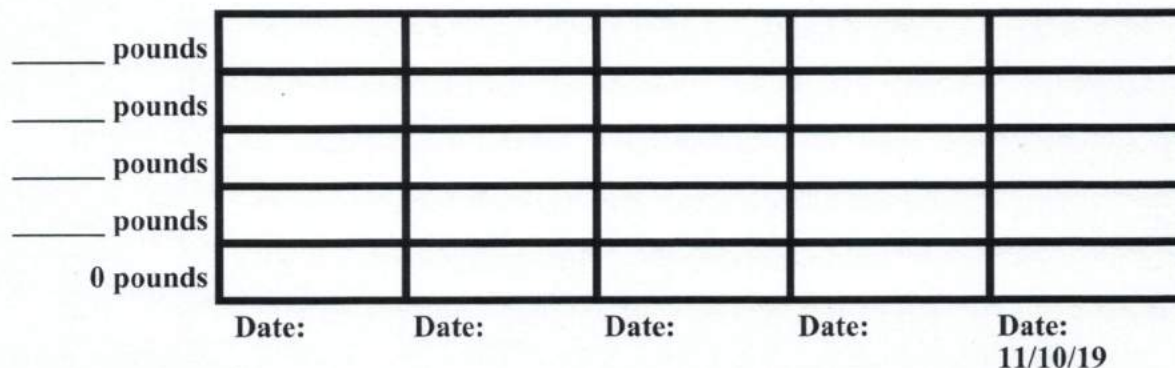
$$\frac{\text{Final Weight}}{\text{Final Weight}} \text{ lbs.} - \frac{\text{Beginning Weight}}{\text{Beginning Weight}} \text{ lbs.} = \frac{\text{Total Pounds Gained}}{\text{Total Pounds Gained}} \text{ lbs.}$$

**Average Daily Gain (A.D.G.) in Pounds (Juniors only)**

$$\frac{\text{Total Pounds Gained}}{\text{Total Pounds Gained}} \text{ lbs.} \div \frac{\text{Days on Feed}}{\text{Days on Feed}} \text{ days} = \frac{\text{Average Daily Gain}}{\text{Average Daily Gain}} \text{ lbs.}$$

\*Use a calendar to help you calculate the days between weigh-ins.

Create a bar graph below using the dates you weighed your animal and the weights you recorded.



## NON-FEED EXPENSES

List amounts in columns by month. Include descriptions (you may estimate costs for doses of medicine). This page can be duplicated.

MONTH AND YEAR	VETERINARY SERVICES	MEDICATIONS/ OTHER TREATMENTS	BEDDING	REGISTRATION FEES	HOUSING/RENT/ LEASING	CLIPPING/ SHEARING FEES	TRANSPORTATION	ADVERTISING/ MARKETING	OTHER - PLEASE SPECIFY	MONTHLY TOTAL
Ex: August 2016	\$150 for home visit	\$25 for antibiotics		\$15 entry fee for VCF			\$10 gas to take animal to tagging	\$10 for stamps, envelopes for letters		\$210.00
										\$
										\$
										\$
										\$
										\$
										\$
										\$
										TOTAL: \$



## FEED EXPENSES

1. Attach a copy of a receipt for feed and the nutrition label from the bag below.

2. Find pictures or samples of five of the following and paste them below (make sure you label them):

Dry forages and roughages    Silages and haylages    Energy feeds  
 Mineral supplements    Vitamin supplements    Pasture, fresh forages  
 Protein supplements    Non-nutritive additives

1

WHAT: \_\_\_\_\_  
 WHEN: \_\_\_\_\_  
 \_\_\_\_\_  
 WHY: \_\_\_\_\_  
 \_\_\_\_\_

2

WHAT: \_\_\_\_\_  
 WHEN: \_\_\_\_\_  
 \_\_\_\_\_  
 WHY: \_\_\_\_\_  
 \_\_\_\_\_

3

WHAT: \_\_\_\_\_  
 WHEN: \_\_\_\_\_  
 \_\_\_\_\_  
 WHY: \_\_\_\_\_  
 \_\_\_\_\_

4

WHAT: \_\_\_\_\_  
 WHEN: \_\_\_\_\_  
 \_\_\_\_\_  
 WHY: \_\_\_\_\_  
 \_\_\_\_\_

WHAT: \_\_\_\_\_  
 WHEN: \_\_\_\_\_  
 \_\_\_\_\_  
 WHY: \_\_\_\_\_  
 \_\_\_\_\_

5

## PROJECT ENTERPRISE SUMMARY

### OTHER INCOME

List other shows or events that you took your market animal to and enter awards and premiums earned. If there were none, enter zero. *Include Add on's*

DATE	DESCRIPTION	AWARD
TOTAL		

### SPONSOR INCOME

List income from sponsors in the chart below. If you do not receive financial support from a sponsor, then enter zero.

DATE	DESCRIPTION	TOTAL
TOTAL		

### SPONSOR DONATIONS

List donations of supplies, transportation, equipment, and other items below.

DATE	DESCRIPTION
9/13/19	Club leader transported animal to jackpot show in trailer.


## PROJECT PHOTOGRAPHS - A VISUAL STORY

Include at least five photographs with you and your project animal, from the beginning to the end of your project, and that reflect various aspects of your project. Photographs should be 3"x5" or 4"x6". Make sure that your photographs are attached neatly and securely. In the space below the picture write a caption. Each caption should include:

- Date
- Description of activity or event
- Skill learned

**PHOTO CAPTION:**

DATE: \_\_\_\_\_



---

---

---

---

---

---



## PROJECT PHOTOGRAPHS - A VISUAL STORY

Include at least five photographs with you and your project animal, from the beginning to the end of your project, and that reflect various aspects of your project. Photographs should be 3"x5" or 4"x6". Make sure that your photographs are attached neatly and securely. In the space below the picture write a caption. Each caption should include:

- Date
- Description of activity or event
- Skill learned

**PHOTO CAPTION:**

DATE: \_\_\_\_\_



---

---

---

---

---

---


## PROJECT PHOTOGRAPHS - A VISUAL STORY

Include at least five photographs with you and your project animal, from the beginning to the end of your project, and that reflect various aspects of your project. Photographs should be 3"x5" or 4"x6". Make sure that your photographs are attached neatly and securely. In the space below the picture write a caption. Each caption should include:

- Date
- Description of activity or event
- Skill learned

**PHOTO CAPTION:**

DATE: \_\_\_\_\_



---

---

---

---

---

---


## PROJECT PHOTOGRAPHS - A VISUAL STORY

Include at least five photographs with you and your project animal, from the beginning to the end of your project, and that reflect various aspects of your project. Photographs should be 3"x5" or 4"x6". Make sure that your photographs are attached neatly and securely. In the space below the picture write a caption. Each caption should include:

- Date
- Description of activity or event
- Skill learned

**PHOTO CAPTION:**

DATE: \_\_\_\_\_



---

---

---

---

---

---

---




## PROJECT PHOTOGRAPHS - A VISUAL STORY

Include at least five photographs with you and your project animal, from the beginning to the end of your project, and that reflect various aspects of your project. Photographs should be 3"x5" or 4"x6". Make sure that your photographs are attached neatly and securely. In the space below the picture write a caption. Each caption should include:

- Date
- Description of activity or event
- Skill learned

**PHOTO CAPTION:**

DATE: \_\_\_\_\_



---

---

---

---

---

---

## REQUIRED FLAGLER COUNTY FAIR DOCUMENTS

Attach to this page in the order listed, the following documents:

- A. Flagler County Fair Entry Form
- B. Bill of sale, Registration papers or lease documents
- C. A copy of your buyers letter

1. List at least three (3) buyers with their complete contact information

---

---

---

2. What communication methods received the most results?

---

---

---

3. Research a breed of your project animal and report on its origins, traits, by-products and other important characteristics. Remember to cite your sources. Minimum of 100 words

This image shows a single sheet of white paper with horizontal blue ruling lines. The lines are evenly spaced and run across the width of the page. There are no margins, text, or other markings on the paper.

Section 1: Project Plans and Goals

This is what I want to learn this year:

Member Signature: \_\_\_\_\_ Date: \_\_\_\_\_

This is what my leader agreed to help me do:

Leader's Signature: \_\_\_\_\_ Date: \_\_\_\_\_

This is what my parent(s)/guardian(s) agreed to help me do:

Parent/Guardian Signature: \_\_\_\_\_ Date: \_\_\_\_\_

Section 2: Project Highlights

Date:	Major activities I did in my project this year:	How much time I spent:
_____	_____	_____
_____	_____	_____
_____	_____	_____
_____	_____	_____
_____	_____	_____
_____	_____	_____
_____	_____	_____
_____	_____	_____
_____	_____	_____



**What I learned:**

---

---

---

---

---

**What problems I had and what I did about them:**

---

---

---

---

---

**What I did that I was proud of in my project:**

---

---

---

---

---

**What my adult leader/parent helped me do with my project work this year:**

---

---

---

---

**What project do I want to do next year:**

---

---

---

---

---

**My citizenship activities helping family and friends in this project:**

---

---

---

---

---

**Awards and Recognition I received in this project:**

---

---

---

---

---

