



Newsletter July 2021

We are a chapter of the American Association of Woodturners (AAW)

Club Officers

President – Fred Eklund
fredeklund@comcast.net

1st Vice President – Jim Stottlemeyer
jim.stottlemeyer@yahoo.com

2nd Vice President – Joe Wertner
wertnerjc@hotmail.com

Secretary – Steven Talmadge
stevetalmadge@comcast.net

Treasurer – Rod Stabler
wickstab@yahoo.com

Chairpersons

Photographer – Bill Krofft,
Carroll Stottlemeyer

Newsletter – Steven Talmadge

Library Manager – Ken Walker

Audio Visual – Lee Burkholder,
Colby Benedict, Carson Benedict

Raffle – Rod Stabler, Ken Walker

Win-One Turn-One – Rod Stabler

Club Tours – 2nd Vice President

Christmas Toys – Lloyd Benedict,
Rod Stabler

Auction – Lester Dice

Greeter – Nelson Zullinger

July 2021 Club Meeting and notes

Hello all and happy July, I think now we are getting back in the groove of things and the July club meeting was a good one and was attended by 17 members and one visitor. I gave a demonstration of an embellishing tool that uses Dremel bits to add texture to smaller turnings. I hope everyone got to look at the handout in their email. The project is super-fast and fun and I hope to see several of them at the next show and tell. The tool is actually pretty standard stuff but the addition of you own custom tool handle will really make it you own.

We had a visitor this month. Mylinda Fowler is the wood shop instructor at Shippensburg Area HS. I met her and her dog Leo at the dog park in Greencastle. We got to talking and the conversation turned to turning. The school has two larger old Powermatic cabinet style lathes and one small pen lathe. When she told me that the kids get frustrated with the lathes because of dull tools and they did not have a sharpening system I volunteered to sharpen the tools for her. How hard can that be? Sharpen a few tools for the school and help them out and possibly create some new lifelong turners in the process. She brought me 65 tools in various stages of horrible. While I knew I could do it myself I just felt that sharing the fun would be better. I would like to thank the officers who readily embraced this when I brought it up and all the members that signed out tools to take home reshape/rescue and sharpen these tools. Several had to be tightened in the handles and I replaced 4 tool handles that were unsafe. Well over half of them are done and returned to me as of this writing. I look forward to the completion of this project. Next up is to get Mylinda over to test drive these tools so that she can be familiar with the abilities of the sharp tools and then help her with what they need to get for the school so they can keep the tools in shape. Some of these tools looked like they were being sharpened on the sidewalk. I even used the newly sharpened tools to make

the new tool handles. I don't have a count, but we have well over half of them done and back to me so far. Please bring them to the next club meeting or contact me so that we can make plans to get the tools back to Mylinda before the school year begins.

With everything opening back up we are planning to get back to the shows that we set up at for pen turning. The Sabilisville school is on again this year and I contacted the Greencastle school farm and they are having the Applefest again in October this year and said they would love to have us back. If you would like to help with this, please let Jim Stottlemeyer know for Sabilisville and contact Steve Talmadge for the Greencastle Apple fest.

The latest Officers meeting minutes from June are loaded to the website and can be viewed there.

Quote of the month

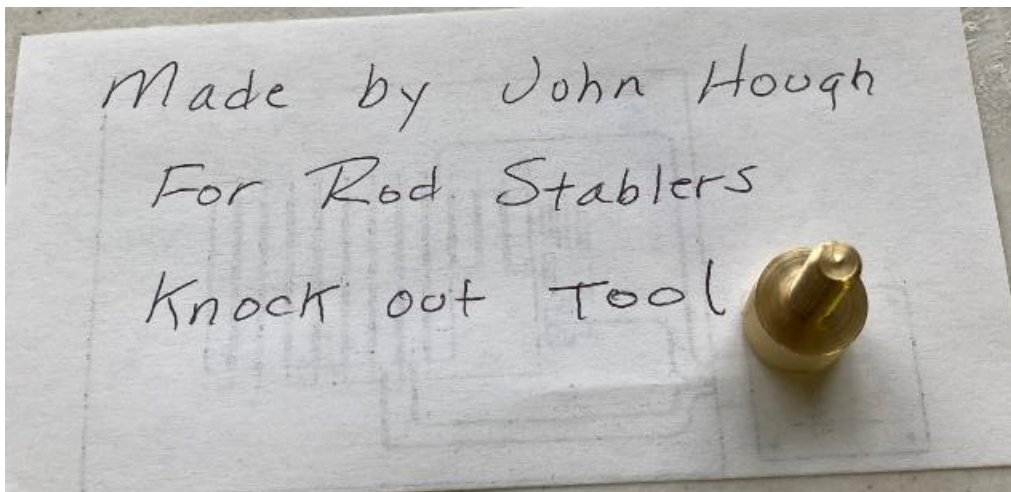
Sure honey, I can build that! But I need to buy a few tools first.....EVERY WOODWORKER

Show and Tell

Thank you all for the show and tell offerings. Everyone did some very good work but the FEATURED TURNING this month is Joe Wertner's Flower Garden. He demonstrated how to make these at his shop tour a couple months ago and he said if we make the vases he will make the flowers.




Other show and tell offerings included.....
















Shop Tour/Open Shop

Larry Witmer was scheduled for the July shop tour but had to cancel and we will reschedule him for later in the year. We pulled an audible and had the shop tour at my shop on July 10th. There were only 5 people there so that was a bit disappointing, but we had some particularly good conversation and I got to show off my new disk sander for the lathe and the dust collection I made for it.

The August shop tour is Nelson Zullingers shop in Chambersburg. I'm looking forward to seeing his new dust collection system.

Please check the website calendar <http://www.cumberlandvalleywoodturners.com/calendar.html> and your email for updates on what is happening.


If you want to volunteer to open your shop for a tour this year or next please contact Joe Wertner for a date in 2021 and if you want to do it next year Talk to Jim Stottlemeyer for 2022.

YouTube, Facebook and the Website

If you have not visited the website lately, I have done some work on it and I try and keep the calendar up to date with meetings and other industry events. I added a suggestion form and some instructions. It sends an email directly to the secretary's email address and as we get suggestions for demos or other items they will be added to the various lists and schedules for the club.

Remember, Lee Burkholder records and posts all our Demos to You Tube. You can [click here](#) to view Lee's channel.

For those that do not know I started a Facebook Page for the club, and it can be found here. <https://www.facebook.com/groups/1114080958801395>



Upcoming Events

7th Segmenting Symposium September 22-25, 2022, Crowne Plaza Hotel, Northbrook, Illinois
<https://segmentedwoodturners.org/>

Mid-Atlantic Pen Turners Gathering, July 24-25, 2021
<https://midatlanticpens.com/>

SWAT 2021 registration is open now
August 27-29, 2021
<https://www.swaturners.org/>

Upcoming virtual events from AAW

There are new upcoming events on the calendar!

Check out the [Remote Demonstration Calendar](#) today (make sure you are logged in to the AAW website)! The Remote Demonstration Calendar can also be found on the AAW website under "Events."

<https://community.woodturner.org/events/ird-demonstrations>

[Visit the Remote Demonstration Calendar.](#)

(Remember to sign in with your username and password to access the calendar and other members-only content.)

Win-One, Turn One

Congratulations to Jim Stottlemeyer who won the win one turn one. Fred Eklund was the winner last month and provided a very nice Spalted maple bowl as his offering.



Ongoing Club Activities

Weed Pots

We are still turning and collecting pots for this. And currently we have over 100 pots thanks to Larry Witmer. A big thanks to Joe Wertner for making flowers also.

We hope that this can become an ongoing thing so anyone that is interested in making some pots for this can contact an officer for details or if you want to watch a short video on this click on this link. https://www.youtube.com/results?search_query=turning+a+weed+pot . Do not just look up 'Weed pot' on you tube. You can imagine what I got in my search results when I did that. 😊 If you need wood for this, you can contact an officer and we should be able to help you out.



Christmas Toys

Please remember that this is an ongoing yearly project for us and last year we had to have several dedicated meetings to make this happen. Items for this effort can be made and donated anytime during the year. Check in with an officer to see what we are making for 2021.

Maintenance Department

Maintenance Department #7
By Jim Stottlemeyer
Tool Storage - Chucks, Faceplates, etc.


There are many ways to store your chucks and faceplates. Here is one idea. To make this storage rack you will need some $\frac{3}{4}$ " plywood, 1" drill bit and drill, wrenches or sockets, 1"x8 tpi nuts and bolts, and 1" flat washers.



1. Lay out the tools that you want to mount on a piece of plywood.
2. Mark the center of each.
3. Determine and cut the plywood to size.
4. Drill 1" holes as marked.



5. Assemble posts as shown in the photos.



6. Mount the plywood to a wall, bench or wherever you want. Angling the top back will help balance the weight if needed.



7. Attach your tools.



8. Wish it was bigger so you can mount additional tools.

Couple of ideas; make bolts as short as possible and still have about ½” thread engagement, all thread works too, I did not make any for 1 ¼” tools but see no reason that they would be any different.

By the way, I built the one in the photos for demonstration only. My chucks are currently living in a cabinet. I hope to make a real one soon.

Club Discounts

Joe Wiesnet, <https://buffalowoodturningproducts.com/>, created a 10% discount on his website specifically for our club. Anyone who wishes to use the discount should set up an account with him and place an order then send Joe an email on his website and he will make the connection on his end and send you the discount code to use for all future orders.

Penn State offers a 10% discount if you are a club member and set up an account with them.

Please do not forget to check-out the club's web site.

<http://www.cumberlandvalleywoodturners.com>

***The club's website** has a lot of good information for your viewing pleasure. Please take time to check it out. If you have something you would like to post on the site, send your request to <mailto:secretary@cumberlandvalleywoodturners.com>

***The library** is for your use, please take advantage of it. If you are not sure of what we have to offer, you can check our website, or talk to Ken Walker. If you have some videos, or other material that you would like to loan or donate to the library, that would be appreciated as well.

"Tool Sign Out" is available for our members. This is a way to try out some tools that you do not have.

***The newsletter** is here for you. If you would like to post something to share with others, please send your information to:

stevetalmadge@comcast.net

"Hats and Shirts" – We have a new supply of hats at \$10.00 ea. See Jim Stottlemeyer if you are interested.

Officer's Meeting

The next officer's meeting will be July 26 , 2021 at 11:00AM. The location will be at Brothers Pizza restaurant in Greencastle, PA. The officers meetings are open to members again.

For sale

1. Northfield 12" HD Jointer-5HP with brake Excellent condition. New VFD for compatibility to single phase 220. \$5000.00. \$4000.00 for club members. Call Jim Stottlemeyer 717-762-8488
2. Walker-Turner 12" variable speed lathe model L1152. Includes steady rest, outboard tool rest, faceplates and chuck thread adapter. \$750 contact JOHN HOUGH <jhough110@comcast.net> or 717-422-2529
3. Grizzly model G-1183 combination belt/disk sander (12" disk/6X48 belt) \$450 contact JOHN HOUGH <jhough110@comcast.net> or 717-422-2529

Next Club Meeting

The next club meeting will be Aug 5th at the normal meeting location. Currently we are not planning an official Demo but we felt like a hot dog social was in order. Bring your comfy chairs if you want and we will have good conversation and figure it out from there. Watch your email and the website calendar for any notices or changes.