



Inside This Issue

Meeting Minutes.....1-7

Upcoming Events.....7-9

New Releases.....9-10

Members Build Blogs.....10-11

Club "Contest"N/A

New Techniques.....N/A

Interesting Articles.....12-18

USA AFV Register.....19

Support Our Vendors.....19-20

Classified Ads.....20-21

The Day Room (Editor)21-22

Welcome to the latest issue of our newsletter. We try REALLY hard to publish this each month, but sometimes stuff happens, or you know, CRS flair ups occur. Of course, what's published in this newsletter is probably out of date, known by everyone already, or completely off-topic. Maybe everyone will like the pretty colors, but then your ink cartridge will probably run out after only printing a couple pages. This paragraph is what's known as "filler text", which we needed since we added the snazzy table of contents and this area was kind of empty.

Check out the "Classified Ad" section near the end of the newsletter. This section will give you a space to advertise items you want to barter, swap, sale or trade. Or even a request for research material. Check it out. Contact the seller directly. Note personal email addresses are not listed on the public site. Contact the seller directly via his/her email addresses.

Check out our website for more info & photos:
<http://www.ampscentralsouthcarolina.org/>



Visit us on Facebook at:
<https://www.facebook.com/ampscentralsouthcarolina>

Regular Meeting Minutes, 12 July, 2017

Our last meeting was held on Wednesday, July 12, 2017 from 6-8 pm at the HobbyTown store in the Publix Shipping Center (North Pointe Shopping Center), Two Notch Road, Columbia (NE). We had 28 members in attendance. The modelers brought 19 models & figures for Show & Tell, plus a couple sent in by Ben Brandes of his daughter's Abrams, and a scratch-build by John Drake, who is overseas in Baghdad. We didn't have a raffle this month. Please see our website for photos of the models that were brought in for Show & Tell, of the meeting, and of the raffle prize (if we had one).

- 1) USMC M1A1 Abrams (Revell "Snap-Tite + Tamiya parts), 1/35 – Ben & Hannah Brandes
- 2) US Coast Guard Coastal Patrol Craft (Trumpeter 1/144 LCAC + Italeri Sd.Kfz. 234/2 Puma, scratch built items), "1/35" – Paul Lovell
- 3) Imperial Guard "Shadow Sword" (Games Workshops), 28mm – Rebecca Hettmansperger
- 4) Free French M10 GMC (Academy + scratch built Camo Netting), 1/35 – Tom Wingate
- 5) Sd.Kfz.182 King Tiger Porsche Turret w/ Zimmerit, Kfz.15 Horch, Schwere Plattformwagen Type SSyms 80 Flatcar, German Railway Gondola (DML, Italeri, Trumpeter + Tamiya Field Repair, Spade Ace Tracks), 1/35 – Tom Wingate
- 6) GMC Bofors 40mm Gun SP/AA truck (HobbyBoss + Aber Metal Barrel, MV Lenses, Eduard PE X2, ValueGear resin Stowage & Tarps), 1/35 – Phil Cavender
- 7) King Tiger Sd.Kfz. 182, Porsche Turret (Takom+ Archer Decals, Armorscale 7.92mm MG Barrel, RB Model 8.8cm Metal Barrel, Fruilmodel Tracks, Aber Cleaning Rods & Brackets), 1/35 – Phil Cavender
- 8) Dorchester Armored Command Vehicle & Commonwealth Tank Troops (ACV) (AFV Club + Italeri), 1/35 – Michael Child
- 9) King Tiger Ausf. C-0 (Tamiya + PaperPanzer Skoda Turret, Gt-103 Turbine engine Deck), 1/35 – Tim Darrah
- 10) M40 155mm SP Howitzer "Two-fer" (Tamiya & AFV Club + Resin copy of the Tamiya Gun), 1/35 – Carl Wethington
- 11) Sd.Kfz.182 King Tiger, Henschel Turret (Tamiya 35160, Cavalier Zimmerit, Verlinden Interior), 1/35 – John Sherrer
- 12) Napoleonic British 95 Infantry Rifles (Revell-Germany), 1/72 – Kevin Cook
- 13) Prussian Napoleonic Infantry, 1813–1815 (Revell-Germany), 1/72 – Kevin Cook
- 14) American Civil War Infantry (Perry Miniatures), 28mm – Kevin Cook
- 15) WWII US Infantry (Imex?), 1/72 – Kevin Cook
- 16) Star Wars: Imperial Assault, Han Solo (Fantasy Flight Games), ? – Kevin Cook
- 17) M4A3 (76) W VVSS Sherman (DML Armor Pro + ValueGear & Black Dog Stowage), 1/72 – Bob Kerfonta
- 18) SU-100 (Tamiya Lower Hull & Resin Upper Hull + Aber turned Barrel, scratch-built Handles, Modified the Mantlet to SU-100), 1/35 – Dave Cicimurri
- 19) M1078 LMTV (Armored Cab) with M1082 Trailer (Trumpeter + Voyager Armor Upgrade, ET Model Weighted Road Wheels, Minor Workable Leaf Springs), 1/35 – Daniel Karnes
- 20) FOB Ripcord, Vietnam Display (scratch made from foam core), 1/12? – Mike Roof
- 21) Future Main Battle Tank Contest Winner (scratch built with some kit parts), 1/35 – John Drake (sent from Baghdad)

Photo Album on our webpage: <http://www.ampscentralsouthcarolina.org/meeting-photos.html>

Business items:

1) Treasurer's Report: No change from last month. Current bank balance is approximately \$5,063.45, including \$200 cash on-hand.

Note: We still had two outstanding NACM reimbursements. Please see the treasurer, Ralph Nardone, if you're the last member who has not met your \$25 pledge. **If we don't get your pledge soon, we'll offer your paver stone to the general membership for purchase.**

2) We discussed and voted unanimously to participate in a large diorama project for the SC Confederate and Relic Room Museum contingent on the specifics of the contract with the museum.

- a. A statement of requirements was sent to us from the museum through Dave Ciccimurri for a large diorama (1/72 scale) of a Vietnam fire support base – specifically, FSB RIPCORD.
- b. Based on research and the time available, the project is feasible if we have enough members willing to volunteer to work on it. Completion date is mid-January 2018.
- c. Mike Roof has met with and discussed the project with Dr. Fritz Hamer at the museum. After that meeting, at which we discussed the details of the proposed diorama along with its estimated costs, the museum was still interested in us doing it.
- d. In regards to financing the project, a written contract would be made between the club and the museum. The club would probably pay the upfront costs from our treasury with the museum then reimbursing the cost of materials (to include the models) after receipt of receipts. It is possible that the museum would give us an "initial construction draw" to get the project started.
- e. Total estimated costs will be about \$5,383 with the full acrylic box enclosure being the most expensive item (~\$2,600).
- f. Dr. Hamer will present his recommendations and requests to the museum's director and let us know if they will do the project.
- g. The diorama would be constructed off-site, moved in modules to the museum, and then undergo final assembly. The club would be responsible for this. The museum would allow us to work on-site for the final assembly.

3) Discussed the possibility of the club participating in an "AMPS South Region Club Display" at the AAF Museum, Danville, VA. Members were generally in favor if a plan can be worked out.

4) We discussed and voted on the following"

- a. A "yes" vote on hosting a 2018 show.
- b. A "yes" vote on inviting the IPMS Swamp Foxes chapter to co-host.
- c. A "yes" vote on using the same venue.

5) We tabled discussion and voting on participation in the 2017 "Toy Soldier Show" at the SC State Museum. The issue remains open.

6) The floor was opened for new business:

- a. But there wasn't any.

Regular Show & Tell: See the meeting photos for all of the completed and works in progress brought to this month's meeting!

Tentative Agenda, Regular Meeting, 9 August, 2017

Our next regular meeting will be held on Wednesday, August 9, 2017, 6-8 pm, at the HobbyTown store in the Publix Shopping Center (North Pointe Shopping Center), on Two Notch Road, Columbia (NE).

Tentative Agenda Business items:

1) Treasurer's Report:

- a. **Total Treasury** - \$5,263.45.
- b. **Bank Balance** - \$5,063.45.
- c. **Cash on Hand** - \$200.00 (with treasurer).

2) Update on the FSB RIPCORDER project for the Confederate Relic Room (CRR) Museum. See notes below.

3) Discuss and make final plans for club display at the Toy Soldier Show at the SC State Museum this Saturday, 12 August. Club members were polled by email and a sufficient number volunteered to do this. Participation is open to all club members. Note that the IPMS Mid-Carolina Chapter has been invited to participate with us, and we have organized enough display tables for both clubs. Members in both clubs should be able to put models in both displays, if they want. See notes below on the details.

4) Update on our 2018 model show and contest: The IPMS/USA Mid-Carolina "Swamp Foxes" chapter has accepted our invitation to co-host the show. **The Show dates are June 22-23, 2018.**

5) At the present, none of the other AMPS chapters in the Southeast Region have expressed any interest in joining together to put on an AMPS SE Region Display at the AAF Museum. I will continue to reach out to them. However, this is looking like a non-starter.

6) August 2017 Update on the FSB RIPCORDER Project for the CRR Museum

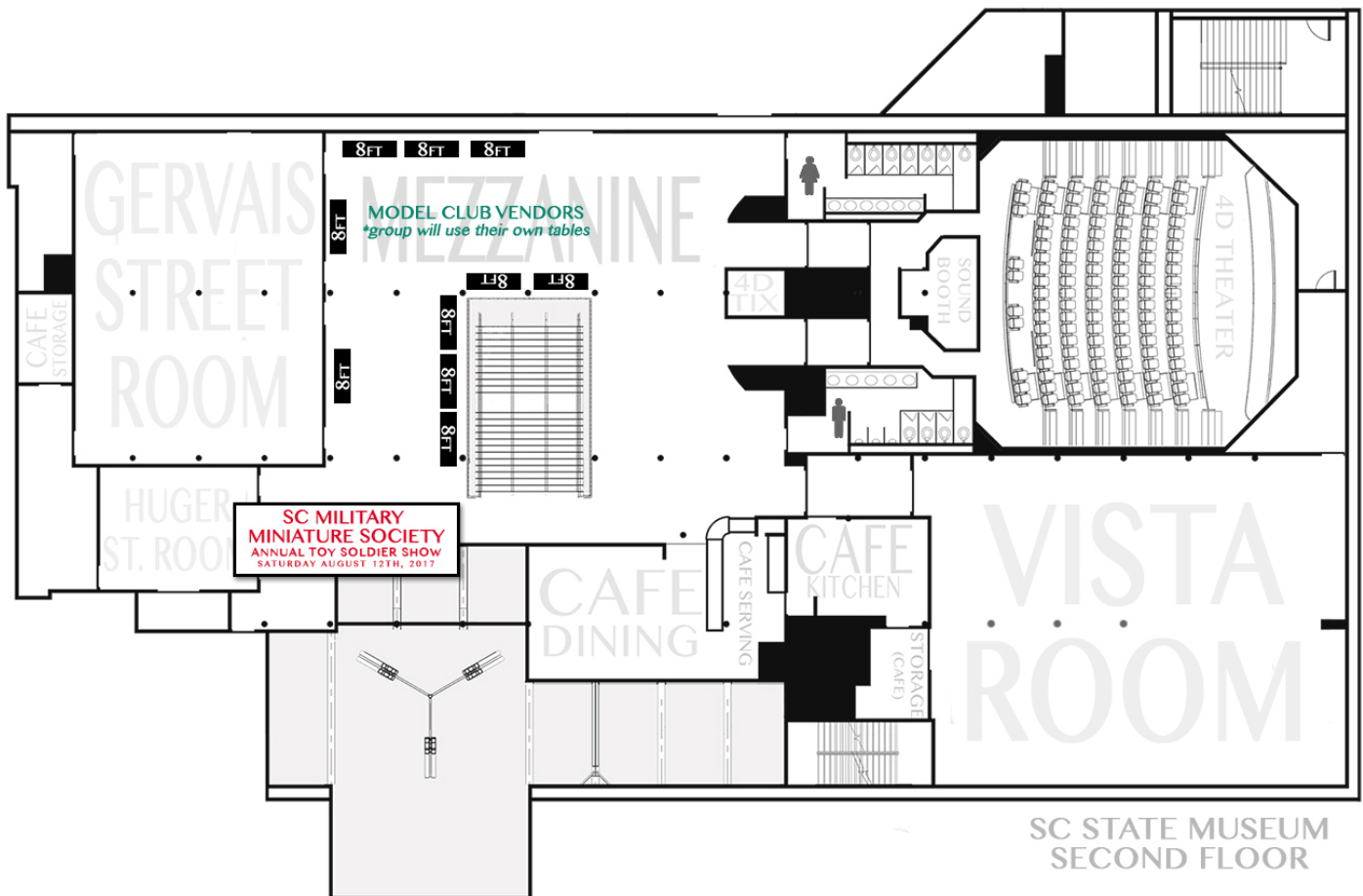
- a. Since last month's meeting when the club members present voted unanimously to undertake the FSB RIPCORDER diorama project, there has been some progress on organizing the project and negotiating with the museum on its requirements.
- b. We have established a group project FaceBook page – RIPCORDER Wildcats – where research information is being posted along with sharing info and ideas on the work to be done. Note that this is a "closed" group and only persons involved in the project have permission to view or post. This restriction is necessary to give us a forum where we can openly discuss all issues involved in the project without "airing our dirty laundry" to our client / patron or others. I will approve any club member's request to join the group, even if you're not actively involved in the project. However, information and discussions on the page **MUST** remain private and kept within the club.
- c. When the diorama and project have been completed, then all of the research information will be moved to a publically accessible online location. We will also provide the CRR Museum with copies of the research for their use.

- d. On Thursday, July 27th, from 1:30-4:30pm, I met with the CRR Director, Mr. Allen Roberson and Dr. Fritz Hamer at the museum to discuss the Ripcord project. Mr. Roberson was very enthusiastic about the proposed diorama. However, he had some reservations about the overall size and tentative placement location as discussed with Dr. Hamer in July.
- e. The museum staff will have to refine their plans, but tentatively, Mr. Roberson wants to reduce the size of the diorama to about 10' x 7' and place it into a corner. The two corner walls would be painted with a landscape backdrop of the mountainous Central Highlands area. This reduction in size should not result in the loss of any major details as initially planned.
- f. Mr. Roberson assured me that the museum will get back with us as quickly as possible in order to complete a contract for the construction of the diorama. I emphasized to him that we need to get started as soon as possible in order to meet their desired mid-January, 2018 deadline.
- g. Our member Steve Reid, Celtic Works, has been doing some resin casting for us already to make the "building block" details needed to construct field work masters for the diorama. These masters will be copied in resin to make the actual features on the diorama. Making multiple resin copies of the many bunkers, howitzer firing positions and other features that will be on the diorama is necessary for us to build it in a timely manner. Scratch-building each of these features, one by one, would take too long.
- h. Unfortunately, Steve has to stop this work for the project in order to take care of some personal business. This means that we needed to find another resin caster who would take on the job for us. After discussing the issue with those members who have already volunteered to work on the project, I contacted Jose Rodriguez, Tiger Productions. Jose has agreed to do the work for the cost of the materials. He will keep the field works and other masters, along with the RTV molds for his own commercial use as compensation for his time and effort producing the resin castings.
- i. At this point, we do not have the construction of any of the models firmly assigned to anyone in the club, so all of the work remains open to anyone who would like to volunteer. Once we have the final requirements / specs and a written contract from the museum, we will hold some sort of planning meeting with all of the folks who have volunteered to work on the project. If you want to become involved, let me know.
- j. So, this is where we stand as of today. Still pending are the final specs / requirements from the museum on the size and other details of the diorama along with completing a written contract with them. Hopefully these issues will be addressed in the next week or so.

7) AMPS Club Display at the SE Toy Soldier Show, SC State Museum

- a. Our club will put on a display of models at the next SE Toy Soldier Show, Saturday, August 12th. The Mid-Carolina IPMS / USA chapter will also be participating with us, and each club will have the equivalent of 16'+ linear table space.
- b. If you want to participate on the AMPS side, please let me know so that I can track and plan out how we'll use our space. If you are a member of the IPMS chapter, please contact Hub Plott to arrange participation in their display, if you want to do that, too. Participation is open to everyone in the club. Bring your models and show them off.

- c. The museum will open the doors at 7am for set up. We must bring our own tables, and at the moment, I have six, 6' tables and one, 8' table that I will be bringing to the museum. I will also bring along our club's banner and stands, along with the other "eye wash" AMPS club stuff. It goes without saying that I would appreciate some help setting things up. We'll have to schlepp all the tables and other swag up to the second floor mezzanine area.



- d. I plan to park on the lower level of the garage adjacent to the river side of the museum. My experience is that if you get there 7-ish, parking is not a problem.
- e. All you should need to bring are the models that you want to put on display. We'll need to keep at least two club members at our tables throughout the day. The show ends at about 4:30pm, at which time, I would also like some help breaking all of our tables down and moving everything back to my truck.
- f. We've never had any problems keeping a couple of folks at our tables while others walked around looking at the other exhibits and displays, so there won't be any sort of formal roster for manning our tables. There will be living history / reenactors with uniforms and weapons displays, lots of vendors selling toy soldier and model related items along with the SC Military Miniatures Society club and member displays.
- g. In the past, this has been a good event for us, and the location that we have been assigned looks like a good one with the potential for lots of foot traffic. We should get lots of interested folks stopping by to look at the models, and we always get a few who are interested in joining the club.

- h. This is a great, no competition opportunity for you to get your models out on public display and to talk about them with interested folks.

8) Floor will be open for new business.

Regular Show & Tell: to follow the business portion of the meeting. Finished models, works in progress and cool new stuff – Bring it all with you to share!

Mike Roof

REMINDER: **The HobbyTown store will close at 7:00 pm (1900).** This means that all purchases at the store must be made before then so that the cash registers can be closed.

6:15 pm (1810): Admin business and Show & Tell.

6:50 pm (1850): Break: Shopping & Social Mixer. Cash registers close at 8:00 pm.

7:10 pm (1910): Reconvene: Continue Show & Tell: Builds and WIPs

8:00 pm (2000): Meeting ends (officially)

Regular meetings are held on 2nd Wednesdays of each month at 6:00 pm (1800) at the HobbyTown store, 10120 Two Notch Road, Suite 5, Columbia, SC 29223, (803) 736-0959.

Up-coming Events

SC Military Miniatures Society, 2017 Annual Toy Soldier Show. The 25th annual toy soldier show will take place on Saturday Aug 12th, 2017 at the SC State Museum. Located at 301 Gervais St, Columbia, SC 29201.

<https://www.scmms.net/>




South Carolina Military Miniature Society



AMPS Atlanta 2018, Atlanta Armor, Figure, and Modeling Contest and Exhibition, February 16-18, 2018. Atlanta Marriott Century Center, 2000 Century Blvd., Atlanta, GA 30345, 404-325-0000. **2018 Show Theme: "REFORGER 1969 - 1989"** (Any Tracked or Wheeled Vehicle used by a NATO country during any REFORGER Exercises). See the AMPS Atlanta Show page for info at: <http://www.ampsatlanta.org/amps-atlanta-annual-show.html>



AMPS 2018 International Convention, Hope Hotel and Richard C. Holbrooke Conference Center, Dayton, OH, Phone: (203) 794-0600, May 3 to 5, 2018. **2018 Convention Theme: TBA.** See the AMPS Homepage for info at: <http://www.amps-armor.org/SiteShows/ShowMain.aspx?sid=71#Show-Theme>



AMPS Central South Carolina Wildcats and **IPMS/Mid-Carolina Swamp Fox Modelers** will be co-hosting a local show held on June 22-23, 2018. Location: SC National Guard Armory, 1225 Bluff Road, South Carolina National Guard, Columbia, SC, 29201, 803-806 4200.

2018 Show Theme: “To Be Announced”

See the following web links for more information:

<http://www.ampscentralsouthcarolina.org/> and <http://calendar.ipmsusa3.org/event/ipmsmid-carolina-local-contestamps-wildcats-local-contest>



2017 New Releases

- **British Cruiser Tank Mk. II / IIA / IIA CS (A10 Mk. I / 1A / 1A CS)**, Bronco Models, 1/35th scale, kit #CB-35150.



- **T-54-3 SOVIET MEDIUM TANK. Mod 1951 (Interior Kit)**, MiniArt, 1/35th scale, kit # 37007.



- **Soviet 2t Truck AAA Type w/ Field Kitchen**, MiniArt, 1/35th scale, kit # 35257.



Minsk, Belarus - December 20, 2015: Soviet Russian army field kitchen in the Belarusian Museum Of The Great Patriotic War.

<http://www.alamy.com/stock-photo/soviet-field-kitchen.html>



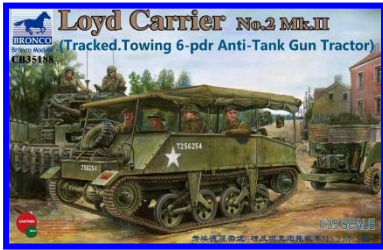
Members Build Blogs

Build Blogs give an in-depth review of the construction process and allow the builders to share their knowledge. We are fortunate to have some of the members in our club with build blogs on modeling web sites.

Mike Roof has 2 on Track-Link.com:



MiniArt T-44 Soviet Medium Tank, Kit # 35193
http://www.track-link.com/forums/site_blogs/27686



Bronco Loyd Carrier No. 2, Mk II (Tracked Tractor), # CB35188, towing a Riich British Ordnance QF Mk. IV A-T Gun 6 Pdr, # 35042
http://www.track-link.com/forums/site_blogs/22053

Jeff Nelson has 1 on Armorama.com:



Fine Molds Japan Ground Self-Defense Force Type 60 APC, FM40
http://www.armorama.com/modules.php?op=modload&name=SquawkBox&file=index&req=viewtopic&topic_id=213731&page=1#2056793

Additionally, Jeff did an In-Box-Review of this kit.
<http://armorama.com/modules.php?op=modload&name=Reviews&file=index&req=showcontent&id=9272>

Keith Frape also has 2 on Armorama.com:



Chieftain Mk. 7 ARRV (Tamiya + Accurate Armor Conversion)
http://www.armorama.com/modules.php?op=modload&name=SquawkBox&file=index&req=viewtopic&topic_id=241027



Up Armored Scimitar LEP with Bar Armor (AFV Club + Castoff Models Conversion)
http://armorama.com/modules.php?op=modload&name=SquawkBox&file=index&req=viewtopic&topic_id=212968

Bryan Moeller has one on Armorama.com:



Flakpanzer IV "Kugelblitz" (Cyber-Hobby's 1/35 scale "Orange Box" Series Kit #09 + Dragon's 1/35 Pz.Kpfw. IV Ausf. J Mid Production, Smart Kit #6556)
http://www.armorama.com/modules.php?op=modload&name=SquawkBox&file=index&req=viewtopic&topic_id=250681#2120546

Interesting Articles – “Facts about the Battle of FSB Ripcord”



FSB Ripcord Association

For Survivors, Family and Friends of the Battle of Fire Support Base Ripcord

101st Airborne Division Vietnam, March 12 - July 23, 1970



A-Shau Valley, Vietnam

101st Airborne Division

March 12, 1970 – July 23, 1970

Mike Roof's Presentation on FSB Ripcord “School Is In Session” - notice those that appear to be sleeping




The Military discouraged the Media from covering the Battle (because they did not want another Hamburger Hill controversy).

So, no one ever knew that:

- The battle lasted 4-1/2 months.
- 139 American Soldiers were killed in The Battle for Ripcord.
- 3 American Soldiers are Missing in Action.
- 3 American Soldiers were awarded The Medal of Honor.
- 5 American Soldiers were awarded The Distinguished Service Cross.
- The Siege of Fire Base Ripcord and heaviest of the battle was from July 1st to July 23rd, 1970 in which 75 Americans were killed.

- There were approximately 25,000 NVA Soldiers in the area of the A-Shau Valley.
- Alpha Company of 76 American Soldiers was attacked by approximately 400 NVA (6 to 1) on July 22nd in which there were 14 Americans killed and 56 wounded.
- The loss of this Battle gave the NVA open territory to move down South in mass forces.
- Hamburger Hill (one year earlier, same area) was the political reason additional troops were kept from being sent in to Ripcord for fear of bad press to America. This left the Americans there on and around Ripcord in danger.
- Chuck Norris the actor had a brother Weiland Norris in Alpha Co. killed in this battle.
- Bob Kalsu from the Buffalo Bills was killed in this Battle.
- Oliver North did a story about Ripcord on "War Stories with Oliver North". * The book "Siege of Fire Base Ripcord" written by Keith Nolan details the battle and the men that fought it.
- The National Geographic TV Show "Inside the Vietnam War" features (in the 3rd hour of the show) the story of "Fire Base Ripcord".
- The book "Hell on a Hilltop" by General Ben Harrison tells of the battle by the American General and the NVA General who fought the American Soldiers.
- Chris Brady wrote the book "Remembering Firebase Ripcord" which has over 100 interviews of Ripcord veterans.



FSB Ripcord Concept Display Model, by Mike Roof

<http://www.ripcordassociation.com/c.aspx?n=facts-about-ripcord>

<https://www.youtube.com/watch?v=Tgd9n9AU-dc>

<https://youtu.be/lssn5kKOPBo>

Mike Roof
AMPS #1632
Chapter Contact

Interesting Articles – Aftermarket Accessories & Reference Books

Aftermarket (AM) Accessories & Reference Books – *Why Did I Buy So Many?*

Disclaimer: *“The following article represents my own opinions and observations and do not specifically reflect the opinions of other modelers. Additionally, all purchases consist of a purchase history of more than a year. This article will explain in “my mind” the reasons, whether right or wrong, as to why I made the purchases and whether future indulgences increase my level of modeling skills or adds to the overall look of the model.*

How many of us purchase a model kit and then buy aftermarket accessories and references which account for more than the initial price of the kit?

I have been pondering and assessing the pros and cons of this build ever since November 2016 when I attended with the club members a tour of the NACM at Ft. Benning, Georgia. I saw the King Tiger on display and decided to take several pictures. Then when Takom introduced their King Tiger kits I decided to build a representative model based on the restoration facility's display.

While contemplating articles to include in the upcoming newsletter, I noticed a full baggie of after market accessories and photo etch I had purchased since acquiring Takom's King Tiger kit. Since I had purchased these articles over several months, I didn't realize the extreme I had gone to with the purchases up until now. But, how did I acquire so many parts? And why did I acquire so many parts? So the following article attempts to explain why I did.

What are the real reasons we buy aftermarket items?

1. Is it we don't have the confidence in our ability to build using provided kit parts?
2. Does the AMPS judging system have any bearing on these purchases?
3. Do we think we can't make a gun barrel look perfect without mold seams showing?
4. Can we not glue together individual tracks or make vinyl tracks that imitate swag?
5. Do after market accessories represent a more accurate product?
6. Do we really need all those reference books?

For last kit you constructed and bought after market accessories, did you keep a record of how much you spent? Well, let's take a look at my purchase of after market accessories and reference books just for this one kit.



Figure 1: The Kit



Figure 2: AM Accessories (drool, drool)



Figure 3: Reference Books

<u>Scale Model Kit</u>	<u>Cost</u>
Takom King Tiger Kit # 2073	\$57.39
<u>Aftermarket Accessories</u>	<u>Cost</u>
Tiger Mix # 1 Fine Transfers #AR35155 (Archer)	\$15.06
7.92mm MG 34 Barrels # B35-030 (ArmourScale)	\$16.40
8.8cm KwK 43/3 L/71 King Tiger Metal Barrel # 35L-216 Aber	\$12.52
Generic Instrument dials (Archer)	\$9.98
Tiger II Metal Tracks # ATL-16 Friulmodel	\$39.99
Metal Barrel Cleaning Rods w/ brackets R-32 (Aber)	\$10.97
Vector Cut Nuts and Bolts (Raffle Item)	\$2.00
RB Models Towing Shackles (RB Models)	\$8.83
Tamiya 88mm Brass Shells	\$11.34
<u>Reference Books</u>	<u>Cost</u>
Kingtiger Heavy Tank 1942-45	\$7.61
Kagero Book: Königstiger - Tiger II	\$15.58
Schiffer Publishing The "King Tiger" Volume II	\$12.60
SuperKing	\$91.20
AFV Profile 48 WW2 German Pz. Kpfw. VI Tiger I	\$12.59
Tiger Tank Paperback – September, 1995 Michael Green	\$9.34
Ammo/Mig Jiminez King Tiger Photo & Art Reference Book!	\$12.13
Total Spent	\$345.53

Table 1: Accounting (i.e.; a bunch of numbers that make your head hurt)

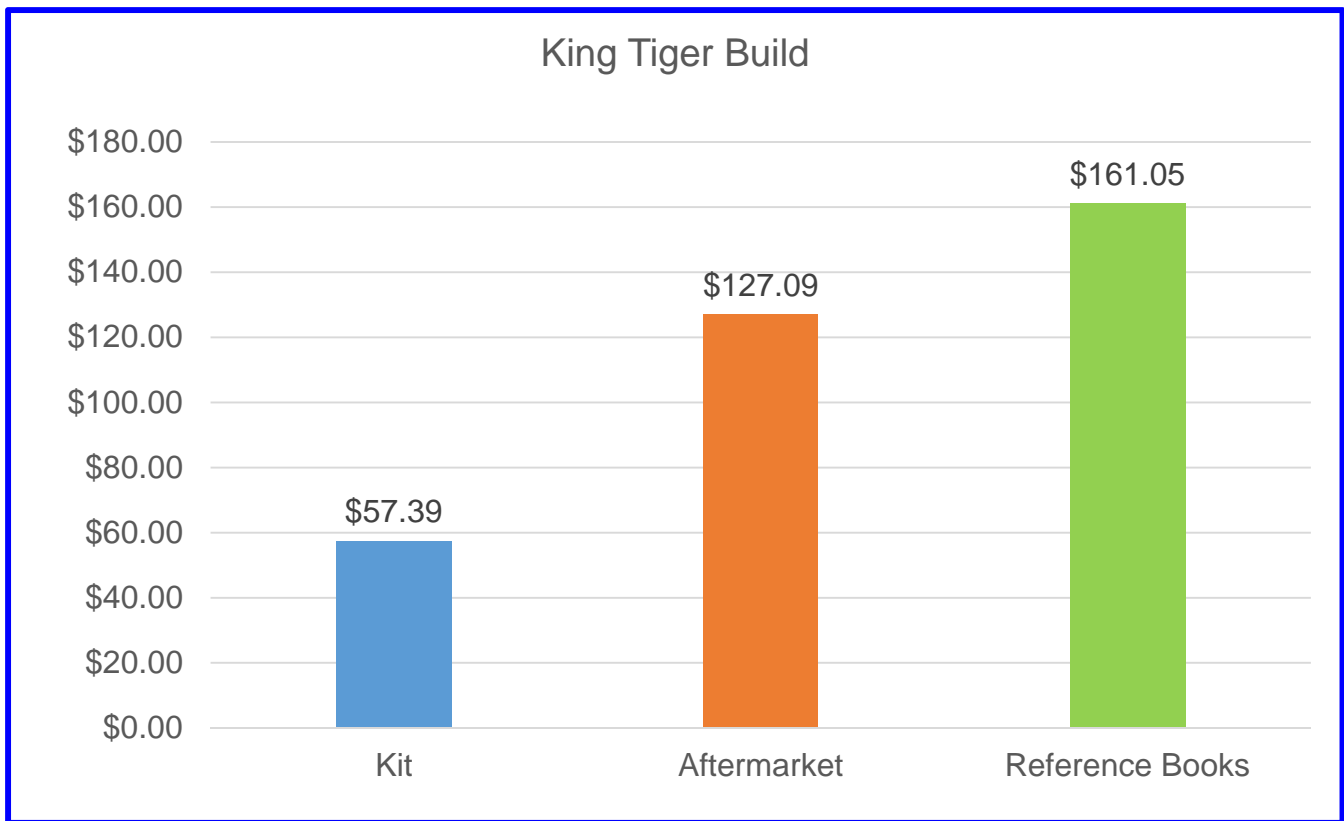


Chart 1: Pretty Colored Bars of Money

What did I learn from writing this article?

To answer the first question, "Is it we don't have the confidence in our ability to build using provided kit parts" and third question, "Do we think we can't make a gun barrel look perfect without mold seams showing"? By modeling using kit parts I believe I am able to achieve detail that should take me to the next level or in a class as other members of AMPS. And by adding a few aftermarket items I could come closer to having a better representative part true to the actual tank. As an example, with regards to the 88mm shells it seems the Tamiya brass rounds do in fact represent a more accurate shell than the kit part. And with this build I needed individual rounds to place inside the turret. Takom only provides the shells already in the racks. So this purchase was necessary. Could I have cut the rounds from the kit molded rounds, possibly, but I took the easy way out and bought the Tamiya shells. With regards to the bow mounted 7.92mm MG-34, the kit part doesn't have the barrel end flare the metal one does. Nor is it drilled out. Could I have drilled and flared the kit part? Possibly, but here again I took the easy way out and bought an after market metal barrel. Same with the main 88mm gun barrel. I could have with care removed the seam lines. But, here again I took the easy way out.

And so it goes on and on. With every after market item I reviewed and bought, I could have used the kit part. I did find enjoyment in researching vendors, comparing prices and reading reviews of aftermarket accessories I could possibly use. Additionally, it's always nice to have the postman drop a package at the front door. So, what is the answer?

To answer the second question, "Does the AMPS judging system have any bearing on these purchases"?

If we look at one of the statements defining an Intermediate modeler one can assume by using photo-etch (an after market item) does in fact have a bearing on it's use. Under the **Competition Skill Levels** within the AMPS judging system an intermediate modeler is defined as:

“INTERMEDIATE modelers with average to above average skill. Modelers at this level generally make some modifications or conversion to their work or use commercial upgrades. *INTERMEDIATE* modelers may have been promoted from *BASIC*, won awards at other shows, or chose to enter at this level from the start. An *INTERMEDIATE* modeler is someone to whom some or all of the following apply:

- Adds photo-etched and/or resin details
- Uses aftermarket conversion kits
- Scratch builds details and makes modifications to actualizing kits
- Uses reference material for actualizing ideas
- Improves models by cross-kitting
- Builds full resin kits
- Displays models on complementary bases or with figures”

As to the fourth question, “Can we not glue together individual tracks or make vinyl tracks that imitate swag”? The kit provided individual links seem to be a good representation of the historical tracks. I saw very little mold seams and only a few mold release points on the inner side of the link. This obviously would have taken quite some time to clean up, but, I do have the time. Why did I buy metal links then? I have used them before and they do look very good. Sag is easy to achieve as Mike showed us in one of his presentations. But here again I took the easy way out.

On to question five, “Do after market accessories represent a more accurate product”? Obviously in detail they do. In my little experience most kit parts don’t provide the detail as compared to some after market parts. And from some experience and reviews a lot of kit manufacturers do not even include that extra detail. After market accessories do provide that. So here again, I probably could have gone with Takom’s kit parts.

And lastly question six, “Do we really need all those reference books”? A long-long time ago I was a substitute history teacher while I was going to college. (obviously it doesn’t show in my writings or my historical knowledge) I always found having reference books on hand was a good thing. I do the same with woodworking. It’s always, in my mind, easier to have a written document to refer to on hand. But in the time of web and what’s available on it, I could have used that source. But here again these purchases were over several months and the total cost I had spent was not apparent until now. Having researched this King Tiger build and having three other Takom KT kits, I can use the reference material for these builds.



So in retrospect, did I justify the purchases? I really don’t know. Probably yes and probably not. The next time you build a kit, keep a record of the purchases. I believe you will be surprised.

Phil Cavender
AMPS # 3060, IPMS# 50085
Editor, “The Wildcat”

The USA Historical AFV Register

Mike Roof has provided us with a great link he found that may be of interest to all.

"For those who are interested in preserved AFVs or photographing them for research, here's a link to the latest issue of the AFV Register Organization's "The USA Historical AFV Register."

The register is broken down by state and city, with the AFVs listed along with their exact locations (to include GPS lat/long coordinates). This is a good list to keep saved on your computer.

If you travel around you can plan accordingly (look up your travel destination or itinerary stops to see what interesting AFVs might be there), and if you need reference material on a particular vehicle, you can often contact one of your "virtual" friends online who lives near an exhibit to take some pictures for you".

<http://afvregister.org/Downloads/The%20USA%20Historical%20AFV%20register%204.0.pdf>

The USA Historical AFV Register

*Armored Fighting Vehicles Preserved
in the United States of America*

V4.0

March 2016

**Michel van Loon
Neil Baumgardner**

For the AFV Association



Picture by Paul Hannah


Support Our Local Vendors



10120 Two Notch Road, Suite 5
Columbia, SC 29223
(803) 736-0959
<https://www.hobbytown.com/columbia-e-sc/l57>
HobbytownColumbiaSC@gmail.com

(* Denotes New Store Hours)

*Sunday	12-5
Monday	11-7
*Tuesday	Closed
Wednesday	11-7
*Thursday	11-7
*Friday	11-8
Saturday	10-8



405 State Street
West Columbia, SC 29169
(803) 791-3958
Mon – Sat, 10am to 6pm



5633 Broad Street
Sumter, SC 29154
803) 983-5084
Mon – Sun, 2pm to 7pm



Classified Ads

All submissions for entry into the Classified Ads section should be submitted to the editor two (2) weeks prior to the monthly AMPS meeting. Next submission deadline will be August 30, 2017.

For Sale: Eliere Tolan wants to sell a DML1/35 King Tiger, Henschel turret with zimmerit (kit 6208). He also has two photo etch sets (Eduard and Voyager) and two aluminum gun barrels as well. The kit has been opened, but not the bags. This is an early version kit and does not have the molded on zimmerit that later versions of this kit does, but the kit does have Atak zimmerit, which can be applied separately if so desired. \$60.00. Buyer pays postage. See Wildcats Build Site on Facebook for pictures. **Contact Eliere Tolan.**

For Sale: Tamiya T34/ 76 with New Connections metal gun barrel and Eduard photo-etch for sale ~ \$48. **Contact Tom McCoy.**

For Sale: John Sherrer has a large number of DML/Dragon figure kits that he would like to begin divesting himself of in the coming months. They are too numerous to list. Contact John directly for specific kits he has in his stash. **Contact John Sherrer.**

Wanted: I am looking for the Eduard (35 233) 1/35 photoetch M110A2 SPH update set for the Italeri M110/M1102, and M107 kits. As with the Hobby Fan resin Kit, I kept waiting to buy one until it also was gone! -- Are you picking up a recurring theme here? **Contact Carl Wethington.**

Wanted: I am looking for the Hobby Fan (HF001) 1/35 resin M110A2 SPH update set for the Italeri M110/M1102, and M107 kits. As you can tell from the item number it was the first resin detailing kit make by Hobby Fan. It was an excellent set that replaced much of the traditional Italeri soft detail, and included an outstanding loader / rammer section. I kept waiting to buy one -- until, well, it was gone! If you come across one, I would be glad to "rent" the set to make resin masters for my M110 and M107 kits. Thanks for any leads you can offer!
Contact Carl Wethington.

“The Day Room”

In the US military, most company-level units have a “day room” in the barracks where the troops hang-out, relax, and BS. When you want to learn the latest in “rumor control,” you swing by the day room and chat-up the Joes and Janes hanging out there. They might not always get it right, but they’re always willing to tell ya just what they think! So, welcome to “the Day Room...”

Don't forget about the upcoming events to show our support.

Also don't forget to send me your favorite techniques you've learned through the years. We all would benefit. I'll include them in our next newsletter.

Finally, if you aren't a member of AMPS, now is the time to join. **Join AMPS Now!**

<http://amps-armor.org/>

Happy modeling,

Phil Cavender

Editor, “The Wildcat”, AMPS Central SC “Wildcats”

Special Note:

The March/April 2017 issue of Boresight included a full-page spread of our chapter's NACM Heritage Foundation "Memorial Paver Program" Chapter Donation Challenge poster.

Who is up to the CHALLENGE?

**NACM Heritage Foundation
"Memorial Paver Program"
Chapter Donation Challenge**

As an acknowledgement of our appreciation for the work being done by the National Armor & Cavalry Museum (NACM), and in an effort to support them, our AMPS chapter voted in November, 2016, to make a donation to the museum's Heritage Foundation's "Memorial Paver Program." This is a fund raising effort intended to help raise the money needed to build a permanent home for the NACM. Our club members decided to donate \$250 out of our treasury. In addition to this donation, ten members decided to make extra individual donations of \$25 each, for a grand total of \$500 from the AMPS Central SC "Wildcats".

The NACM will one day be the place that armor fans and military history buffs have always wanted to see in the United States. However, the museum's staff and volunteers are not waiting for a "pie-in-the-sky-some-day", but are working hard today to preserve, conserve, memorialize and educate. AMPS Central SC "Wildcats" are proud to be able to contribute to that mission.

We challenge all other AMPS Chapters to step up and donate to this excellent cause.

The "Wildcats" who went the extra mile to make individual donations are (l to r):
Jeffrey Nelson, Phil Cavender, Mike Roof, David Varettoni, Michael Child, Ralph Nardone, and Tom Wingate.
Not pictured are Clint Mcleod, Carl Wethington, and Bryan Mueller.