




Force Sensing Handles

Available now for G-Force®, Easy Arm® and G-Jib™

The new Force Sensing Handles for Gorbel's G-Force product line offer versatility in ergonomic lifting. Compared to standard slide handles, which use displacement of the handle to initiate upward or downward motion, the new design senses force applied without any handle motion. This creates a versatile option for tooling, or elongated handles that perfectly serve applications with a wide range of motion.




CONFIGURATIONS

	In-Line	Hub	Remote Mounted
Available Lengths	24" & 36" Standard	N/A	24" & 36" Standard
Options	Custom handle lengths available	1" diameter, 24" long round steel tube handle with option to mount Soft Touch handle grips to either end. Mounting plate for mounting the hub to custom tooling frame (by others).	Custom handle lengths available
Best Used When:	When very low or very high pick and place points require hand-over-hand lifting. Eliminates the need to bend over to reach into deep bins or dunnage.	Provides the most flexibility for custom tooling solutions by allowing a wide range of handle bars (by others) to be mounted to the hub. The hub can also be mounted anywhere on the custom tooling frame. When the operator needs to control up/down motion by applying force to any point on the handle bars or other control fixtures attached at the hub.	Provides the ability to remote mount a 24" or 36" Force Sensing Handle to a tooling frame (by others). This is beneficial for ergonomically reaching high and low pick/place points.


DIMENSIONS

G-FORCE®

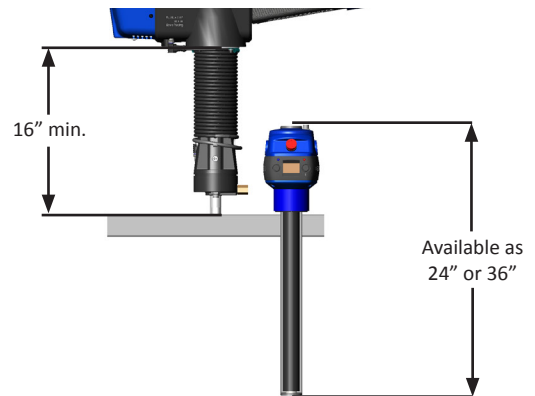
In-Line (FSI)



Hub (FSH)

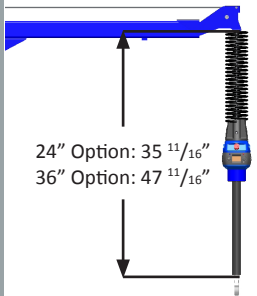


Remote Mounted (FSR)

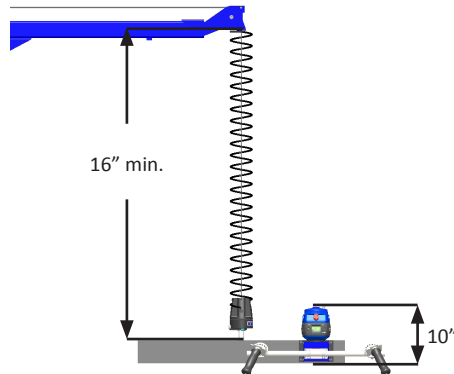


EASY ARM®

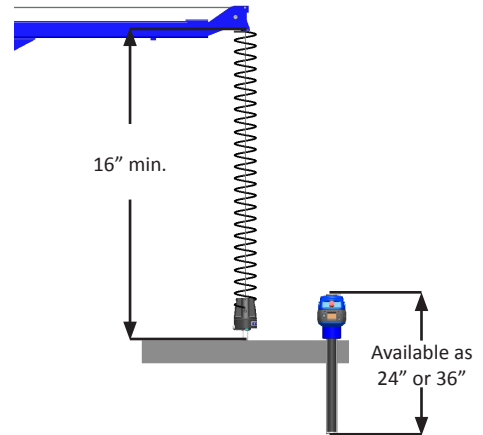
In-Line (FSI)



Hub (FSH)

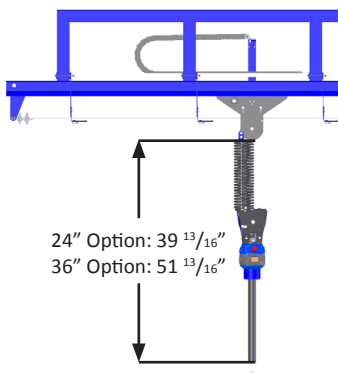


Remote Mounted (FSR)

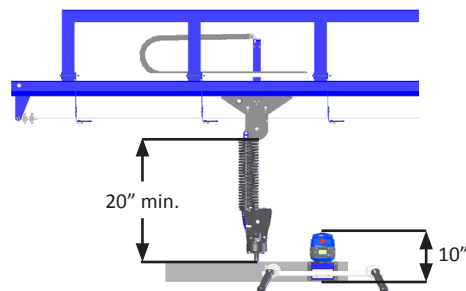


G-JIB™

In-Line (FSI)



Hub (FSH)



Remote Mounted (FSR)

