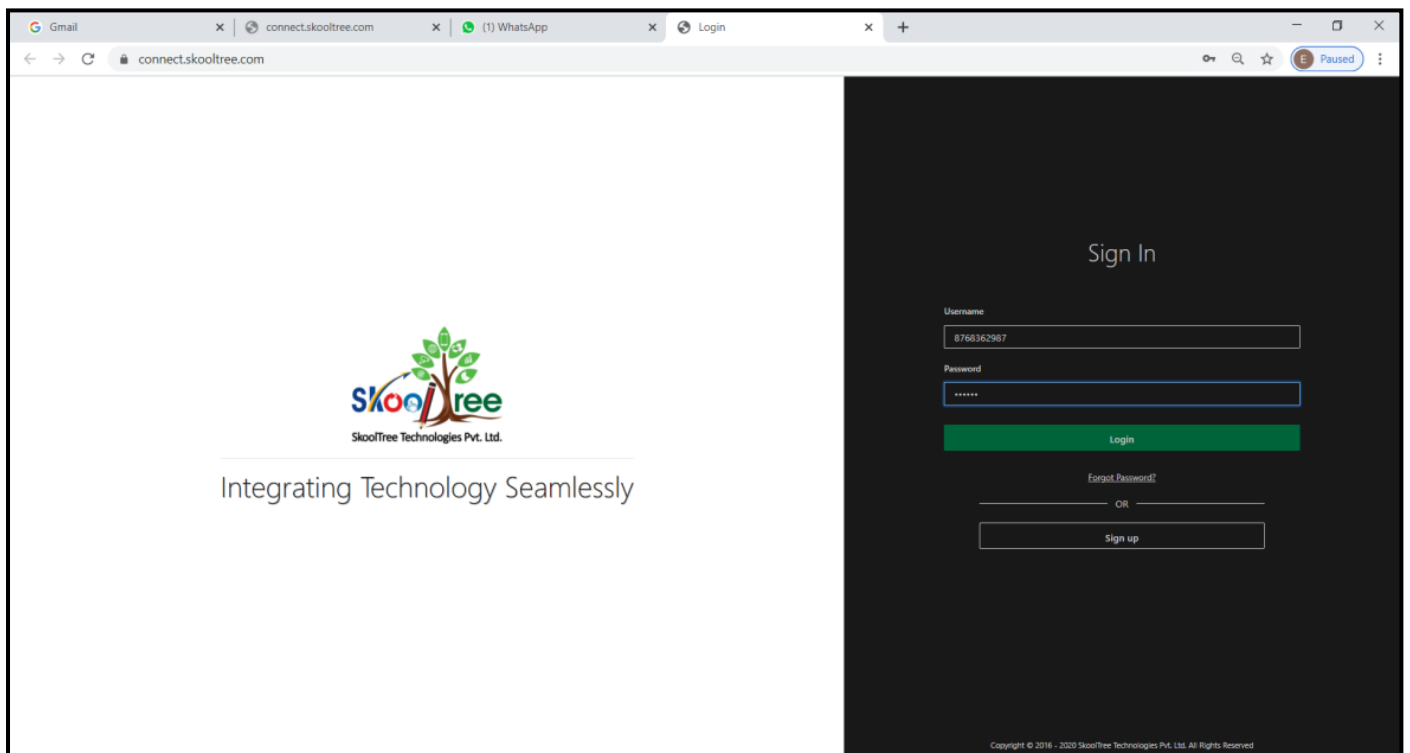
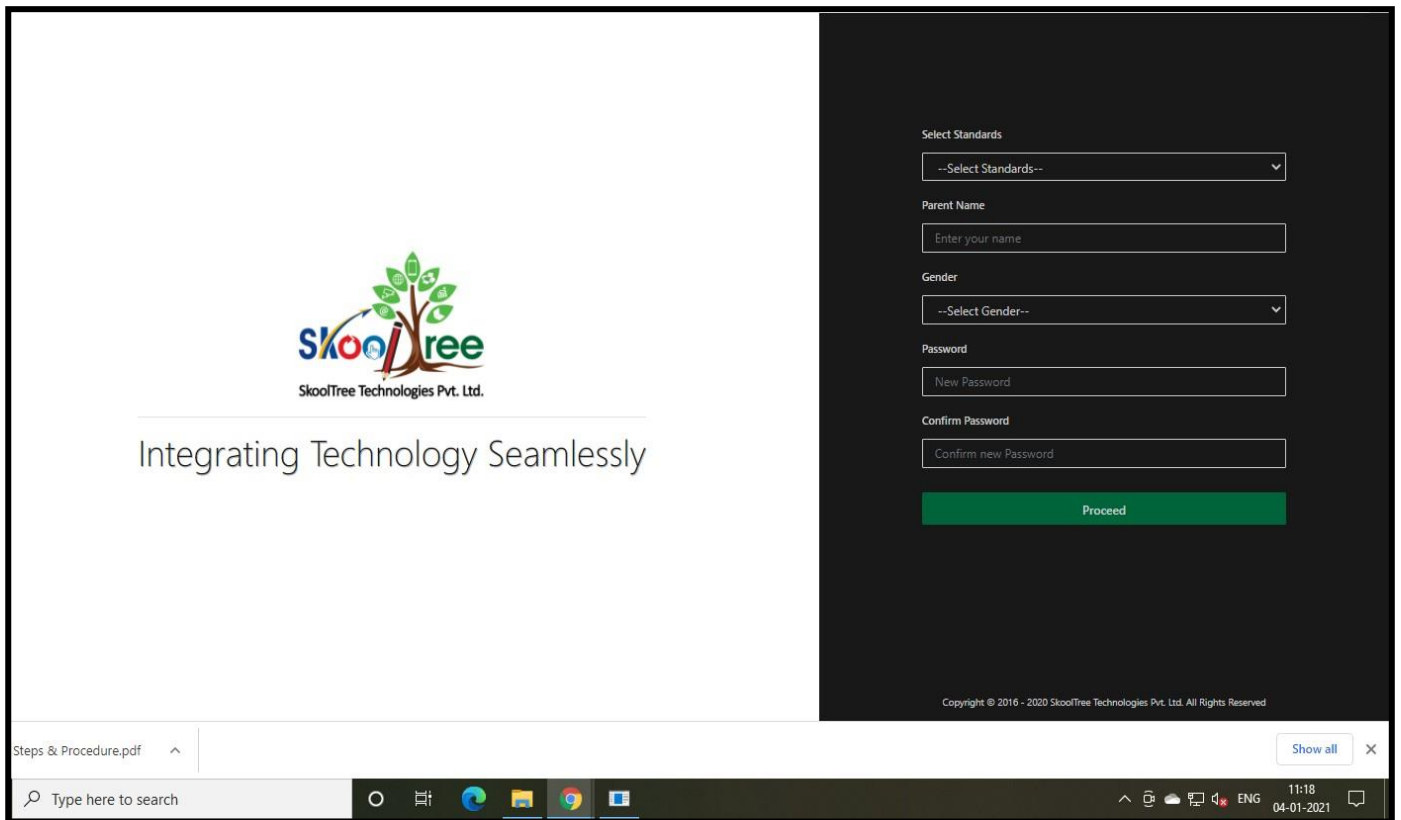


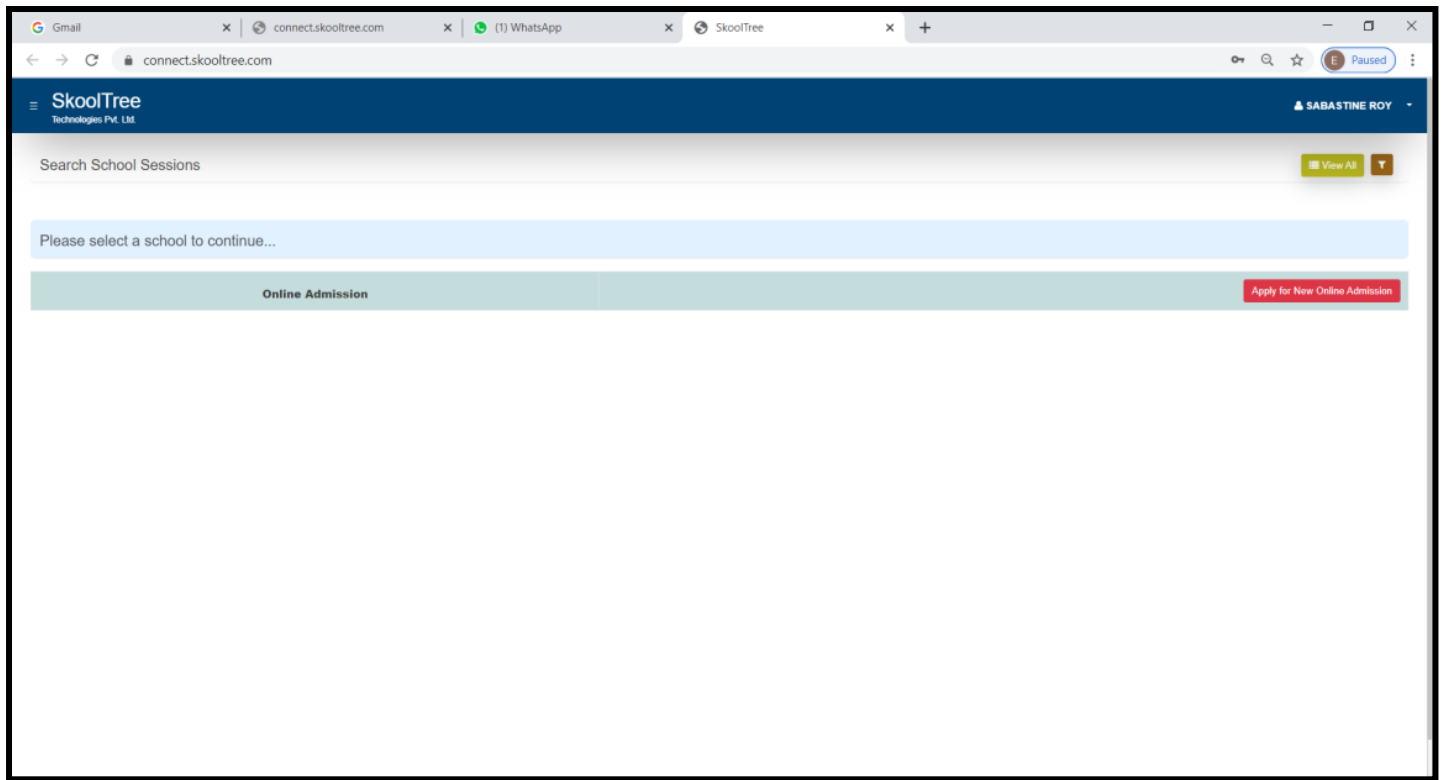
# **STEPS TO BE FOLLOWED WHILE SUBMITTING ONLINE**

## **APPLICATION FORM:-**

1. Please Enter **Father's Name, Mobile Number, and Password.** (*You will create your own password.*)
2. Click on **Register**
3. Then Click on **Login** with the given Mobile Number and Password generated by you.
4. Click on Apply for the New Application, choose the class, and write candidates name.
5. Please download the **Admission Policy and Procedure.**
6. **NOTE: Tick the check box given below the Admission Policy and Procedure**  
☒ ***I understand the terms and conditions.***
7. Kindly go through **the Admission Policy and Procedure**. Wrong entries will not be entertained. For any queries contact the school office.  
9430028880, 9572004821 (between 10:00 am to 12:00 pm)
8. Do the Payment first and start filling the **Application Form.**
9. After filling the form you will get two options – **1. Save    2.Submit**
10. **“SAVE”** is used to save the entered data that can be changed later on.
11. **“SUBMIT”** means you are going to submit data finally, after this no modification is allowed.
12. Please enter all the information in **CAPITAL LETTER ONLY.**
13. All the columns in the Application form must be filled. If not printed or missed kindly fill it manually in the hard copy before you submit to the school.  
**Incomplete forms will be rejected.**

The screenshot shows a web browser window with the URL `connect.skooltree.com/?online-admission=1&client_id=440&id=83`. The page layout is split into two main sections. On the left, there is a white area with the SkoolTree logo, which consists of a stylized tree with green leaves and a brown trunk, with the text 'SkoolTree Technologies Pvt. Ltd.' below it. Below the logo, the tagline 'Integrating Technology Seamlessly' is written in a large, grey font. On the right, there is a dark grey sidebar with the title 'Online Admission' in white. Below the title, there is a 'Phone Number' label, a text input field with the placeholder 'Enter Phone Number', and a green button labeled 'Proceed With Phone Number'. Below the button, there is a 'Login' link. At the bottom of the sidebar, there is a copyright notice: 'Copyright © 2016 - 2020 SkoolTree Technologies Pvt. Ltd. All Rights Reserved'. The browser's address bar and taskbar are visible at the top and bottom of the window.





[CLICK HERE TO PROCEED](#)