



# The WILDCAT



**Oh, Dear!  
We've added  
another Section.  
When will We  
Stop?**

Vol. 7, No. 6

Published by AMPS Central South Carolina

September, 2016

## Inside This Issue

- Meeting Minutes.....1-4
- Upcoming Events.....4-6
- New Releases.....7-8
- Members Build Blogs.....8-9
- New Techniques.....9-10
- Interesting Articles.....10-16
- Support Our Vendors...17-18
- Classified Ads.....18-19
- The Day Room (Editor).....19

Welcome to the latest issue of our newsletter. We try REALLY hard to publish this each month, but sometimes stuff happens, or you know, CRS flair ups occur. Of course, what's published in this newsletter is probably out of date, known by everyone already, or completely off-topic. Maybe everyone will like the pretty colors, but then your ink cartridge will probably run out after only printing a couple pages. This paragraph is what's known as "filler text", which we needed since we added the snazzy table of contents and this area was kind of empty.

Additionally, we have returned the "Classified Ad" section to the newsletter. This section will give you a space to advertise items you want to barter, swap, sale or trade. Or even a request for research material. Check it out. Contact the seller directly. Note personal email addresses are not listed on the public site. Contact the seller directly via his/her email addresses.

Check out our website for more info & photos:  
<http://www.ampscentralsouthcarolina.org>



Visit us on Facebook at:

<https://www.facebook.com/ampscentralsouthcarolina>

**NEXT Club Build Day:  
24 SEP 16 @ the Roof's House.**

## Regular Meeting Minutes, 10 August, 2016

Our last meeting was held on Wednesday, 10 August, 2016 from 6-8 pm at the HobbyTown store in the Publix Shipping Center (North Pointe Shopping Center), Two Notch Road, Columbia (NE). We had 25 members in attendance, and they brought in 12 models for Show & Tell. This month's raffle prize was Tamiya 1/35 "Russian Tank Destroyer SU-85" kit won by Daniel Karnes.

1. T26E4 Super Pershing Pilot #1 (Hobby Boss + Fruel metal tracks, metal barrel), 1/35 – Trevor Edwards

2. Panzerkampfwagen VI Tiger I Sd.Kfz. 181 Ausf. E (finishing uncle's 1970s build; Tamiya + self-cast Road Wheels, Model Club workable plastic tracks), 1/35 – Dave Cicimurri
3. AM General M998 HMMWV, 1 PLT, CO C, TF 168. 34 ID (IOARNG), Afghanistan JUL04 (Tamiya M1046 Humvee + ET Model PE, Panzer Art Resin Tires), 1/35 – Ben Brandes
4. U.S. M60A3 105mm Gun Tank (Tamiya + Eduard PE, AFV Club M60 / M48 T142 Track Links Workable), 1/35 – Ben Brandes
5. M1078 LMTV (Armored Cab)(Trumpeter + Voyager Armor Upgrade, ET Model Weighted Road Wheels, Minor Workable Leaf Springs), 1/35 – Daniel Karnes
6. Universal Carrier Mk. I (Tamiya), 1/35 – John “Turkey” Melton
7. M4A3 (76) W VVSS Sherman “Battle of The Bulge” (DML + Miniart U.S. Tank Crew - NW Europe), 1/35 – Michael Child
8. Mk. I Male WWI Heavy Battle Tank (Takom), 1/35 – John Currie
9. T-44 Soviet Medium Tank & SFFGH GFJDJG (Miniart + Yoshie Figure), 1/35 – Mike Roof
10. U.S. Army 3 inch AT Gun M5 on Carriage M6 (AFV Club), 1/35 – Carl Wethington
11. U.S. Army 3 inch AT Gun M5 on Carriage M6 (KMC Resin Conversion + Italeri 105mm Howitzer), 1/35 – Carl Wethington
12. Tiger 1 Late Production Pz.Kpfw.VI Ausf. E (DML + Model Club Metal tracks), 1/35 – Tom Wingate

Photo Album on our webpage:

<http://media5ik1.onlineview.it/FullScreenSlideShow.aspx?gallery=4775177&mt=Photo>

### **Business items:**

**1)** Treasurer's report: No changes, current bank balance is approximately \$4187 with approximately \$200 cash-on-hand. Pending major expense is \$400 to update our website.

**2)** The trip to the American Armor Foundation (AAF) Museum, Danville, VA has been organized. We have reserved two, 7-pax rental vans (possible to reserve another). Currently have 12 members signed up with 2 seats left. Cost per head will be \$34.50 + share of the gas if we get 14 riders. (If we don't fill all 14 seats, we can either cancel one van or spread the prorated cost to everyone going.) Museum tickets will be \$9 if we reserve them ahead of time. Steve Reid and Mike Roof will drive, picking up the vans from CAE on Friday, 14 Oct, and returning them on Sunday, 16 Oct. **Request that all riders pay in advance NLT our 12 October regular meeting.** We have several members who will join us in Danville. Mike Roof will need a firm list of those folks to reserve the museum tickets.

**3)** We discussed and selected Saturday, 24 September as the date for our next “Club Build Day”. We will hold the event at Mike Roof's house. Light refreshments and lunch (pizza?) will be served.

**4)** The November trip to Ft. Benning to tour the NACM is on. David Hobbs (our POC) has contacted me to say that he is open to any Saturday that month. During the August meeting we selected the weekend of November 4-6 for the trip. Tentative itinerary is to drive to Columbus, GA on Friday, tour the museum on Saturday, and return on Sunday. The travel option of taking private autos was also selected, so all attendees will either drive themselves or ride-share with another club member. The club will pay to take our host, David Hobbs and a guest out to dinner, probably on Saturday night. David Varetonni has offered to research hotel options in Columbus.

**5)** Floor was open for discussion of the 2016 IPMS/USA National Convention. Several club members won awards in armor and non-armor categories. See the article later in this newsletter for the list of Wildcat entries and their results, along with the link to the Official IPMS/USA Award

Pictures. Congratulations to all the winners! Also, our AMPS Club Display seemed to be well received by the convention patrons with lots of folks stopping by to look and chat.

**6) New Business:**

a) Club Group Build: "T-34 Based Subjects – All Eras, All Nationalities, All Scales." The subject just needs to be based on the T-34 hull / chassis, so self-propelled guns (SU-122/85/100) as well as other variants besides the standard gun-tanks are acceptable. Build will start this month, August, with a target end date of 15 February, 2017. This will allow us to present a club display at the Atlanta AMPS show, 17-19 Feb, 2017. Steve Reid will be guiding the build with advice, recommendations for kits and accessories, along with research assistance. Mike Roof will contact the Atlanta AMPS president, Mike Reaves to coordinate for the club display.

## Tentative Agenda, Regular Meeting, 14 September, 2016

Our next regular meeting will be held on Wednesday, 14 September, 2016, 6-8 pm, at the HobbyTown store in the Publix Shopping Center (North Pointe Shopping Center), on Two Notch Road, Columbia (NE).

**Tentative Agenda Business items:**

1) Treasurer's report: No changes, current bank balance is \$4186.82 with approximately \$200 cash-on-hand. Pending major expense is \$300 to update our website. We will commit the funds to convert our WebBuilder to version 7.0 over the next month.

2) The trip to the American Armor Foundation (AAF) Museum, Danville, VA is on track. We have reserved two, 7-pax rental vans (possible to reserve another). Currently have 12 members signed up with 2 seats still left. Cost per head will be \$34.50 + share of the gas if we get 14 riders. (If we don't fill all 14 seats, we can either cancel one van or spread the prorated cost to everyone going.) Museum tickets will be \$9 if we reserve them ahead of time. Steve Reid and Mike Roof will drive, picking up the vans from CAE on Friday, 14 Oct, and returning them on Sunday, 16 Oct. **Request that all riders pay in advance NLT our 12 October regular meeting.** We have several members who will join us in Danville. Mike Roof will need a firm list of those folks to reserve the museum tickets.

3) Our next Saturday "Club Build Day" is set for Saturday, 24 September, 2016, 11 am – 7:30 pm at Mike Roof's house. Members may arrive and depart on their own during the day. We will have light refreshments (drinks and snacks) available and will have lunch (pizza?). Members may bring anything to work on (doesn't even have to be armor). Workspace will be "first come – first served," so come early for the best spaces. Mike will let you borrow any tools that he has, but if you know you'll need something, it's best to bring it along.

4) The November trip to Ft. Benning to tour the NACM is on for the weekend of 4-6 November. David Hobbs (our POC) has contacted me to say that those dates are good. The itinerary is to drive to Columbus, GA on Friday, tour the museum on Saturday, and return on Sunday. Travel will be by personal auto, either drive yourself or ride with another club member. Tentatively we will take our POC and a guest to dinner on Friday or Saturday (paid for by the club). David Hobbs has suggested the "In Town Suites" 6040 Knology Way, Columbus, GA as a good place to stay. Dave Varetonni is also researching lodging options.

5) Mike Reaves, President, Atlanta AMPS has given us the go-ahead to do a club build (T-34 builds) display at their 17-19, February, 2017 show. You will be able to register and get your model judged and then have it placed by the runners with our club display. Mike Roof has also got a tentative OK from Mike Petty to do the same thing at the 2017 AMPS I-Con in Danbury.

6) We will discuss and get ideas for monthly “programs” for our meetings – SBS, How-to, Demos, etc. I would like to be able to schedule these out as far in advance as possible with volunteer presenters. Also, I would like to discuss the desirability of having monthly “Show & Tell Themes” – subjects, eras, tools, references, materials, etc. These could also be scheduled in advance and put on a meeting calendar.

7) Floor will be open for new business.

**Regular Show & Tell** to follow the business portion of the meeting. All topics and model subjects are welcome – completed builds, works in progress, “new stuff” (kits, books, tools, materials, etc.). Don’t forget, if you can make it, the “meeting after the meeting” for dinner and socializing. This month, as usual, we’ll probably go to Schianos next door, but we’re open to other ideas...

*Mike Roof*

REMINDER: **The HobbyTown USA store will close at 7:00 pm (1900).** This means that all purchases at the store must be made before then so that the cash registers can be closed.

6:15 pm (1810): Admin business and Show & Tell.

6:50 pm (1850): Break: Shopping & Social Mixer. Cash registers close at 8:00 pm.

7:10 pm (1910): Reconvene: Continue Show & Tell: Builds and WIPs

8:00 pm (2000): Meeting ends (officially)

*Regular meetings are held on 2<sup>nd</sup> Wednesdays of each month at 6:00 pm (1800) at the HobbyTown USA store, 10120 Two Notch Road, Suite 5, Columbia, SC 29223, (803) 736-0959.*

## Up-coming Events

**Americans in Wartime Museum 2016 Open House**, September 24 and 25, 2016, 10 am to 4 pm both days. “Tank Farm” in Nokesville, VA. [www.nmaw.org](http://www.nmaw.org)



**Club Build Day**, September 24, 2016, 11 am to 7:30 pm at Mike Roof’s house.

**Blue Ridge Modelers Free Time Fall Festival**, October 8, 2016, at the Free Time Hobbies Blue Ridge Georgia starting at 9 am. An IPMS judging event.

<http://www.blueridgemodelers.com/>



**South Carolina Modelers 18<sup>th</sup> Annual Fall Model Contest**, October 15, 2016, Cokesbury United Methodist Church, Gym, 4990 Dorchester Road, North Charleston, SC, 29418. More information about this show can be found at <https://www.facebook.com/South-Carolina-Modelers-Association-154759921252065/?ref=ts>.



**AAF TANK MUSEUM, America Armored Foundation (AAF) Museum's "Run Day"**, on Saturday, October 15, 2016, 3401 US Highway 29, Danville, VA 24540, Call: 434-836-5323. Info on the museum can be found on their webpage: <http://www.aaftankmuseum.com/>



# AAF TANK MUSEUM

American Armoured Foundation, Inc.  
Tank and Ordnance War Memorial Museum

**National Armor and Calvary Museum Group Trip**, Ft. Benning, Georgia, November 4-6, 2016.



**Atlanta Armor, Figure, and Modeling Contest and Exhibition**, February 17-19, 2017 at the Atlanta Marriott Century Center. Atlanta Marriott Century Center, 2000 Century Blvd., Atlanta, GA 30345, 404-325-0000. <http://www.ampsatlanta.org/amps-atlanta-annual-show.html>



**AMPS ATLANTA 2017**  
**BIG GUNS**  
**FEBRUARY 17 - 19 2017**

Join us for our 9th annual AMPS Atlanta model contest and show! Our show provides a great opportunity to tune up your models in time for the AMPS Nationals. There are loads of vendor tables, not to mention great Southern hospitality and weather. All models are judged using the AMPS open system.

Not just a model show, there will be great figures on display as well as educational seminars.

Eligibility for the "Big Guns" show theme is defined by models of tracked gun tanks with a main armament of 88mm and larger

Atlanta Marriott Century Center  
2000 Century Blvd.  
Atlanta, GA 30345  
404.325.0000

  
www.ampsatlanta.org  
www.facebook.com/groups/ampsatlanta/

**AMPS 2017 International Convention**, Crown Plaza Hotel, 18 Old Ridgebury Road, Danbury, CT 06810, Phone: (203) 794-0600, April 20 to 22, 2017. See the AMPS Homepage for info at: <http://www.amps-armor.org/ampssite/default.aspx>



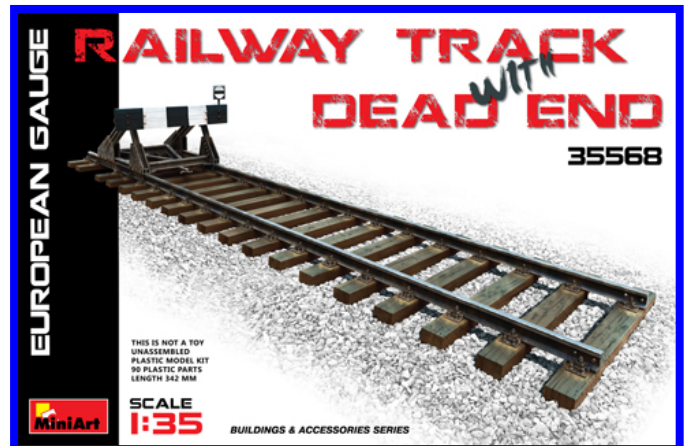
**AMPS 2017 INTERNATIONAL CONVENTION**

**April 20 to 22, 2017**  
**Crown Plaza Hotel**  
**Danbury, CT**



## 2016 New Releases

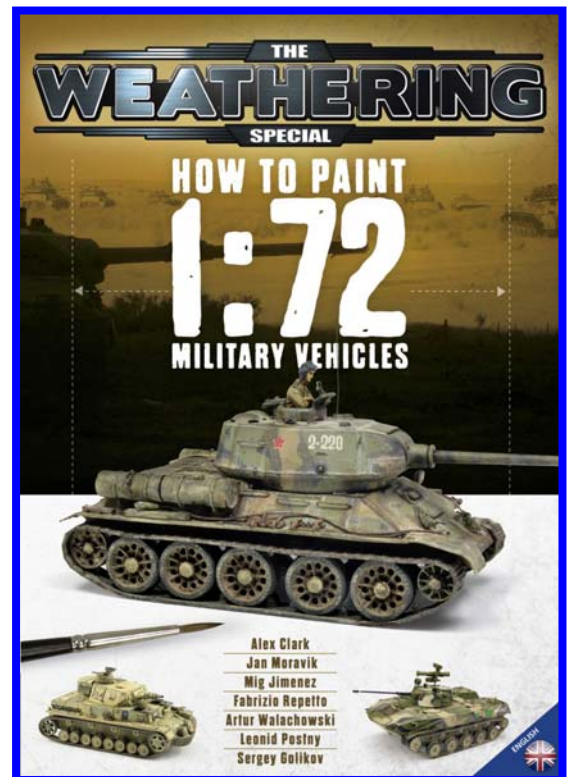
- **Railway Track with Dead End**, European Gauge – MiniArt, 1/35<sup>th</sup> scale, # 35568



- **U.S. Soldiers At Rest** – MiniArt, 1/35<sup>th</sup> scale, Kit # 35200



- **The Weathering Special: How to Paint 1:72 Military Vehicles** – Ammo by Mig Jimenez, # AMIG6019



- **U.S. Self-Propelled Gun M107 (Vietnam War)**  
– Tamiya, 1/35<sup>th</sup> scale, # TAM37021




## Members Build Blogs

Build Blogs give an in-depth review of the construction process and allow the builders to share their knowledge. We are fortunate to have some of the members in our club with build blogs on modeling web sites.

Mike Roof has 2 on Track-Link.com:



MiniArt T-44 Soviet Medium Tank, Kit # 35193  
[http://www.track-link.com/forums/site\\_blogs/27686](http://www.track-link.com/forums/site_blogs/27686)



Bronco Loyd Carrier No. 2, Mk II (Tracked Tractor), # CB35188,  
 towing a Riich British Ordnance QF Mk. IV A-T Gun 6 Pdr, # 35042  
[http://www.track-link.com/forums/site\\_blogs/22053](http://www.track-link.com/forums/site_blogs/22053)



Jeff Nelson has 1 on Armorama.com:



Fine Molds Japan Ground Self-Defense Force Type 60 APC, FM40  
[http://www.armorama.com/modules.php?op=modload&name=SquawkBox&file=index&req=viewtopic&topic\\_id=213731&page=1#2056793](http://www.armorama.com/modules.php?op=modload&name=SquawkBox&file=index&req=viewtopic&topic_id=213731&page=1#2056793)

Additionally, Jeff did an In-Box-Review of this kit.  
<http://armorama.com/modules.php?op=modload&name=Reviews&file=index&req=showcontent&id=9272>

Keith Frape also has 2 on Armorama.com:



Chieftain Mk. 7 ARR (Tamiya + Accurate Armor Conversion)  
[http://www.armorama.com/modules.php?op=modload&name=SquawkBox&file=index&req=viewtopic&topic\\_id=241027](http://www.armorama.com/modules.php?op=modload&name=SquawkBox&file=index&req=viewtopic&topic_id=241027)



Up Armored Scimitar LEP with Bar Armor (AFV Club + Castoff Models Conversion)  
[http://armorama.com/modules.php?op=modload&name=SquawkBox&file=index&req=viewtopic&topic\\_id=212968](http://armorama.com/modules.php?op=modload&name=SquawkBox&file=index&req=viewtopic&topic_id=212968)

## New Technique – Reusable Paint Palette

Here's a little technique I found very helpful to aid in painting small pieces of your model where I didn't need a lot of paint.

You need:

- Metal or plastic Painter's Palette (available at your favorite hobby store such as Hobby Lobby or Michaels)
- a roll of Heavy Duty Aluminum Foil



As you can see in the left picture the paint trays have to be cleaned after normal use with pretty much any type of paint.

What I do is cover the tray with aluminum foil (such as the middle picture), placing my fingers in each indentation and smoothing out the center. (See right picture) This allows easy clean up by just replacing the foil. If you find there are remnants of thinner or paint left over before you remove the foil, just soak up the excess with a paper towel. If I only need a few drops of paint to do the intended job I place these in the center area and some thinner in one of the cups on the tray.


As to interaction of the paints with the aluminum foil I haven't seen any. I normally use acrylics and oils. If you use enamels or laquers I would suggest testing the foil first. In researching this article all sites suggested that acetone containing products do not react with aluminum foil.

Phil Cavender  
Editor

## Interesting Articles – 2016 IPMS/USA National Convention Results

Several club members won awards in armor and non-armor categories at the 2016 IPMS/USA National Convention held in Columbia, SC on August 3-6, 2016. Below is the list of Wildcat entries and their results, along with the link to the Official IPMS/USA Award Pictures, but see our website for more photos of their models.

**A MIGHTY CONGRATULATIONS** to those winners from our AMPS Central South Carolina Club who participated in this event. Also, our AMPS Club Display seemed to be well received by the convention patrons with lots of folks stopping by to look and chat.



1. Azerbaijani Mig-29UB (Revell), 1/32 – Tom Wingate [**2nd Place – 140B: Aircraft, Jet Powered, Twin Engine, 1/32**]  
[http://svsm.org/gallery/columbia2016-awards/140\\_B\\_2](http://svsm.org/gallery/columbia2016-awards/140_B_2)
2. Tiger 1 Late Production Pz.Kpfw.VI Ausf. E (DML + Model Club Metal tracks), 1/35 – Tom Wingate [**DNP – 200-B: Closed Top AFVs, 1/48 & Larger, through Korea, Axis Heavy AFVs**]
3. Sd.Kfz.186 Jagdtiger Porsche Production Type (DML + Spade Ace Tracks, PE extras, scratch Radiator & Fans), 1/35 – Tom Wingate [**1<sup>st</sup> Place – 200-B: Closed Top AFVs, 1/48 & Larger, through Korea, Axis Heavy AFVs**]  
[http://svsm.org/gallery/columbia2016-awards/200\\_B\\_3](http://svsm.org/gallery/columbia2016-awards/200_B_3)
4. LT George S. Patton & French FT-17 Light Tank (Cast Turret) , 1918 (Shapeways & Meng Model), 1/35 – Phil Cavender [**3<sup>rd</sup> Place – 206-B: Open- Top AFVs & AFVs with Interiors, 1/48 & Larger, Allied**]  
[http://svsm.org/gallery/columbia2016-awards/206\\_B\\_1](http://svsm.org/gallery/columbia2016-awards/206_B_1)
5. T-55 Somalia Army 1990 (Tamiya + Eduard PE, RB Barrel metal barrel), 1/35 – Tim Darrah [**3<sup>rd</sup> Place – 201-B, Closed Top AFVs, 1/48 & Larger, Post Korea, Warsaw Pact & Russian AFVs**]  
[http://svsm.org/gallery/columbia2016-awards/201\\_B\\_1](http://svsm.org/gallery/columbia2016-awards/201_B_1)
6. SAS 1/4 Ton 4x4 Truck ETO (DML), 1/35 – Tim Darrah [**DNP – 218-B: Soft-skinned Military Vehicles, 1/48 & Larger, Allied Vehicles**]
7. Roman Legionnaire (Italeri), 1/72 – Kevin Cook [**2<sup>nd</sup> Place – 300, Figures, Dismounted & Mounted (All Eras), 53mm & Smaller**]  
[http://svsm.org/gallery/columbia2016-awards/300\\_2](http://svsm.org/gallery/columbia2016-awards/300_2)

8. Afrika Corps AFV Commander (Verlinden), 1/35 – Robin Evans [**3<sup>rd</sup> Place – 306-A, Figures, Dismounted, Post 1900, 54mm to 70mm**]  
[http://svsm.org/gallery/columbia2016-awards/306\\_A\\_1](http://svsm.org/gallery/columbia2016-awards/306_A_1)
9. Tree Lord (Games Workshops), 28mm – Rebecca Hettmansperger [**DNP– 322-A: Figures, Fantasy, Non-Human, 53mm & Smaller**]
10. Grey Knight Terminator Champion (Games Workshops), 28mm – Rebecca Hettmansperger [**1<sup>st</sup> Place – 324-B: Figures, Sci-Fi, Non-Human**]  
[http://svsm.org/gallery/columbia2016-awards/324\\_B\\_3](http://svsm.org/gallery/columbia2016-awards/324_B_3)
11. Kubelwagen Radio Car (Tamiya, Tiger Werke Conversion), 1/35 – Tim Darrah [**DNP – 720: Diorama, Small Composition, 1/48 & Larger**]
12. IPMS/USA Regional Newsletter & Editor of the Year, 2016 – John Currie “The Newsflash” [**Outstanding Achievement**]

Photo Album on our webpage:

<http://media5ik1.onlineview.it/FullScreenSlideShow.aspx?gallery=4775174&mt=Photo>

## Interesting Articles – Group Build

### ***AMPS Central South Carolina “The Wildcats” T-34 Group Build***

It was decided on at our August club meeting that we would have a group club display of the T-34 Group Build Models at the **Atlanta Armor, Figure, and Modeling Contest and Exhibition** to be held 17-19 February, 2017 at the Atlanta Marriott Century Center. Several members of our club are participating in this endeavor. So as a note: Let’s get the builds done so we can make a great showing in February.

Steve Reid has graciously volunteered to be the main point person for questions concerning you build. He has spent several years dedicated to building Soviet Armour and is a wealth of knowledge. In addition, he not only casts resin parts, but he has an extensive library. **Contact Steve directly.**

## Interesting Articles – Finishing Sequence

Here’s an interesting article Carl Wethington sent to me last year when I was getting back into modeling. I have found this has helped me immensely especially keeping the finishing procedures in order.

*“Because I can't seem to do anything without a checklist, here is my "method" that I put together for myself several years ago:*

- Primer
- Base Color – Panel Fading

- Light Panel Fading
- Future for Decals
- Apply Decals
- Paint/Correct / Modify Decals
- Paint Wheels and Tracks
- Detail Painting
- Spray Weathering Colors on Lower Surfaces for Mud/Dirt/Dust (also on Tracks, Running Gear and Wheels)
- Flat Clear Coat
- Dry Brush – Highlights
- Light Overall Wash (Dark Wash on Lower Surfaces)
- Streaking / Dot Filters
- Reverse Dry Brushing
- Future
- Pin Wash (Dark Color)
- Flat Clear Coat

*This list has only been a guide for me, and I have done steps in a different sequence many times. Also, I go back and repeat some of the steps as needed to correct repairs, improve weathering, etc. -- as Mike Roof once said there is no hard and fast process, use what works best for you’.*


Carl Wethington  
Guest Contributor

## Intersting Articles – Gator’s Grip Hobby Glue

I remember at earlier AMPS meetings several of our members spoke of using Gator’s Grip glue for attaching small parts. So I thought I would order some. In researching my purchase, I could not find it even on Amazon or Ebay. However, I was able to find the website link for this product. The following link takes you directly to Kenny Loup, the owner of Gator’s Glue:


<http://www.gatorsmask.com/gatorglueorder1.html>

Ordering is a simple process by just emailing him, email address on his website. So I ordered 2 bottles at \$5.00 each plus \$2.60 in shipping. When he emailed me with the shipping information he included a PDF file of instructions for using the glue. With his approval the following are the directions he provided.




**Below is a step-by-step on how I use my glue.** The bottle I am using is from the same batch as your bottle.

- **Step 1** Photo Etch & Plastic - I apply my glue with a brush the size of the part I am gluing.



- **Step 2** Photo Etch & Plastic - I place the PE railing in the glue.




- **Step 3** Photo Etch & Plastic - Using the same brush cleaned with water and squeezing all of the water out, I carefully remove the excess glue.



- **Step 4** Photo Etch & Plastic - Set aside to dry. Now, I always have a small fan blowing on the work bench to vent the fumes from plastic welding glue and assist with drying time for paint.



- **Step 5** Photo Etch & Plastic - By the time I got everything cleaned up and the last photo taken, approximately 20 minutes from the first photo, the glue is dry and I can balance a pair of tweezers on the photo etch railing and the plastic strip. Drying time from start to finish is about 10 minutes or so. You will know when the glue is dry because it will be clear.

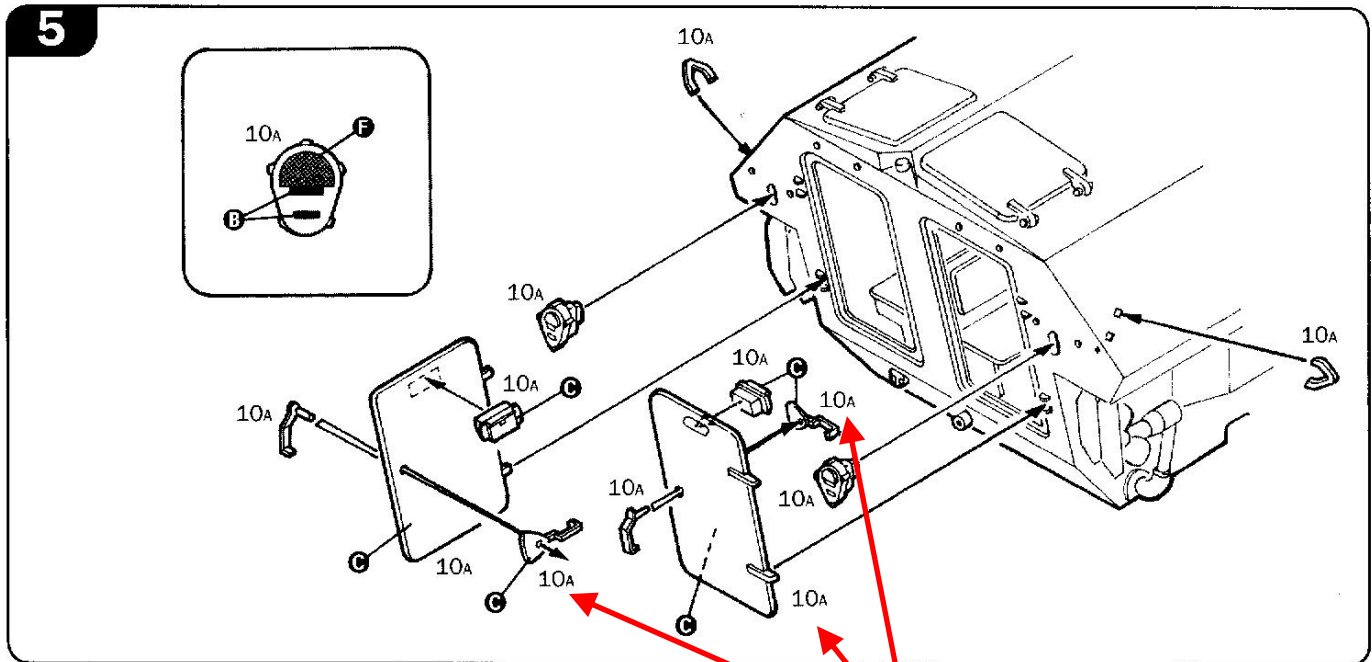


Additional instructions provided by Mr. Loup were: "If it has been a while since you used your glue, please take time to stir it up. The ingredients will try to separate over time and stirring it before use will take care of that problem."

GATOR'S GRIP HOBBY GLUE DOES FREEZE! Please make sure you keep it in a warm place".

Permission to use granted by Kenny Loup  
 Gator'smask.com  
 Phil Cavender, Editor

## Interesting Articles – Humor in Modeling



**See anything odd in these kit part numbers?**

Yes, this was in one of my kit instruction sheets. I just wonder how often this happens? Quality Control? Hummmmm.

Phil Cavender  
Editor

## Interesting Article – What happens to the unused kit parts?

Here's what one modeler does with his left over smaller kit parts and decals: Larger parts go in kit boxes.

"I have F-8 parts in an F-8 box, F-4 parts in multiple F-4 boxes, etc. I also have my conversion and upgrade parts in boxes that "mostly" match the aircraft types. I store spare and left over decals the same way as I store all of my aftermarket and kit decals when they are "new".





[http://cs.finescale.com/fsm/general\\_discussion/f/9/t/164406.aspx](http://cs.finescale.com/fsm/general_discussion/f/9/t/164406.aspx)

## The USA Historical AFV Register

Mike Roof has provided us with a great link he found that may be of interest to all.

"For those who are interested in preserved AFVs or photographing them for research, here's a link to the latest issue of the AFV Register Organization's "The USA Historical AFV Register."

The register is broken down by state and city, with the AFVs listed along with their exact locations (to include GPS lat/long coordinates). This is a good list to keep saved on your computer.

If you travel around you can plan accordingly (look up your travel destination or itinerary stops to see what interesting AFVs might be there), and if you need reference material on a particular vehicle, you can often contact one of your "virtual" friends online who lives near an exhibit to take some pictures for you".

### The USA Historical AFV Register

*Armored Fighting Vehicles Preserved  
in the United States of America*

V4.0

March 2016

**Michel van Loon  
Neil Baumgardner**

For the AFV Association



<http://afvregister.org/Downloads/The%20USA%20Historical%20AFV%20register%204.0.pdf>


## Support Our Local Vendors



10120 Two Notch Road, Suite 5  
Columbia, SC 29223  
(803) 736-0959  
[www.hobbytown.com/Columbia\\_E-SC](http://www.hobbytown.com/Columbia_E-SC)  
[htusasc@yahoo.com](mailto:htusasc@yahoo.com)

**(\*) Denotes New Store Hours**

*Sunday	12-5
Monday	11-7
*Tuesday	Closed
Wednesday	11-7
*Thursday	12-6
*Friday	11-8
Saturday	10-8



405 State Street  
West Columbia, SC 29169  
(803) 791-3958  
Mon – Sat, 10am to 6pm



5633 Broad Street  
Sumter, SC 29154  
(803) 983-5084  
Mon – Sun, 2pm to 7pm



### Classified Ads

All submissions for entry into the Classified Ads section should be submitted to the editor two (2) weeks prior to the monthly AMPS meeting. Next submission deadline will be September 28, 2016.

**Free:** Tim Darrah has the following DVDs **free** to a good home: **Contact Tim Darrah.**

- Eichmann, 2007
- Colditz, 2006
- The Beast, 2010
- Saints and Soldiers
- The Void, 2014
- White Tiger, 2014
- Iron Sky, 2012

**For Sale:** DML #6424 T-34/76 Mod. 1942, Hexagonal Turret, Soft Edge Type. I bought this thinking it would work for my conversion for our upcoming T-34 build, but I was wrong. It's open, but all parts are still in the factory-sealed bags. \$40. **Contact Tim Darrah.**

**For Sale:** North Star Models 1/35 ARV-AL XM-1219 Resin kit, \$65. **Contact Paul Lovell.**

**For Sale:** John Sherrer has a large number of DML/Dragon figure kits that he would like to begin divesting himself of in the coming months. They are too numerous to list. Contact John directly for specific kits he has in his stash. **Contact John Sherrer.**

**Wanted:** I am looking for the Hobby Fan (HF001) 1/35 resin M110A2 SPH update set for the Italeri M110/M1102, and M107 kits. As you can tell from the item number it was the first resin detailing kit make by Hobby Fan. It was an excellent set that replaced much of the traditional Italeri soft detail, and included an outstanding loader / rammer section. I kept waiting to buy one -- until, well, it was gone! If you come across one, I would be glad to "rent" the set to make resin masters for my M110 and M107 kits. Thanks for any leads you can offer!.  
**Contact Carl Wethington.**

**Wanted:** I am looking for the Eduard (35 233) 1/35 photoetch M110A2 SPH update set for the Italeri M110/M1102, and M107 kits. As with the Hobby Fan resin Kit, I kept waiting to buy one until it also was gone! -- Are you picking up a recurring theme here? **Contact Carl Wethington.**

### **“The Day Room”**

*In the US military, most company-level units have a “day room” in the barracks where the troops hang-out, relax, and BS. When you want to learn the latest in “rumor control,” you swing by the day room and chat-up the Joes and Janes hanging out there. They might not always get it right, but they’re always willing to tell ya just what they think! So, welcome to “the Day Room...”*

Well, folks, this is the 6th issue I've had the pleasure to be the editor. Don't forget about the upcoming events to show our support and to attend our next club build day. To add some levity to the issue I added a page out of kit directions that were very odd in appearance. Must be something in translation!!!

Also don't forget to send me your favorite techniques you've learned through the years. We all would benefit. I'll include them in our next newsletter.

Also if you aren't a member of AMPS, now is the time to join. **Join AMPS Now!**

[www.amps-armor.org](http://www.amps-armor.org)

Happy modeling,

*Phil Cavender*

Editor, “The Wildcat”, AMPS Central SC “Wildcats”