



**City of Rolla**  
**14 First Street SE**  
**PO Box 1200**  
**Rolla, ND 58367-1200**  
**Phone: 701-477-3610**  
**Fax: 701-477-9633**  
**cityofrolla@utma.com**

October 12, 2023

ROLLA RESIDENTS

Dear Utility Customer,

Due to upcoming changes in EPA Lead and Copper Rule, the City of Rolla is required to have an inventory of water service line composition for all homes within the City jurisdiction. In order to do that we are asking for residents' assistance.

The EPA is concerned about any homes that may have lead water service lines coming into the home. YOUR ADDRESS was built when lead was commonly used for water service lines. In order to find out if the water service line is lead at YOUR ADDRESS, would you please send us a picture of where the water service line comes through the floor and connects to the water meter. Here is a sample of what that might look like. Also, take a picture of a scratch test, as listed on the enclosed sheet.



The pictures, with YOUR ADDRESS noted, can be emailed to [rolla.ap@utma.com](mailto:rolla.ap@utma.com). If you are unsure where the water service line comes into the home, or if taking a picture and sending it does not work for you, please call us at 701-477-3610 and we will schedule a time for one of our service representatives to come to your property and identify the composition of the water line, at no cost to you.

We have included information from the ND Department of Environmental Quality on lead service line identification, for your reference. Your time and attention to this matter is appreciated. Thank you.

Sincerely  
Rolla City Auditor

---

City of Rolla • 14 First Street SE • PO Box 1200 • Rolla, ND 58367-1200  
Phone: 701-477-3610 • Fax: 701-477-9633 • [cityofrolla@utma.com](mailto:cityofrolla@utma.com)

*The City of Rolla is an equal opportunity provider and employer. It is committed to a policy of nondiscrimination on the basis of race, color, religion, sex national origin, political affiliation, age handicap, or other non-merit factors.*




**IDENTIFYING LEAD SERVICE LINES AND PLUMBING**  
NORTH DAKOTA DEPARTMENT OF ENVIRONMENTAL QUALITY  
DIVISION OF MUNICIPAL FACILITIES  
(5-2019)

## Lead Service Lines and Plumbing Identification

The public water system which supplies water to your facility may have records about the material used in the service lines. If records are unavailable, a physical inspection can help determine if lead is present. Contact a licensed plumber for assistance to determine if your service line or plumbing is lead. Service line pipes may be exposed and accessible where the pipe enters the building through a basement wall or floor. An inlet valve and the water meter are generally installed on the pipe after the point of entry.

### Lead Service Lines



Source: U.S. Environmental Protection Agency.



Source: U.S. Environmental Protection Agency.

*Lead service lines can be connected to facility plumbing using solder and have a characteristic solder "bulb" at the end.*

*Lead service lines often end just inside the front or side wall of the facility, but they may extend further into the building as shown. The service line here comes out of the basement floor to the water meter and then back into the floor, continuing further into the building.*

Once you have located the line entering the building, it is possible to use a flat edge screwdriver or other non-sharp tool and a strong magnet to determine if the line is lead. Clean an area on the surface and scratch with the non-sharp tool, being careful not to puncture the pipe.

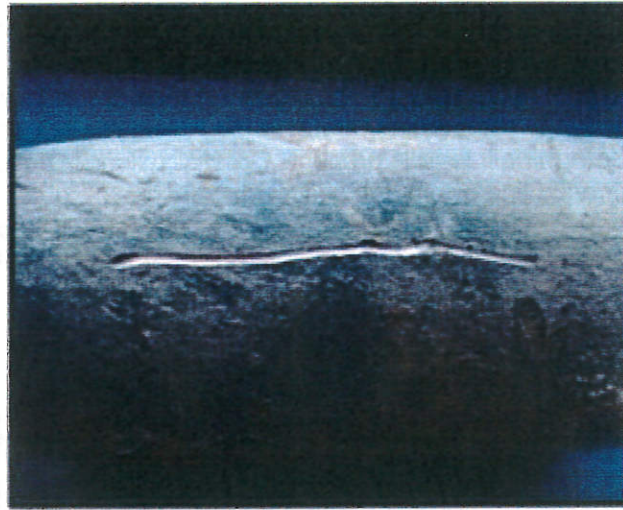
## Lead Pipes

---

Lead pipes are generally a dull silver-gray color and are soft and easily scratched. If the pipe is made of lead, the area you've scratched will turn a bright silver color, and even a very strong magnet will not cling to a lead pipe.



Source: Madison Water Utility. City of Madison, WI. Web. 6 June 2017.




Source: U.S. Environmental Protection Agency.

## Copper Pipes

---

Copper pipes will appear copper or bronze like a penny when scratched, and magnets will not cling to the pipe.



Source: Madison Water Utility. City of Madison, WI. Web. 6 June 2017.

## Galvanized Steel Pipes

---

Galvanized steel pipes are a silver-gray color but will be difficult to scratch. Once scratched, the surface will remain a dull silver-gray color, and a magnet will cling to the pipe.



Source: Madison Water Utility. City of Madison, WI. Web. 6 June 2017.