



SOCIAL, HEALTH & SAFETY SHIELDS



PARTITIONS, BUFFET ITEMS & EQUIPMENT

THE WAVE COLLECTION

Protect your employees in style with Bon Chef's new Wave Collection of Health Safety Shields. This beautifully contoured wave-edge design softens the aesthetic of any shielded environment. Made of durable, clear acrylic, these partitions provide physical separation without reducing visibility. Installation is easy - no tools required!

Available as a cubicle partition or a standalone partition.



CUSTOM SIZES AVAILABLE

Do you need a safety shield in a different size? Simply email us the dimensions you require and we can produce yours per your specification needs.

Contact us at info@bonchef.com



MADE IN NEW JERSEY
OFFICE CUBICLE PARTITION

- 1/4" clear acrylic
- Easy to install and maintain
- No hardware necessary
- Quick turnaround time
- Fully customizable sizes available

ITEM 90176-1

- 23.75" L X 5" W X 23.75" H

ITEM 90176-2

- 36" L X 5" W X 23.75" H

ITEM 90176-3

- 47.75" L X 5" W X 23.75" H

ITEM 90176-4

- 23.75" L X 5" W X 23.75" H (12" LOW SIDE)

ITEM 90176-5

- 36" L X 5" W X 23.75" H (12" LOW SIDE)

ITEM 90176-6

- 47.75" L X 5" W X 23.75" H (12" LOW SIDE)



MADE IN NEW JERSEY
STANDALONE PARTITION

- Use alone or in tandem to create wave effect
- 1/4" clear acrylic
- Easy to install and maintain
- No hardware necessary
- Quick turnaround time
- Fully customizable sizes available

ITEM 90179-1


- 23.75" L x 35.75" H (23.75" LOW SIDE)

ITEM 90179-2

- 31.75" L x 35.75" H (23.75" LOW SIDE)

ITEM 90179-3

- 47.75" L x 35.75" H (23.75" LOW SIDE)



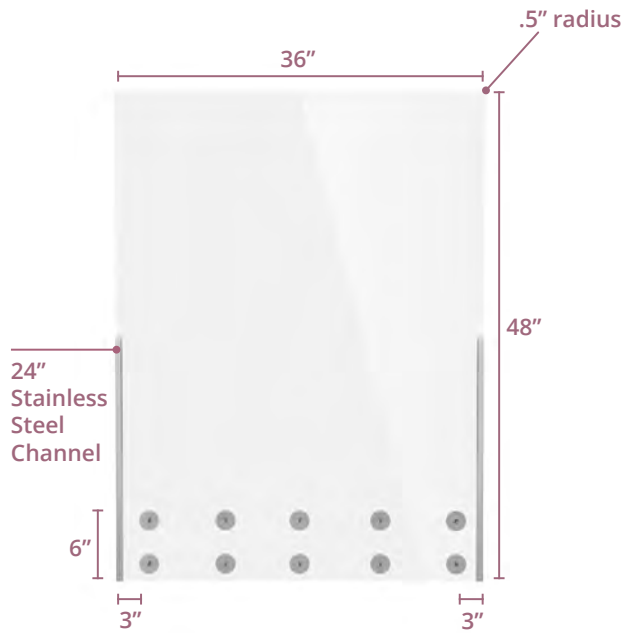
EASY INSTALLATION!

Minimal assembly required! No tools needed - simply snap the two bases onto the cubicle wall and slide the shield into slots!

HEALTH SAFETY SHIELDS

Bon Chef Acrylic Safety Shields are the instant pop-up solution for retail checkout lines, hotel reception and any other interactive activities. Featuring an optically clear sleek design, these shields provide convenient and practical protection.



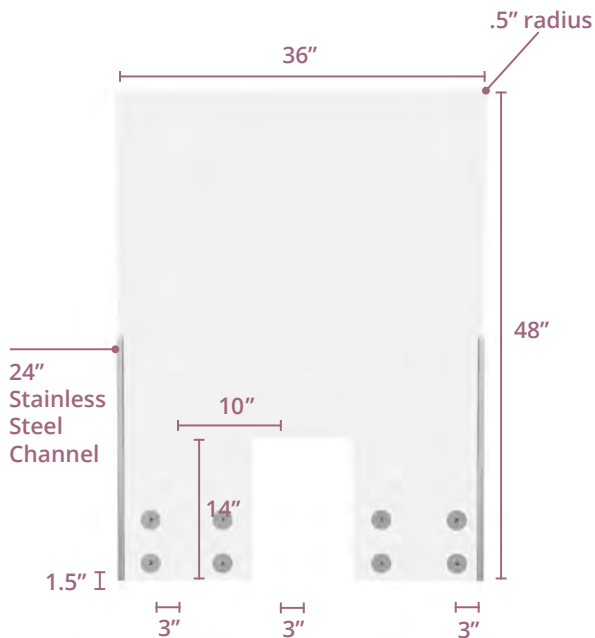


HEALTH SAFETY SHIELD

90150

36"L X 48"H X .25"D

- .5" Radius corners
- Polished edges
- No cutout
- Easy installation, mounting hardware included*



HEALTH SAFETY SHIELD

WITH POS WINDOW

90151

36"L x 48"H x .25"D


- .5" Radius corners
- Polished edges
- Includes 10" x 14" pos window
- Window can be placed left, center, or right aligned
- Easy installation, mounting hardware included*

CUSTOM SIZES AVAILABLE

Do you need a safety shield in a different size? Simply email us the dimensions you require and we can produce yours per your specification needs.

Contact us at info@bonchef.com

*Tools required: screwdriver, power drill, 5/16th spurpoint / dowel bit (preferred) or regular 5/16th bit. Care: non-abrasive cleaners only. No ammonia containing cleansers.



TABLETOP TRANSACTION HEALTH SAFETY SHIELD

ITEM 90160

36"W x 12"D x 24"H

- Galvanized connecting hardware
- 6" Height below acrylic shield for transactions
- Assembly required



STANDALONE TABLETOP HEALTH SAFETY SHIELD

ITEM 90165

31.75" x 12" x 29"

- No Assembly Required



STANDALONE TABLETOP HEALTH SAFETY SHIELD WITH POS WINDOW

ITEM 90166

31.75" x 12" x 29"

- Includes 10" x 8" Transaction Window
- Window can be placed Left, Center, or Right Aligned
- No Assembly Required

MADE IN THE USA

All of our acrylic health safety shields are made at our factory in New Jersey.



TABLETOP HEALTH SAFETY SHIELD

ITEM 90177-1

30"W x 32"H

- 18.5"W x 12"H transaction window
- Polished edges



TABLETOP HEALTH SAFETY SHIELD

ITEM 90177-2

36"W x 31.75"H

- 24.5"W x 12"H transaction window
- Polished edges



TABLETOP HEALTH SAFETY SHIELD

ITEM 90177-3

32W" x 31.75"H

- 18.5"W x 12"H transaction window
- Polished edges

CUSTOM SIZES AVAILABLE

Do you need a safety shield in a different size? Simply email us the dimensions you require and we can produce yours per your specification needs.

Contact us at info@bonchef.com



TABLETOP HEALTH SAFETY SHIELD
WITH POS WINDOW

ITEM 90177-4

18"W x 32"H

- 12"W x 8"H transaction window
- Polished edges



TABLETOP HEALTH SAFETY SHIELD
WITH POS WINDOW

ITEM 90177-5

23.75"W x 32"H

- 12"W x 8"H transaction window
- Polished edges



TABLETOP HEALTH SAFETY SHIELD
WITH POS WINDOW

ITEM 90177-6

30"W x 23.75"H

- 12"W x 8"H transaction window
- Polished edges

MADE IN THE USA

All of our acrylic health safety shields are made at our factory in New Jersey.



TABLETOP HEALTH SAFETY SHIELD
WITH POS WINDOW

ITEM 90177-7
36"W x 23.75"H

- 12"W x 8"H transaction window
- Polished edges



TABLETOP HEALTH SAFETY SHIELD
WITH POS WINDOW

ITEM 90177-8
47.75"W x 24"H

- 12"W x 8"H transaction window
- Polished edges



TABLETOP HEALTH SAFETY SHIELD
WITH POS WINDOW

ITEM 90177-9
18"W x 32"H

- Polished edges

CUSTOM SIZES AVAILABLE

Do you need a safety shield in a different size? Simply email us the dimensions you require and we can produce yours per your specification needs.

Contact us at info@bonchef.com



TABLETOP HEALTH SAFETY SHIELD

ITEM 90177-10

23.75"W x 32"H

- Polished edges




TABLETOP HEALTH SAFETY SHIELD

ITEM 90177-11

30"W x 24"H

- Polished edges



TABLETOP HEALTH SAFETY SHIELD

Item 90177-12

36"W x 24"h

- Polished edges

MADE IN THE USA

All of our acrylic health safety shields are made at our factory in New Jersey.



TABLETOP HEALTH SAFETY SHIELD

ITEM 90177-13

48"W x 24"H

- Polished edges



STANDALONE HOSTESS STAND HEALTH SAFETY SHIELD

ITEM 90180

26"W X 11" D X 36"H

Pictured with:

BON CHEF EURO STYLE PODIUM

ITEM 50280

30"W X 44" H X 21" D

CUSTOM SIZES AVAILABLE

Do you need a safety shield in a different size? Simply email us the dimensions you require and we can produce yours per your specification needs.


Contact us at info@bonchef.com

EMPLOYEE DINING SHIELD

These dividers work well for communal dining or any other interactive, tabletop activities for employees.

They can be completely made to order - height, width, and depth are all fully customizable.





TABLETOP HEALTH SAFETY SHIELD:

4 TOP DIVIDER

ITEM 90178-4

- 45" L X 27" W X 24" H
- SANDED EDGES

CUSTOM SIZES AVAILABLE

Do you need a safety shield in a different size? Simply email us the dimensions you require and we can produce yours per your specification needs.

Contact us at info@bonchef.com

BAR & COUNTERTOP SHIELDS

Increase foot traffic to your establishment or venue by helping your employees and guests feel safe with Bon Chef's new Bar and Countertop Shields.



COLLAPSIBLE BARTOP HEALTH SAFETY SHIELD**ITEM 90161***Shown in:*

66" X 12" X 24"



- 10" SERVING CLEARANCE
- COLLAPSIBLE FOR EASY STORAGE
- CONSTRUCTED WITH STURDY HINGES, THIS UNIT FOLDS FLAT FOR EASY STORAGE AND TRANSPORT

*Shown with:*

PORTABLE LIQUOR BAR
WITH STAINLESS STEEL LINING
& STANDARD CORIAN TOP

ITEM 51000**BAR / COUNTERTOP DIVIDER****ITEM 90185**

- 36" L X 10" W X 24" H
- .25" THICK CLEAR ACRYLIC
- 1" RADIUS CORNERS
- BLACK HDPE SUPPORT BASE: 10" L X 18" W X 1" H WITH 1/8" STAINLESS STEEL PLATE, SCREWED TO BOTTOM FOR ADDITIONAL WEIGHT
- HARDWARE - BRUSHED STAINLESS STEEL GRIPS WITH NON-SKID FEET

CUSTOM SIZES AVAILABLE

Do you need a safety shield in a different size? Simply email us the dimensions you require and we can produce yours per your specification needs.

Contact us at info@bonchef.com

PARTITIONS

Bon chef's new restaurant table and lobby partitions are the perfect solution to protect your guests while they are dining. Configure in tandem or create private spaces.






ROOM / LOBBY PARTITION

ITEM 90200-B-C

48" X 18" X 60"

- Anodized aluminum frame
 - .25" Clear acrylic shield
 - Black privacy panel*
 - 2" Casters
 - Lift off hinge for modular configurations
 - Easily cleanable
- * Also available with full acrylic panel*



ROOM / LOBBY PARTITION

ITEM 90210-B-C

40" X 18" X 74"

- Anodized aluminum frame
 - .25" Clear acrylic shield
 - Black privacy panel*
 - 2" Casters
 - Lift off hinge for modular configurations
 - Easily cleanable
- * Also available with full acrylic panel*

CUSTOM SIZES, COLORS, PRIVACY PANELS AVAILABLE

Do you need a partition in a different size, color, or configuration?

Reach out to us and we can produce to your specifications.

Contact us at info@bonchef.com



ROOM / LOBBY PARTITION

ITEM 90210-C
40" X 18" X 74"

- Anodized aluminum frame
- .25" Clear acrylic shield
- 2" Casters
- Lift off hinge for modular configurations
- Easily cleanable



ROOM / LOBBY PARTITION

ITEM 90200-C
48" X 18" X 60"

- Anodized aluminum frame
- .25" Clear acrylic shield
- 2" Casters
- Lift off hinge for modular configurations
- Easily cleanable

*The privacy panels are also available in the following colors:





HEALTH & SAFETY PARTITION

ITEM 90225-24

25" W X 72" H

- Anodized aluminum frame
- Clear acrylic shield
- Flat plate legs

** Also available in Black Anodized Aluminum:*

90225-24-B

HEALTH & SAFETY PARTITION

ITEM 90225-36

37" W X 72" H

- Anodized aluminum frame
- Clear acrylic shield
- Flat plate legs

** Also available in Black Anodized Aluminum:*

90225-36-B

CUSTOM SIZES, COLORS, PRIVACY PANELS AVAILABLE

Do you need a partition in a different size, color, or configuration?

Reach out to us and we can produce to your specifications.

Contact us at info@bonchef.com



PORTABLE PARTITION

ITEM 90230-72

72" X 18" X 72"

- Anodized aluminum frame
- .25" Clear acrylic shield
- (6) 2" Casters
- Easily cleanable
- Crating required



PORTABLE PARTITION

ITEM 90230-72B

72" X 18" X 72"

- Black anodized aluminum frame
- .25" Clear acrylic shield
- (6) 2" Casters
- Easily cleanable
- Crating required

*The privacy panels are also available in the following colors:





MOBILE PARTITION

ITEM 90235-C

48" X 12" X 72"

- Anodized aluminum frame
- .25" Clear acrylic shield
- (4) 2" Casters
- 24" x 48" removable extension
- Easily cleanable
- Perfect solution for bench seating

CUSTOM SIZES, COLORS, PRIVACY PANELS AVAILABLE

Do you need a partition in a different size, color, or configuration?


Reach out to us and we can produce to your specifications.

Contact us at info@bonchef.com

PRESIDENTIAL PARTITIONS

All politics aside, our presidential partitions are perfect for any occasion.





PRESIDENTIAL ROOM PARTITION

- 1/2" Clear acrylic shield
- Arched top
- Flame-polished edges
- Easily cleanable

90220-1

46" X 16" X 72"

90220-2

46" X 16" X 60"

90220-3

36" X 16" X 72"

90220-4

36" X 16" X 60"

CUSTOM SIZES, COLORS, PRIVACY PANELS AVAILABLE

Do you need a partition in a different size, color, or configuration?

Reach out to us and we can produce to your specifications.

Contact us at info@bonchef.com

FOUR-SIDED DISPLAY CASE

Bon Chef's Four-Sided Display Case will give diners the assurance of germ containment and non-transference. The Four-Sided Display Case offers complete protection with front, two-sided, and top guard - only the service area remains open.





PICTURED ABOVE The Bon Chef Four Sided Sneezeguard can protect both hot and cold food presentations. Can be installed over steam tables, induction cooking, refrigerated and ice wells. Food is served by an F&B team member wearing disposable gloves, serving portion-controlled amounts as recommended.



SUGGESTIONS Have your servers encourage extra helpings by asking the customer if they would like more to satisfy the customer who enjoys unlimited portions. Their second service portions will be hot and fresh!



FOUR SIDED CLEAR VIEW ACRYLIC SNEEZEGUARD

- Polished edges
- Easy to install, just replace your existing sneezeguard
- Custom sizes are available

ITEM 90170-4

46" L X 24" W X 16" H

ITEM 90170-6

70" L X 24" W X 16" H

ITEM 90170-8

94" L X 24" W X 16" H

HOT SERIES:

- 115 CFM EXHAUST FAN; NEMA 5-15 PLUG

ITEM 90171-4

46" L X 24" W X 16" H

ITEM 90171-6

70" L X 24" W X 16" H

ITEM 90171-8

94" L X 24" W X 16" H

CUSTOM SIZES AVAILABLE

Do you need a safety shield in a different size? Simply email us the dimensions you require and we can produce yours per your specification needs.

Contact us at info@bonchef.com

SNEEZE GUARDS

Make safety the priority with Bon Chef Sneeze Guards. Our newest acrylic sneeze guard features the best in convenient and practical protection for your buffet, salad bar, or food line.

The crystal clear design showcases your delicious offerings with its acrylic construction prevents germs and dust from contaminating the display.





COLLAPSIBLE ACRYLIC SNEEZE GUARD

36" x 12" x 13"

ITEM 90110-36



COLLAPSIBLE ACRYLIC SNEEZE GUARD

48" x 12" x 13"

ITEM 90110-48



COLLAPSIBLE ACRYLIC SNEEZE GUARD

62" x 12" x 13"

ITEM 90110-62



**SNEEZE GUARD FOLDS
FOR EASY STORAGE**





SINGLE SNEEZE GUARD

12 1/2" X 14" X 10 1/4"

ITEM 9329



DOUBLE SNEEZE GUARD

24 1/2" X 14" X 10 1/4"

ITEM 9328

We are here to help you through this difficult time.
Do you need a sneeze guard in a specific size?
Let us know what you're looking for and
we will work together to make it happen.

Contact us at 1-800-331-0177 or info@bonchef.com



BREATH GUARD W/LED LIGHT & LID HOLDER

20" X 17" X 13 1/4"

ITEM 9330



SINGLE DOME ROUND LED LIGHT W/ REMOTE CONTROL

ITEM 9329LEDWR 4" dia. X 1 1/2" H

ITEM 9329LED: light only

ITEM 9329R: remote only





TOUCHLESS AEROGLOVE DISPENSER

The TOUCHLESS AEROGLOVE DISPENSING UNIT (for biodegradable/disposable gloves) will give your customers the confidence to safely utilize the buffet. The unit is available in a countertop model or built into a stand to blend with your aesthetic and decor.



**AEROGLOVE TOUCHLESS
GLOVE DISPENSER
ITEM TG-100**

- 8 - D Batteries included
- 16"L x 10.5"W x 3.5"D
- Mounting hardware included



**POWER ADAPTER
TG-100-PA**



GLOVE REFILL

Clear biodegradable gloves:

TG-CB-1200: 1200 gloves;
8 glove stacks of 150

TG-CB-9600: 9600 gloves,
64 glove stacks of 150
(8 boxes of TG-CB-1200)



**STAND FOR AEROGLOVE
TOUCHLESS GLOVE
DISPENSER
ITEM TG-100-ST**

- 17 ½"L x 12"W x 36"H
- Dispenser sold separately



**SEE THE DISPENSER
IN ACTION!**

[CLICK TO VIEW VIDEO](#)

The TOUCHLESS AEROGLOVE DISPENSING UNIT is the safest way to protect your diners and servers from contact-contamination. The "air like" dispenser expands the glove as your guests hand motions over the unit. Then, once the glove is expanded guests/patrons or even servers simply slide their hands into their own glove and carry on to enjoy their buffet or dining experience! The Gloves offered are Biodegradable & Poly so there is no contamination. These can be used individually or over latex gloves, whatever is preferred. An anti-microbial addition to the plastic housing of the dispenser keeps things even more sterile.



HANDS-FREE. FUEL-FREE. CONTAMINATION-FREE. MOTION SENSOR CHAFERS

MADE IN THE USA. READY TO SHIP WITHIN 48 HOURS.



ROMAN ELITE MOTION SENSOR SELF-OPENING ROUND CHAFER

ITEM 16000CH

- 22 5/8" D x 16 9/10" H
- 6 QT capacity
- Input voltage: AC110V~120V/60Hz, 220V~240V/50Hz self-reacting
- Temperature adjustable: 104°F~185°F & No heating (00°F) – defaults to 140°F
- Temperature precision: ±2°F
- Power: 250W
- Sensor distance: <15.75"
- Infrared reaction: Closes after 10 seconds if it does not detect a person in front of it
- Digital Display Temperature with recording function (temperature will remain the same as the last use)



ROMAN ELITE MOTION SENSOR SELF-OPENING RECTANGULAR CHAFER

ITEM 16040CH

- 28 3/20" L x 21 1/10" W x 15 3/4" H
- 9 QT capacity
- Input voltage: AC110V~120V/60Hz, 220V~240V/50Hz self-reacting
- Temperature adjustable: 104°F~185°F & No heating (00°F) – defaults to 140°F
- Temperature precision: ±2°F
- Power: 250W
- Sensor distance: <15.75"
- Infrared reaction: Closes after 10 seconds if it does not detect a person in front of it
- Digital Display Temperature with recording function (temperature will remain the same as the last use)

Bon Chef's Motion Sensor Self-Opening Chafing Dishes are a perfect solution for health and safety serving! Reduce the risk of contamination, maintain foods hot serving temperature, create less work for your guests all while showcasing a beautiful presentation. The Motion Sensor Self-Opening chafers have a modern chic style with its sleek finish and Roman style legs.

The Chafer also features a clear glass window to feature your food without opening the lid. This electric chafer avoids open flames, saving costs on fuel, while increasing the safety of your buffet setup.

Need assistance ordering? Contact us at 1-800-331-0177 or info@bonchef.com.


Cold Chafer

COLD CHAFER WITH ICE PACK INSERT & EZ FIT SMART BOWLS



Slow Hinge Lid

Clear Acrylic Top



Ice Pack to Keep Items Cold through Service

Item #	Description	Dimensions	Qty
22050	FULL RECTANGULAR COLD CHAFER WITH ICE PACK INSERT AND S/S FOOD PAN	26.5"x19"x8.75"	1
EZ-18-3	EZ FIT SMART BOWL - 1/8TH SIZE - 3" DEPTH	6.0625"x5.0"x3"	8



MADE IN THE USA

TOUCHLESS COFFEE URN ADAPTER

Bon Chef's latest innovation keeps guests and employees safe with a hands-free spigot adapter. Easy to install, simply snap on the Touchless Adapter over the spigot and lean your coffee cup in for that perfect pour. For disposable or ceramic cups and mugs. Fits Bon Chef Coffee Urns & Beverage Dispensers.



TOUCHLESS COFFEE URN ADAPTER

ITEM 87005


MADE BY BON CHEF IN NJ

- BRUSHED FINISH
- 18/8 STAINLESS STEEL
- DISHWASHER SAFE
- 7.75"L X 2.25"W
- USE WITH DISPOSABLES OR CERAMIC
- SUITABLE FOR HOT OR COLD LIQUIDS
- CASE PACK OF 12
- FITS BON CHEF COFFEE URNS
& BEVERAGE DISPENSERS
- CUSTOM SIZED ADAPTERS AVAILABLE



NEED ASSISTANCE?

For questions or ordering information, please contact us at
info@bonchef.com



PORTABLE WASH STATION

NO POWER OR PLUMBING REQUIRED • TOUCHLESS MOTION SENSOR OPTION AVAILABLE

Our portable sink allows your patrons and employees to keep their hands sanitized even in outdoor, remote locations - no plumbing required! Simply unpack, roll to your desired location, and fill the included fresh water tank. Perfect for outdoor events, daycare facilities, medical offices, spas or salons.

PORTABLE WASH STATION
ITEM 90300

- **MOTION SENSOR OPTION AVAILABLE**
- **BATTERY OPERATED OR ELECTRICALLY POWERED (110V, 20A) OPTIONS AVAILABLE**
- **ON-DEMAND HOT WATER:** APPROX. 40°F ABOVE WATER TEMPERATURE
- **APPROX. HANDWASHING'S:** 45
- **PRODUCT DIMENSIONS:** 25.5"W X 17.5"D X 37.5"H
- **PRODUCT WEIGHT:** 88 LBS.
- **BASIN:** SINGLE STAINLESS STEEL
- **BASIN DIMENSIONS:** 12" W X 10" L X 5.75" D
- **FRESH WATER TANK:** 5 GALLON CAPACITY
- **WASTE WATER TANK:** 6 GALLON CAPACITY
- **FAUCET STYLE:** ADA COMPLIANT WRIST ACTION HANDLES
- **DOOR LOCK:** KEYLESS
- **SOAP DISPENSER:** LIQUID ONLY, COUNTERTOP MOUNT
- **CABINET WHEELS:** 5" FRONT LOCKING/SWIVEL CASTERS
- **CABINET COLORS AVAILABLE:** CHERRY, MAPLE



Cherry



Maple



NEED ASSISTANCE?

For questions or ordering information, please contact us at
info@bonchef.com