




Adult Transition

Newsletter for Teachers Working With Students 18-22
Educational Equity for All
February 2017



NEXT UP building for what's next

powered by Transition Curriculum LLC

Technology and social media have changed the way that youth consume and retain information. The NextUp program utilizes these platforms to enhance conventional methods of delivering transition curriculum in a fun and engaging format.

Students are provided with: Video lessons to build pre-employment, on-the-job and independent living skills Track employment success and earn a place in the NextUp League* Tips and information through social networks like Facebook and Twitter Certificate of NextUp program completion for employment portfolio or resume

<http://www.transitioncurriculum.com/next-up/>



TRANSITION FOR STUDENTS WITH SIGNIFICANT DISABILITIES: Current Issues and Possibilities

Dr. Meg Cooper
UNIVERSITY of West Georgia
mcooper@westga.edu

A presentation for the Alabama Transition Conference XXVI



<https://goo.gl/rbFkz>

EMPLOYMENT

Stocking Task (aka Matching but with a Work Skill twist)

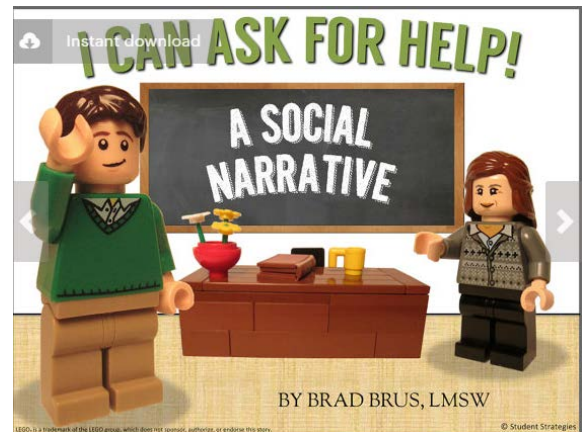
Often our students need to learn the employment tasks before they can actually get a job. Here is a great idea for teaching Stocking.



<https://goo.gl/MGrcKG>

TRAINING

Soft Skills Training include those social and emotional parts of employment. Here's a great idea.




<https://goo.gl/GDNtjg>

EDUCATIONAL EQUITY FOR ALL
Giving kids what they need to succeed

Tana Donaghy, President, Educational Equity For All
Missstanad@educationaequityforall.org; 909-964-5057
www.educationalequity4all.com

FEATURED IDEA OF THE MONTH



WEBSITES AND RESOURCES

<https://goo.gl/uHmRtV>

<https://goo.gl/xaqMQL>

<https://goo.gl/VF2Rg0>



INDEPENDENT LIVING SKILLS



i Get... Cooking
Vocabulary and Create
Recipe Photo
Sequence **Books** -
Social Skills Stories

By I Get It, LLC

Peach Cobbler?



Here's what you need:

- Ziplock Bags (we used heavy duty)
- Graham Crackers
- Canned Peaches
- Cool Whip

Inside each of the bags have kids place 2 graham crackers, a half cup of sliced peaches and two heaping plastic spoonfuls of the cool whip. Then push the air out of the bags and zipped them closed. Then knead them, and squeezed them until the crackers are broken up and the peaches squished into small chunks. Then cut the corner off of each bag (or let them) and they squeeze the yummy goodness out into mouths!


Pre-made books are provided

- Cooking Supplies – 36 pre-made pages provide photos of supplies found in a kitchen.
- Cooking Actions-33 pre-made pages provide photos of actions that take place while cooking.
- Cooking Appliances -18 pre-made pages provide photos of appliances found in the kitchen.
- My Recipe- a blank book template to be used to create your own sequential recipes
- PBJ Sandwich- a sample recipe book showing the steps in making a peanut butter and jelly sandwich.
- My Photos- blank book

Customization is provided using a blank books or one of the book templates available:

- Cooking Actions
- Cooking Appliances
- Cooking Supplies
- My Photos
- My Recipe
- Sample PBJ Sandwich
- Blank Book

<https://otswithapps.com/2013/06/08/isee-quence/>



Transition Programs for Students with Moderate/Severe Disabilities / Edition 1

by John McDonnell, Connie Mathot-Buckner, Brad Ferguson



Options to Consider in Each of the Seven Transition Activities

List of options a school may consider to implement to support a transition goal. Further written explanation will be necessary on the IEP to make it clear what is being provided.

<http://www.rpesd.org/TransitionServicesActivities.aspx>