





The ISIP flow charts are aligned with the focus sheets and focus folders in the book, *How do I plan and teach reading groups?*  
 strivingreaders.com  
 Howdoiplanandteachreadinggroups.com

3rd Grade Flow Chart Fall to Winter-ISIP					
Step 1	Write each student’s name on a sticky note indicating his or her level or tier based upon the Overall Reading score (pink for intensive, yellow for strategic, green for core, and blue for above core). Use the ISIP Summary Report. If a student has an overall reading score of 241 or above, write his or her name on a blue sticky note. If a student has an overall reading score between 235-240, write his or her name on a green sticky, and so on for yellow and pink.				
If...	223 or below Pink sticky note	224-234 Yellow sticky note	235-240 Green sticky note	241 or Above Blue sticky note	
Step 2	Sort Sticky Notes by CMP Sort the sticky notes into two piles by Comprehension (CMP). If students have a 237 or above on CMP, place their sticky note in a pile on the right. If students have a 236 or below on CMP, place their sticky note in a pile on the left.				
	236 or Below on CMP 		Follow the sort on the left or right	237 or Above on CMP 	
	Place students that have a 233 or below on SPL in group A			Place students that have a 48 or below on TF in group C	
Step 3	SPL 233 or Below  Group A		SPL 234 or Above  Group B		
	A1 221 or below		A2 222-233		
	Cross check with weekly assessments (80% or above for Group D) and Lexile scores (Group C: 420L-619L, Group D: 620L or above).				

These are guidelines for using isip data. Use your professional judgement and other data sources to place your students in groups that best meet their needs. For step 2, follow the sort on the left or right to begin with. For example: If a student is strategic (yellow) with their overall reading score and has a score of 240 on CMP, you would place the student on the right side of the chart. Then, if the student has a 230 on SPL and a 25 on TF, you would still place them in Group C because their CMP was high enough to keep them on the right side of the folder. However, use other data, such as Lexile scores and the vocabulary subtest to determine possible movement to the group you know best meets their needs.