



North Central Wisconsin
Healthcare Emergency Readiness Coalition

NCW HERC

<http://www.ncw-herc.org/>


Mass Casualty Incident “(MCI) Go Bag” Information

Bags are staged throughout the NCW HERC region:

- All 16 Emergency Departments
- 15 Pre-deployable bags for large events (staged with Emergency Management)

Contents located in the center pouch include:

- 10 SOF Tactical Tourniquets
- 10 Hyfin Vent Chest Seals
- 10 Quickclot Bleeding Control Dressing 3”x4’



SOF TACTICAL TOURNIQUET INSTRUCTIONS:



1. Unlock the metal clamp loop part from the hook part.



2. Insert the band into the metal clamp loop part.



3. Apply tourniquet proximal to the bleeding site, lock the clamp. Pull the band very tight and fasten it.



4. Twist the rod until bright red bleeding stops.



5. Place the rod inside the clip and lock.



6. Circle the band over the rod, for small extremities, continue to circle the band around the extremity and over the windlass rod.



7. Secure the rod and band with the strap, adhere it to the opposite hook on the windlass clip.

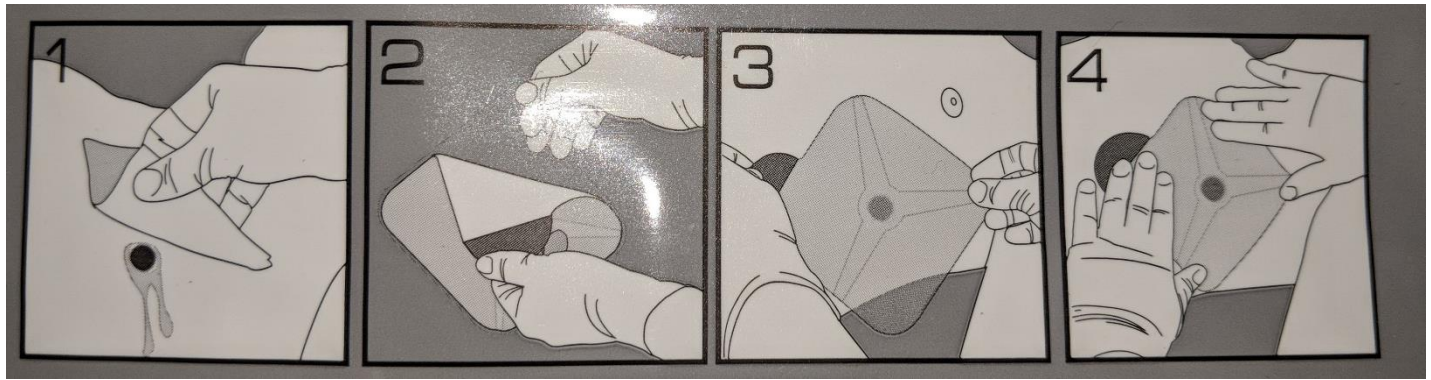
Warning: This product is intended for qualified medical professionals trained in the application of a tourniquet. It is not intended for the general public. Use only as directed by your EMS authority or under the supervision of a physician. Read entire Instruction for Use prior to using this product. Inappropriate application can result in serious injury or loss of limb.

809 Dorr Ave Rhinelander, WI 54501

dropbox@NCW-HERC.org or robert.deede@wisconsin.gov

(715)360-6822

HYFIN VENT CHEST SEAL INSTRUCTIONS:



QUIKCLOT BLEEDING CONTROL DRESSING INSTRUCTIONS:



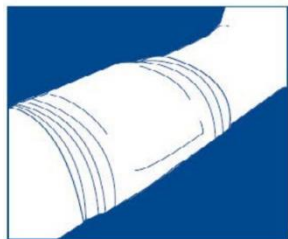
1. Open package and remove QuikClot Dressing. Keep the empty package.



2. Place QuikClot Dressing over the wound and use it to apply pressure directly over bleeding source. (more than one dressing may be required.)



3. Continue to apply pressure for 3 minutes or until bleeding stops.



4. Wrap and tie bandage to maintain pressure. Seek medical care immediately. Show product removal directions on package to medical personnel.

I you have any questions related to use of the MCI Go Bag, please contact Robbie Deede via phone: 715-360-6822, or email Robert.deede@wi.gov