

## USER AWARENESS OF INFLIBNET IN ETD SHODHGANGA- A VIEW

Dr.A. Ganesan<sup>1</sup>

<sup>1</sup>Director, PRIST University, Thanjavur

\*\*\*

**Abstract** - *Electronic thesis dissertation is important recourse of research scholars. Faculty and researchers Theses and dissertation are most important intellectual contributions.ETDs increase the availability of research to the academic community worldwide, it increase the exposure to potential researchers, improve student understanding of electronic publishing issues and reduce the need for library space. The ETD will be given an address on the World Wide Web after it is publicly released so it can be accessible worldwide. Through the World Wide Web, people anywhere in the world can link directly to specific ETDs or to ETD collections at universities. ETDs are cost-effective for both the scholars and the university. It helps in accelerating workflow within the university and the library systems and makes faster access to theses and dissertations available to outside researchers. Researcher's time and cost are saved. Further we discuss the features, objective, Methodology, Data analysis and interpretation and finally give conclusion.*

**Key Words:** D-SPACE, ETD, World Wide Web, Researchers, Colleges, Universities, Information technology

### 1.SHODHGANGA:A RESERVOIR IF INDIAN THESIS

**Shodhganga** is the name coined for the repository of Indian electronic thesis and dissertation set up by the INFLIBNET center. The word 'shodh' originate from Sanskrit and stands for research and discovery. The word „ganga“ is the holiest, longest and largest river in Indian sub continent. Shodhganga a repository of thesis and dissertation submitted to Indian universities, is expected to keep growing to a formidable size of more researchers from India submits their research works to this ever growing reservoir. The shodhganga @ INFLIBNET CENTER provides a platform for research scholars to deposit their PhD thesis and make it available to the entire scholarly community to open access. The repository has the ability to capture index, store disseminate and preserve the ETDs submitted the researchers. Inflibnet shodhganga and it covers all relevant areas such as Engineering, Medicine, Arts and science, Social science, Agriculture, pharmacy law etc. INFLIBNET shodhganga year wise thesis uploaded.

### 2.Funds to Universities under UGC's shodhganga scheme

The UGC provides financial assistant eligible Universities for following purpose

- Setting up the ETD Laboratory depending upon no of thesis submitted by the universities in a year.
- Access to anti plagiarism software package to prevent plagiarized content
- Digitization of back files of thesis based on thesis available in university

49 Universities Memorandum of Understanding (MOU) for shodhganga signed between Universities and INFLIBNET Centre, Ahmadabad. The eligible universities who have signed MOU with the INFLIBNET center on shodhganga may apply for financial assistant in the prescribed Performa.

### 2.1.Features and functionality

Shodhganga implement at INFLIBNET center provides the following additional features.

Multi Lingual support in the respository. Tamil, Hindi, Gujarati, Sanscrit, already enabled

Visually linked browser

Links to national and international ETD initiatives

Shodhgangotri Repository an Indian resource progress

Under the initiative called "Shodhgangotri" research scholars, research guide in universities are requested to deposited electronic version of approved synopses or research proposals submitted to the research scholars to the universities for registering themselves for the PhD programme. The repository on one hand, would reveal the trends and direction on research being conducted in Indian universities, on the other hand it would avoid duplication of research. Synopses in "Shodhgangotri" would later be mapped to full text thesis in "Shodhganga"

### 3.Objective of the study

- To identify the ETD Ratio department wise
- To Identified year wise PhD research scholars details
- To study the purpose of utilization of ETD
- To Access easily find out any topic
- To identify knowledge about INFLIBNET Shodhganga among the research scholars and faculties
- To find out the frequency of using at any time.
- To collect all ETD in single window.

### 3.1.Scope and limitation of the study

The present study focused on the use INFLIBNET Shodhganga ETD user in Universities. An endeavor has been made to identify the needs requirements of users in general and to know the use of INFLIBNET Shodhganga ETD in Universities by the users.

### 3.2.Methodology

A structured questioner designed to collect the data from the University faculty members.100 questioners were distributed among the faculty members.85 filled questioner were received. Than the collected data was analyzed, tabulated interpreted and presented.

### 3.3.Data analysis and interpretation

The respondent"s data has been analyzed and tabulated using SPSS software package. All the results and findings are presented in the paper under different headings. Totally 100 questioner were distributed and respond 85 questioner are analysed.

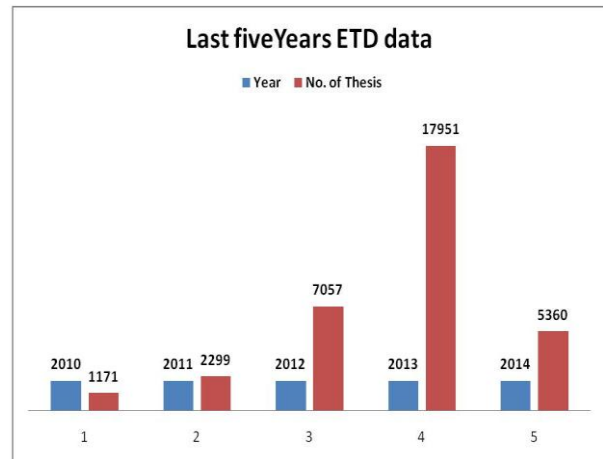
### 4.Last five years southganga ETD

**Table 1 Year wise Electronic thesis and deseratation upload in shodhganga**

Year	No. of thesis
2010	1171
2011	2299
2012	7057
2013	17951
2014	5360 (Up to 15.0515)

Last five year 33838 thesis submitted in shodhganga I e is 2010 to 2015

### 5.Year wise Electronic thesis and dissertation upload in shodhganga



### 6.Through which INFLIBNET Shodhganga

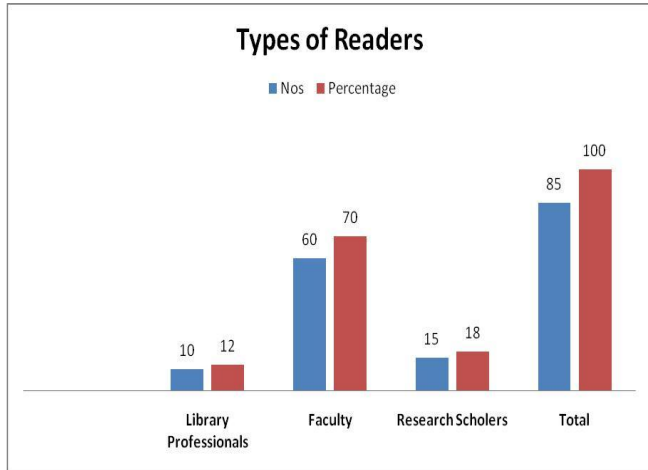
**Table 2**

S.No	Readers	Nos	Percentage
1	Library Professionals	10	12
2	Faculty	60	70
3	Research Scholers	15	18
	Total	85	100

Know about the INFLIBNET shodhganga by their Faculty 70 percentage, research scholars 15 percentage, Library professionals 10 percentage

**7. Table 2 Types of Readers search which INFLIBNET Shodhganga (N=85)**

**Types of Readers search which INFLIBNET Shodhganga (N=85)**



**8. Awareness of Shodhganga**

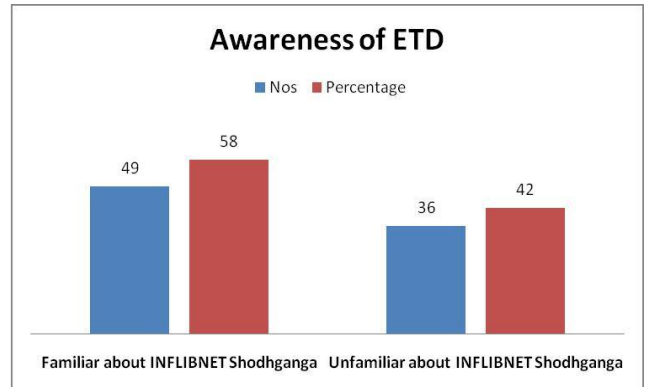
**Table 3**

SL.No.	Factors	Nos	Percentage
1	Familiar about INFLIBNET Shodhganga	49	58
2	unfamiliar about INFLIBNET Shodhganga	36	42
	Total		100

Awareness of INFLIBNET Shodhganga familiar of 49 percentage, Unfamiliar 36 percentage responds.

Awareness of INFLIBNET Shodhganga N=85

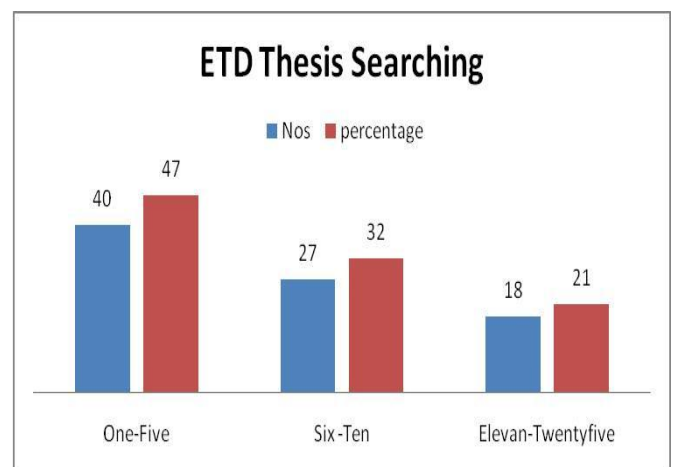
**Awareness of INFLIBNET Shodhganga N=85**



**9. Number of ETD thesis searching per month Table 3**

SL.No	No. of ETD thesis searching	Nos	percentage
1	One-Five	40	47
2	Six -Ten	27	32
3	Elevan-Twentyfive	18	21
		85	100

ETD INFLIBNET thesis searching per month five to 10 members 47 percentage, Six to ten people are 32 percentage, Elevan to twenty-five people are searching 21 percentage

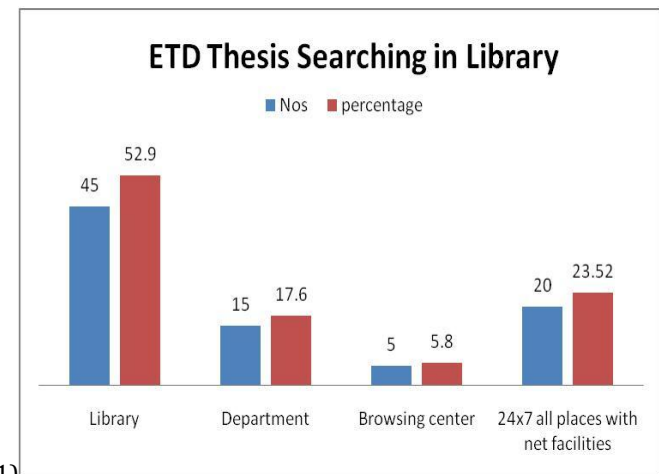


**10. Access to search ETD Thesis**

**Table 4**

Access to ETD INFLIBNET thesis searching in Library 52.9 percentage, Dept. 17.8 Percentage, Browsing center 05.8 percentage, all places 23.52 researches search the above places.

Sl.No	Place	Nos	percentage
1	Library	45	52.9
2	Department	15	17.6
3	Browsing center	05	05.8
4	24x7 all places with net facilities	20	23.52
	<b>Total</b>	<b>85</b>	<b>100</b>



**3) FUNCTION OF SHODHGANGA INFLIBNET UPTO 2015**

4) 40 Universities are signed in MOU 41,400 full thesis uploaded. Shodhganga user awareness Programme in Various Universities till date conducted 18 universities. Urkund anti plagiarism software selected by INFLIBNET center for Universities.

5) 186 Universities Submitted of 42,492 ETD Thesis

**6) Table 5**

7) 40 Universities theses are following

	NAME OF THE UNIVERSITIES	NO.OF.THESES
1	Jawaharlal Nehru Univ	4459
2	Gujarat Univ.	2307
3	Bundelkhand Univ.	1693
4	Chaudhary Charan Singh Univ.	1540
5	Pt. Ravishankar Shukla Univ.	1293
6	Periyar Univ.	772
7	Maharshi Dayanand Univ.	725
8	Univ. of Hyderabad	658
9	Bharathidasan Univ.	620
10	Sardar Patel Univ.	601
11	Saurashtra Univ.	554
12	Univ. of Delhi	508
13	Punjabi Univ.	451
14	Jamia Hamdard Univ.	439
15	Acharya Nagarjuna Univ.	404
16	Kumaun Univ.	365
17	Manipur Univ.	358
18	Savitribai Phule Pune Univ.	290
19	Maharaja Sayajirao Univ. of Baroda	281
20	Tilak Maharashtra Vidyapeeth	270
21	Anna Univ.	2819
22	Mahatma Gandhi Univ.	2084
23	Dr. Harisingh Gour Vishwavidhyalay	1579
24	Cochin Univ. of Science & Technology	1484
25	Pondicherry Univ.	773
26	Manonmaniam Sundaranar Univ. [	751
27	Shri Jagdishprasad Jhabarmal Tibarewala Univ.	672
28	Univ. of Calicut	629
29	Aligarh Muslim Univ.	613
30	Bharathiar Univ.	586
31	Univ. of Mysore	512
32	Goa Univ.	500
33	Guru Nanak Dev Univ.	447
34	Shivaji Univ.	412
35	Univ. of Kashmir	367
36	Jawaharlal Nehru Technological Univ., Hyderabad	363
37	Sant Gadge Baba Amravati Univ.	304
38	Univ. of Lucknow	286
39	Gauhati Univ.	270
40	Sri Venkateswara Univ.	266
	8) TOTAL	9) 43089

