

2013

Wyoming Youth and Alcohol

**ENFORCING UNDERAGE
DRINKING LAWS GRANT
COMMUNITIES:**

Casper, Cheyenne, Douglas, Gillette,
Hot Springs Co, Lander, Laramie,
Lincoln Co, Powell, Rawlins,
Riverton, Rock Springs, Sheridan,
Teton Co, Torrington, University of
Wyoming

**Wyoming Association of Sheriffs
and Chiefs of Police**

Wyoming Association of Sheriffs and Chiefs of Police

Youth and Alcohol Data - 2013: Enforcing Underage Drinking Laws Grant Programs

Casper, Cheyenne, Douglas, Gillette, Hot Springs County, Jackson, Lander, Laramie,
Lincoln County, Powell, Rawlins, Riverton, Rock Springs, Sheridan, Teton County,
Torrington, University of Wyoming

AUGUST 2014

This project was accomplished with grant funding provided by the Wyoming Department of Health – Mental Health and Substance Abuse Services Division (Enforcing Underage Drinking Laws and Prevention for Success Program Grants) and by the Wyoming Department of Transportation – Highway Safety Office.

The Wyoming Association of Sheriffs and Chiefs of Police managed both program grants and collected the data contained in this report. Johnson and Associates developed the master database, assembled and analyzed the data. The report was authored by Ernest L. Johnson, Director of Services.

TABLE OF CONTENTS

INTRODUCTION..... 2-3

COLLECTIVE COMMUNITY DATA – SUMMARY..... 4

COLLECTIVE COMMUNITY DATA - GRAPHS/CHARTS..... 5 - 16

INDIVIDUAL COMMUNITY DATA..... 17 - 50

- Casper 17-18
- Cheyenne 19-20
- Douglas 21-22
- Gillette 23-24
- Hot Springs Co. 25-26
- Jackson 27-28
- Lander 29-30
- Laramie 31-32
- Lincoln Co. 33-34
- Powell 35-36
- Rawlins 37-38
- Riverton 39-40
- Rock Springs 41-42
- Sheridan 43-44
- Teton Co. 45-46
- Torrington 47-48
- University 49-50

ACKNOWLEDGEMENTS..... 51

INTRODUCTION

Underage and binge drinking have become serious public health and safety concerns in every community in Wyoming – as they have throughout the rest of the country. Youth are beginning to drink at an earlier age and they are drinking greater quantities than ever before. The increasing risk to Wyoming youth and communities prompted the Wyoming Association of Sheriffs and Chiefs of Police to begin collecting youth and alcohol-related data in order to develop more effective long-term strategies for law enforcement agencies and underage drinking prevention coalitions in Wyoming.

This data collection effort was funded primarily with the use of federal grant funds provided by the Wyoming Department of Health and the Wyoming Department of Transportation – Highway Safety Office. The grant funds received from the Wyoming Department of Health comes from the United States Department of Justice - Office of Juvenile Justice and Delinquency Prevention as part of an existing national grant program entitled Enforcing Underage Drinking Laws. These federal grant funds have been provided to the state of Wyoming since 1998 and are administered by the Wyoming Department of Health – Mental Health and Substance Abuse Services Division. The OJJDP EUDL funding came to an end during 2013. The Wyoming Department of Health provided grant funding to continue EUDL activities through a Substance Abuse and Mental Health Services Administration (SAMHSA) program entitled Prevention for Success II.

Unlike other national prevention grant programs, these funds are specifically intended to be used for law enforcement initiatives which focus on effective enforcement of underage drinking laws. Due to the law enforcement focus of these federal grant funds, the Division began contracting with the Wyoming Association of Sheriffs and Chiefs of Police in 2006 to administer the grant process and to direct the efforts of the law enforcement agencies that apply for grant funding.

In 2007, the Association decided to take a more strategic approach in the administration of these federal grant funds by implementing a statewide initiative that would involve multiple law enforcement agencies in a more directed manner. The Wyoming Communities in Action initiative was designed to recruit and involve more law enforcement agencies in efforts to reduce underage drinking in their communities. The initiative was also intended to be the means by which more effective strategies could be devised, implemented and evaluated – strategies which could then be shared, replicated and used by other agencies in the state.

An integral phase of this initiative involved devising a data collection process that would provide more complete, detailed information relative to incidents where law enforcement comes in contact with youth who are in possession of, or who have been drinking alcohol.

The process of identifying and selecting the data fields which would be useful for strategy development and evaluation purposes was a critical first step. Demographic information,

Youth and Alcohol Data - 2013

location of law enforcement contact, time of day, arrests versus citations, blood alcohol concentration levels and determining the source of the alcohol were all selected and included in the data collection process employed by all participating agencies.

The data was collected daily, then tabulated and submitted monthly through the use of an online project management site. This information was then entered into a master database and monthly reports were created for every grant agency – as well as included in this aggregated year-end report for all communities.

This report is comprised of data collected by seventeen law enforcement agencies in Wyoming that participated in the two Enforcing

Underage Drinking Laws (EUDL) grant programs during calendar year 2013. Three counties, thirteen municipalities and the University of Wyoming participated during this reporting period. All seventeen communities now have a baseline of data relative to youth involvement with alcohol which can be used to assess and compare enforcement efforts and underage drinking prevention initiatives.

This report provides a collective, as well as an individual, review of alcohol-related data involving youth which was submitted by: Casper, Cheyenne, Douglas, Hot Springs County, Gillette, Jackson, Lander, Laramie, Lincoln County, Powell, Rawlins, Riverton, Rock Springs, Sheridan, Teton County, Torrington and the University of Wyoming.

COLLECTIVE COMMUNITY DATA

The data collected over a twelve month period – January 1, 2013 through December 31, 2013 provides descriptive detail regarding law enforcement involvement with youth and alcohol in the seventeen EUDL grant communities in Wyoming.

The statistics contained in this report provide a more complete “picture” of alcohol use by youth in Wyoming than has been available in the past. Specific data regarding age, gender, time of day, charges, location of offense and where the minor obtained alcohol was collected - information useful for prevention efforts, manpower deployment and strategy development.

An assortment of charts and graphs of aggregated data collected in the seventeen communities are included in this report. Highlighted below are some significant, useful statistics:

- 1,778 underage youth were arrested or cited for involvement with alcohol (32 less than last year)
- 164 adults (male and female) were arrested during alcohol-involved incidents where underage drinkers were arrested (41 more than last year)
- 6.91% of the juveniles were arrested and taken into custody – 93.09% were cited and released
- Males age 18-20 accounted for the most arrests/citations – 862 (49%)
- Females age 18-20 were second in arrests and citations - 406 (23%)
- Males age 15-17 were third in arrests/citations – 264 (15%)
- Females age 15-17 were fourth in arrests/citations – 130 (9%)
- 42 males age 14 and under were cited/arrested
- 41 females age 14 and under were cited/arrested
- Average BAC: PBT – 0.107
Intoximeter – 0.127
- Law enforcement arrests involving youth and alcohol occurred more often between 10PM and 2AM – 1,094 of the total 1,942 (56%)
- 488 of the 1,942 total arrests occurred between 10PM and Midnight, 606 occurred between Midnight and 2AM, and 288 occurred between 2AM and 4AM
- Minor in Possession was the most frequent charge – 1,564 of the total 1,778 underage arrests
- There were numerous incidences of accompanying charges for Assault, Curfew violations, Disorderly Conduct, Disturbing the Peace, Interference
- 96 underage youth were arrested for DUI
- Private Residences were most often involved – 41%
- 85% of the time minors reported they obtained alcohol from a Party (69%) or Home (16%)
- 14% of the time minors obtained alcohol from a Bar or Liquor Store

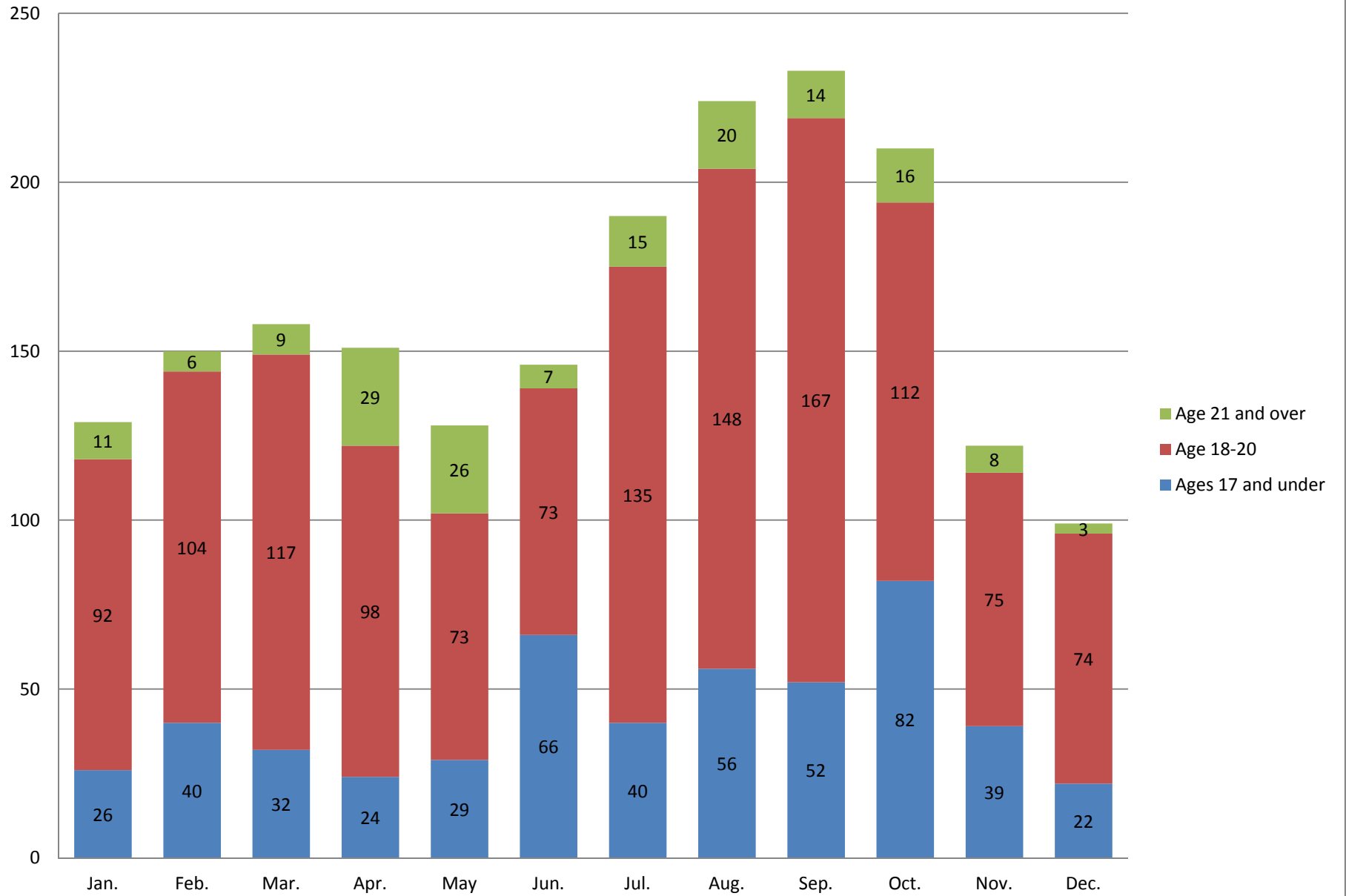
January - December 2013

	Jan.	Feb.	Mar.	Apr.	May	Jun.	Jul.	Aug.	Sep.	Oct.	Nov.	Dec.	Totals & Ave.
Total Arrests	129	150	158	152	128	146	190	224	233	210	122	100	1942
Arrest	20	29	32	47	25	27	38	47	41	35	35	23	399
Cite/Release	104	121	126	105	103	119	152	175	186	166	87	77	1521
Day of the Week													
Monday	5	22	18	13	3	15	6	14	6	9	7	3	121
Tuesday	19	10	17	11	6	31	11	21	4	12	17	6	165
Wednesday	6	5	12	6	9	10	36	11	27	13	17	4	156
Thursday	18	31	32	24	28	17	15	43	27	28	6	4	273
Friday	24	13	13	19	42	14	51	56	36	43	28	19	358
Saturday	36	34	29	48	28	38	38	51	69	74	23	42	510
Sunday	21	35	34	31	12	21	33	28	64	31	23	22	355
Time													
10am-4pm	4	5	9	10	9	14	7	8	33	39	9	1	148
4pm-10pm	20	11	18	37	38	29	42	14	24	26	19	17	295
10pm-12am	34	39	35	38	31	29	56	87	42	37	24	36	488
12am-2am	52	57	49	49	30	33	58	58	80	71	46	23	606
2am-4am	15	28	41	15	18	21	23	40	37	22	11	17	288
4am-10am	4	10	6	3	2	20	4	17	17	15	13	6	117
Age and Gender													
Female 14 and under	3	8	1	0	3	9	1	1	4	9	1	1	41
Female 15-17	8	10	10	8	11	20	19	21	12	26	9	7	161
Female 18-20	38	41	39	35	19	19	56	45	40	33	13	28	406
Female over 21	0	1	4	9	12	0	4	3	3	8	3	2	49
Female no age	0	0	0	0	0	0	0	0	0	0	0	0	0
Male 14 and under	0	3	6	1	2	6	2	5	7	5	3	2	42
Male 15-17	15	19	15	15	13	31	18	29	29	42	26	12	264
Male 18-20	54	63	78	63	54	54	79	103	127	79	62	46	862
Male over 21	11	5	5	20	14	7	11	17	11	8	5	1	115
Male no age	0	0	0	1	0	0	0	0	0	0	0	0	1
MIP	95	127	128	98	84	117	164	182	200	182	103	84	1564
DUI	10	11	9	9	5	2	11	9	11	4	10	5	96
Open Container	3	5	3	8	6	4	15	11	7	3	2	1	68
Youthful Offender	3	4	3	4	4	5	1	2	4	2	2	4	38
Public Intoxication	4	4	4	4	4	9	8	8	5	5	5	3	63
Minor in Establishment	9	1	2	3	7	8	2	4	1	0	0	3	40
Furnish to Minor	3	3	9	9	9	6	9	8	3	4	8	3	74
Sell to Minor	1	0	0	10	8	0	3	1	0	14	2	2	41
False ID	4	1	5	7	5	1	2	4	5	4	3	1	42
Parental Prior	1	0	1	4	3	0	0	1	0	0	0	0	10
BAC													
PBT	0.107	0.089	0.110	0.100	0.089	0.115	0.100	0.129	0.129	0.100	0.111	0.102	0.107
Intoximeter	0.149	0.149	0.098	0.152	0.205	0.135	0.102	0.122	0.117	0.096	0.083	0.118	0.127
Refused	12	11	12	18	19	6	22	37	43	17	9	6	212
Accident Related	0	0	1	0	1	1	0	0	0	0	4	1	8

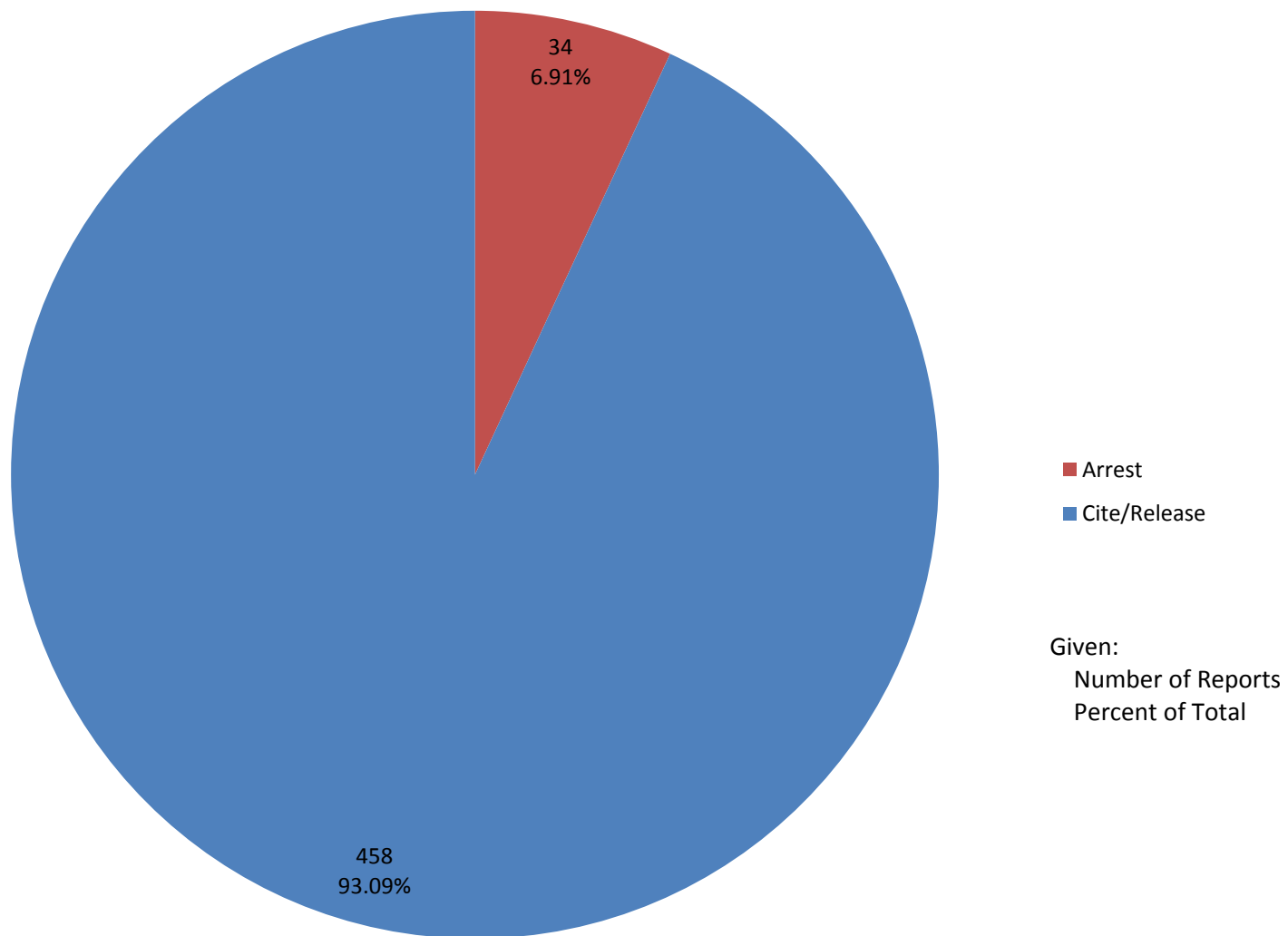
January - December 2013

	Jan.	Feb.	Mar.	Apr.	May	Jun.	Jul.	Aug.	Sep.	Oct.	Nov.	Dec.	Totals & Ave.
Location of Offense													
Bar	8	3	10	23	19	9	10	13	2	9	3	7	116
Other	19	2	11	22	16	29	14	29	16	14	8	10	190
Park	0	0	1	0	11	10	21	5	1	0	0	0	49
Parking Lot	2	8	15	3	6	5	8	14	8	11	7	2	89
Residence	65	80	76	51	34	41	66	71	108	91	49	42	774
Restaurant	0	0	4	6	5	0	2	0	0	5	0	2	24
School	1	14	10	9	6	1	0	4	30	26	13	12	126
Street	17	24	12	16	22	35	49	70	21	45	33	20	364
Vehicle	13	14	18	19	8	16	13	17	32	9	4	5	168
Where Minor Obt. Alc.													
Bar	6	4	9	20	9	2	8	5	6	3	2	0	74
Home	4	17	12	10	5	8	11	12	16	6	6	7	114
Liquor Store	5	0	0	3	4	0	1	0	2	4	2	1	22
Party	34	40	43	23	25	28	80	31	69	37	27	38	475
Other Crimes Charged													
3rd Degree Sex Assault	0	0	0	0	0	0	0	0	0	0	0	0	0
Assault	0	2	0	0	1	1	1	1	1	0	2	0	9
Attempt to Purchase	0	0	0	0	0	0	0	0	0	0	0	0	0
Burglary	0	1	0	1	0	2	0	2	0	0	0	0	6
Criminal Entry	0	0	0	0	0	1	0	1	0	0	0	0	2
Curfew	1	0	1	0	3	3	3	0	0	0	0	0	11
Disorderly Conduct	0	0	0	0	0	2	0	0	0	0	0	0	2
Disturbing Peace	0	0	0	0	0	1	0	0	0	0	0	0	1
Duties of Driver	0	0	0	0	0	0	0	0	0	0	0	0	0
Improper Lights	0	0	1	0	4	2	0	1	0	0	0	0	8
Interference	0	1	0	0	0	2	4	0	1	2	1	0	11
Juvenile party report	1	2	6	2	8	0	2	2	0	2	0	3	28
Lane Violation	0	0	0	0	0	0	0	0	0	1	0	0	1
Leave Scene Accident	0	1	2	3	0	2	1	5	7	2	1	3	27
No DL	0	1	0	0	1	0	1	1	0	0	0	0	4
No Insurance	0	1	0	0	1	0	0	1	0	0	3	1	7
Pedestrian Under Influen.	0	0	0	1	0	3	0	0	0	0	0	1	5
Poss. Cont. Subst.	0	1	1	1	2	0	0	0	0	0	2	0	7
Poss. Drug Para.	0	1	1	0	2	1	2	0	0	0	1	0	8
Poss. Of Marijuana	3	2	0	1	0	3	1	1	0	2	2	0	15
Poss. Of Narcotics	2	2	2	0	0	0	1	0	0	2	0	0	9
Poss. Of Tobacco	4	3	4	1	0	10	2	2	7	1	1	2	37
Probation Violation	0	0	0	0	0	0	0	0	0	0	3	1	4
Property Destruction	0	4	0	0	1	0	0	0	0	1	0	0	6
Traffic Offense	0	1	1	0	0	1	3	0	0	1	4	1	12
Trespassing	5	10	2	1	5	0	2	3	1	1	2	1	33
Vandalism	0	2	1	0	2	0	0	1	0	0	0	0	6
Warrant	1	1	0	1	1	1	1	0	1	1	0	5	13

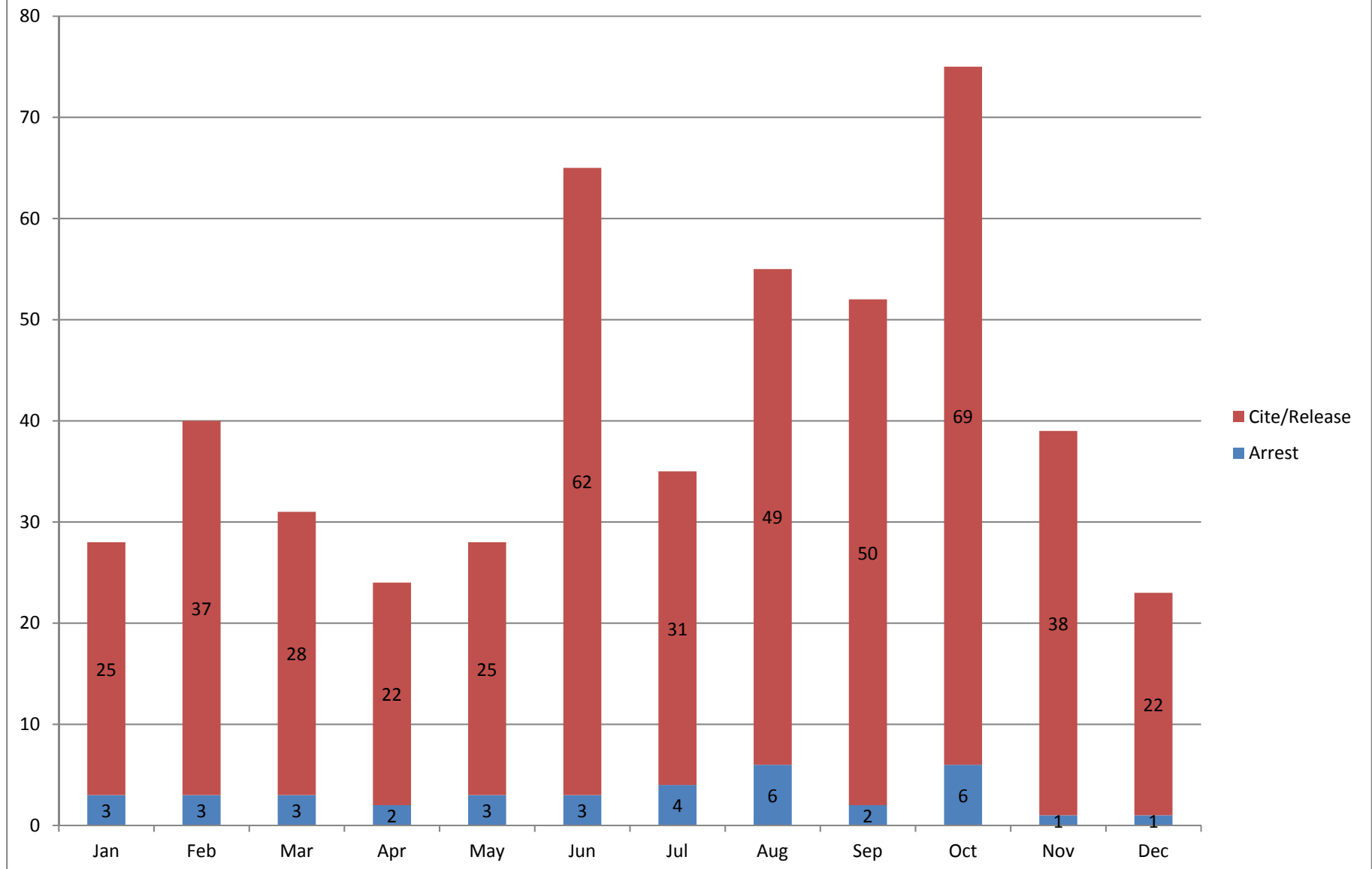
Total Arrest Reports: January - December 2013



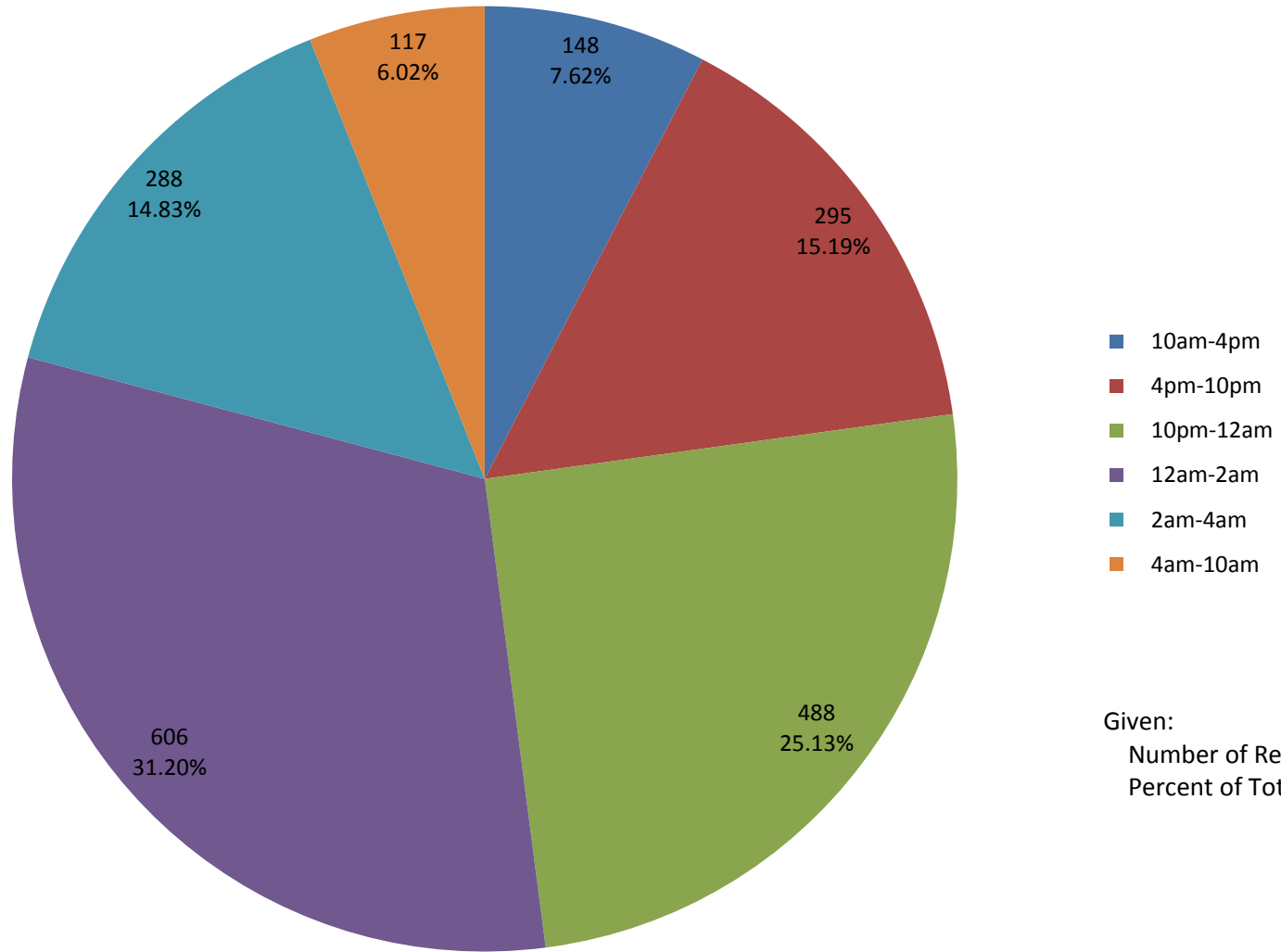
Juvenile Arrest vs. Cite/Release: January - December 2013



Total Juvenile Reports, by Arrest and Cite/Release: January - December 2013

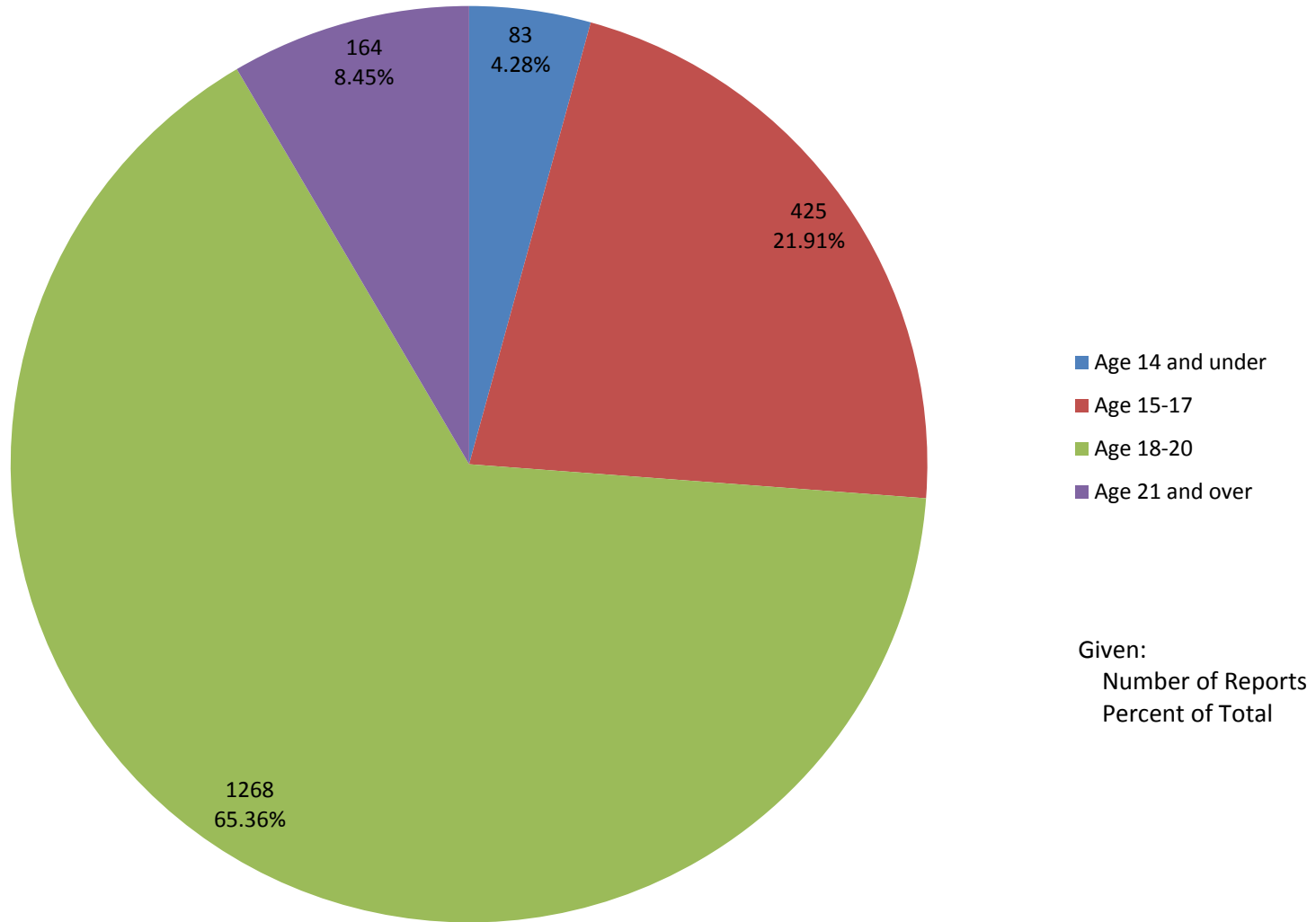


Time Distribution: January - December 2013

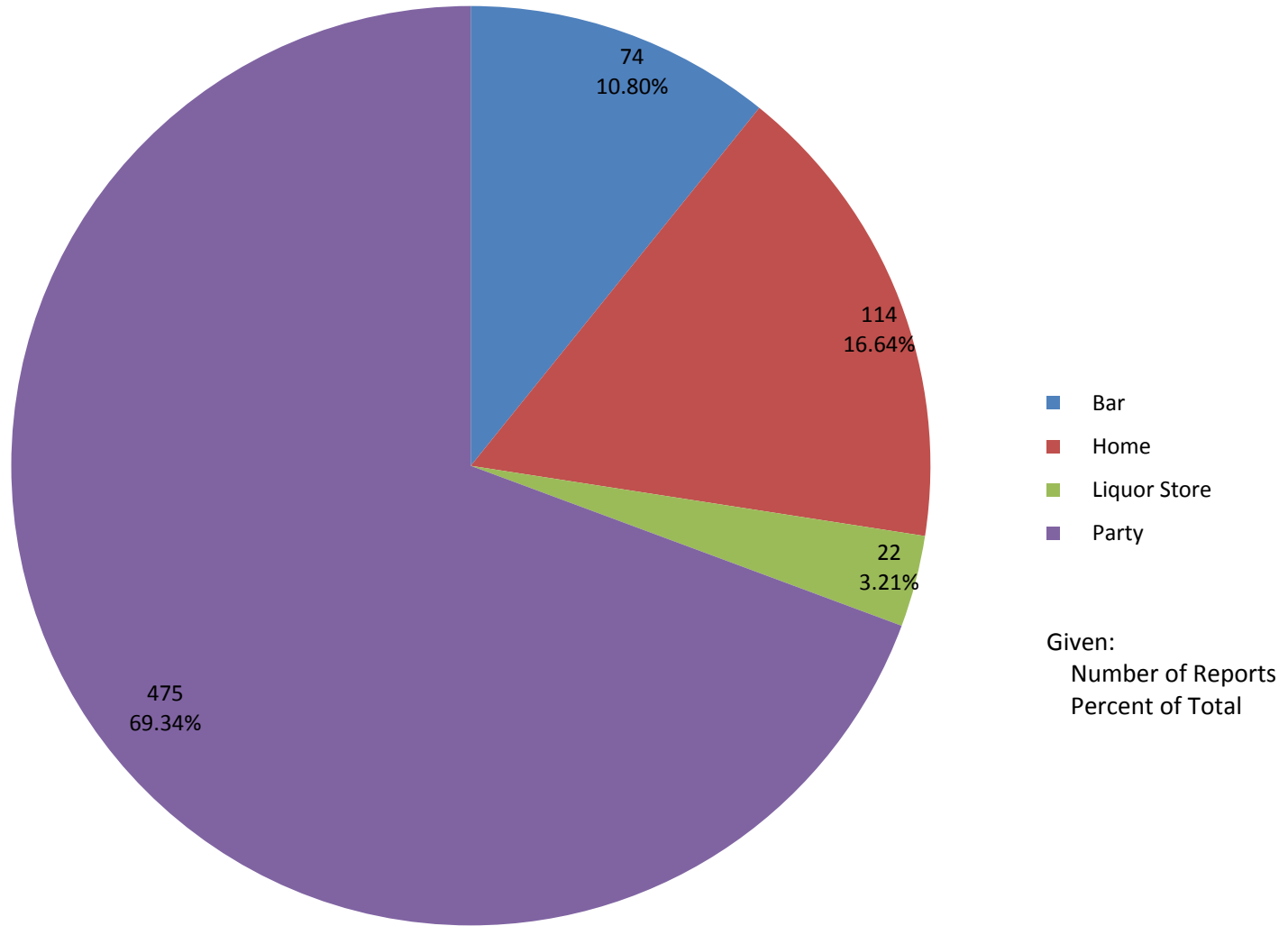


Given:
Number of Reports
Percent of Total

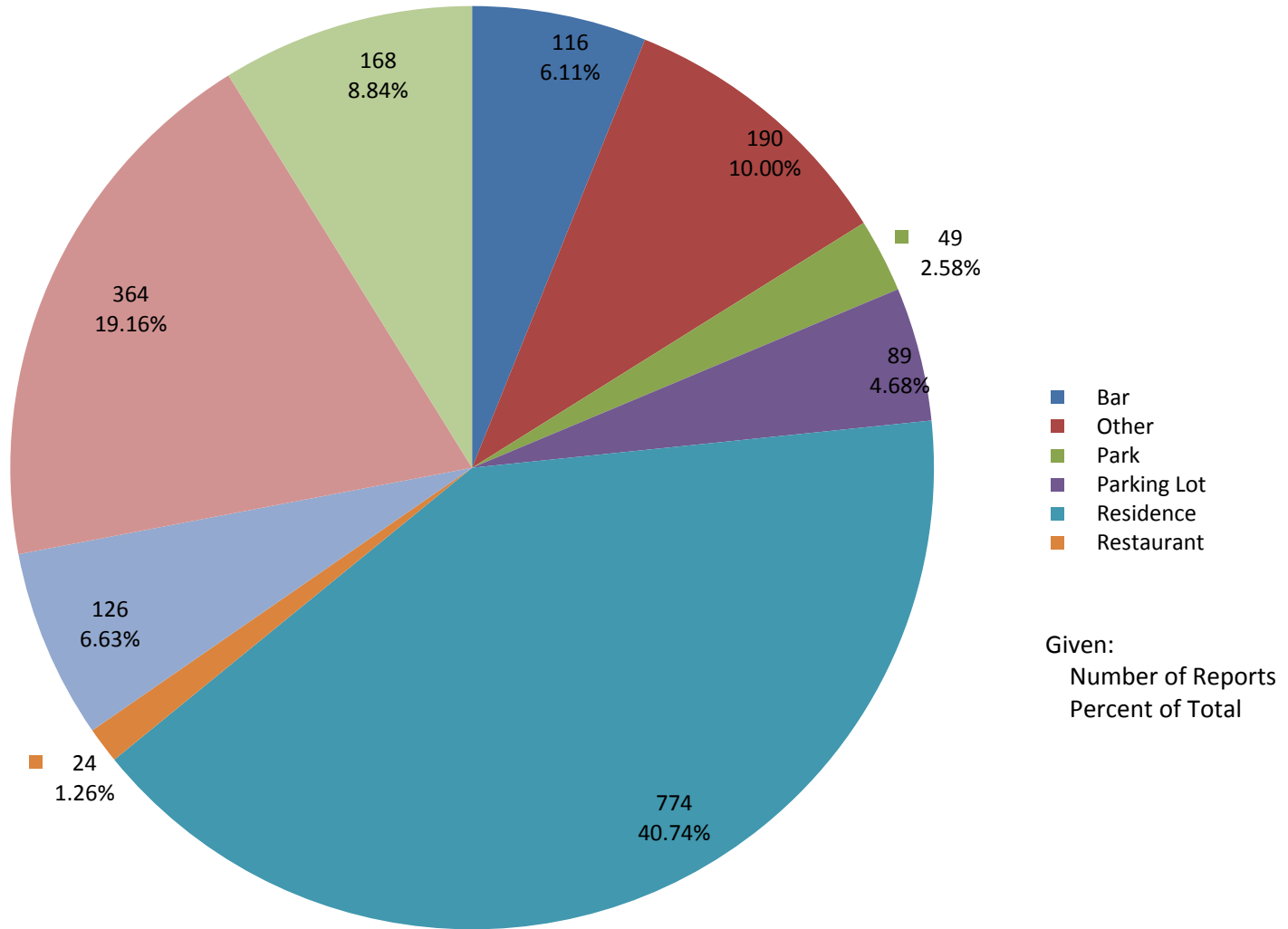
Age Distribution: January - December 2013



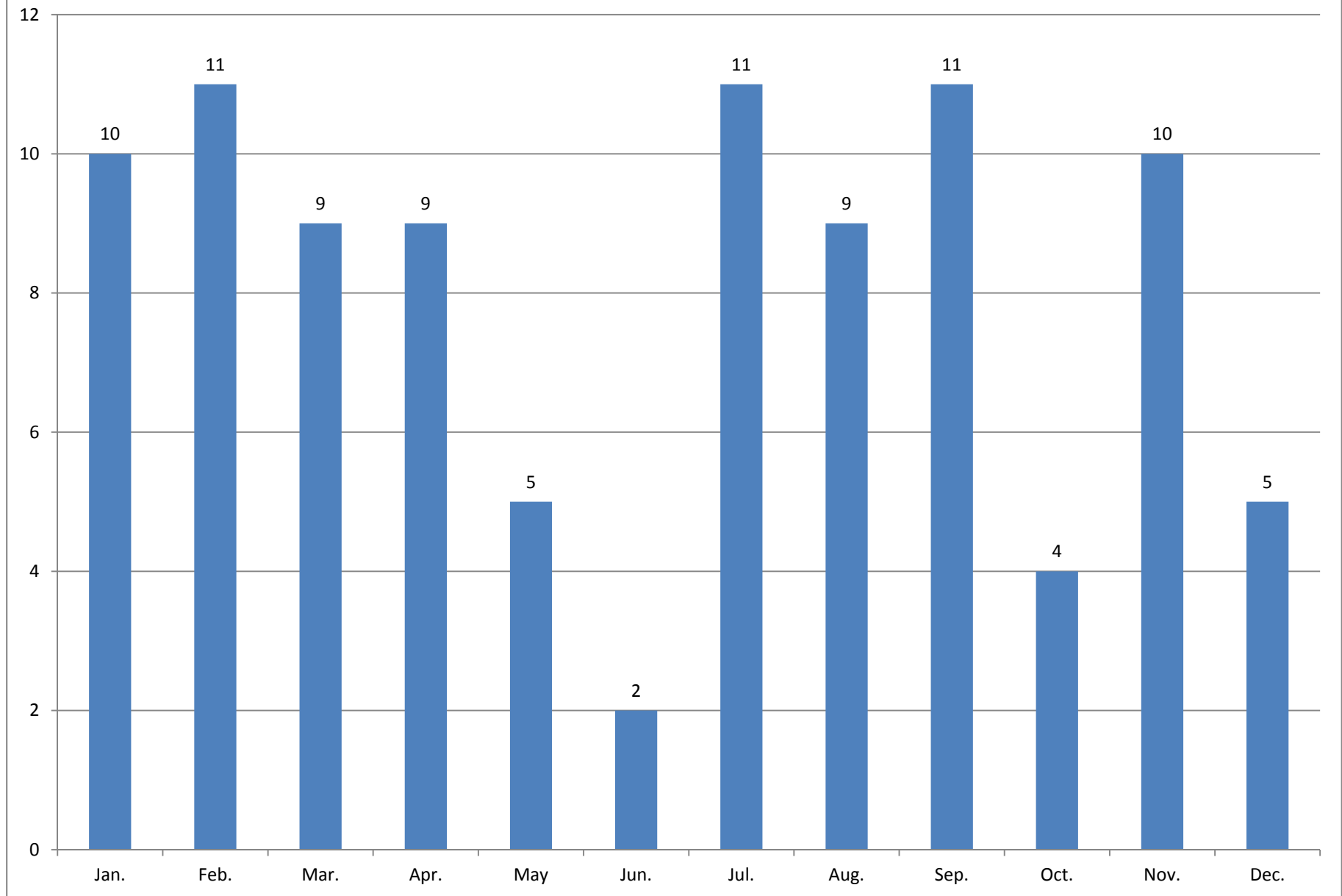
Where Minors Obtained Alcohol: January - December 2013



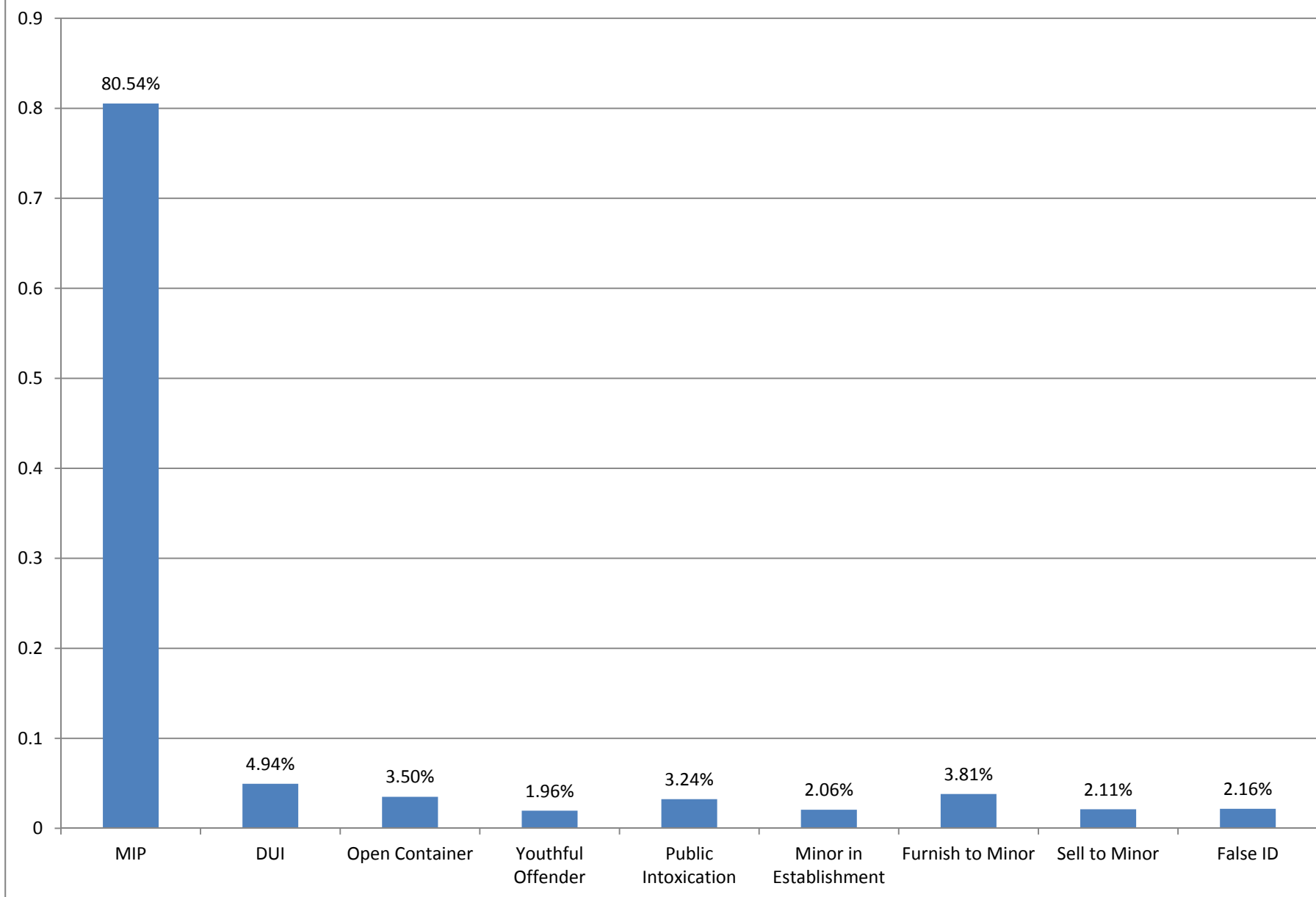
Location of Offense: January - December 2013



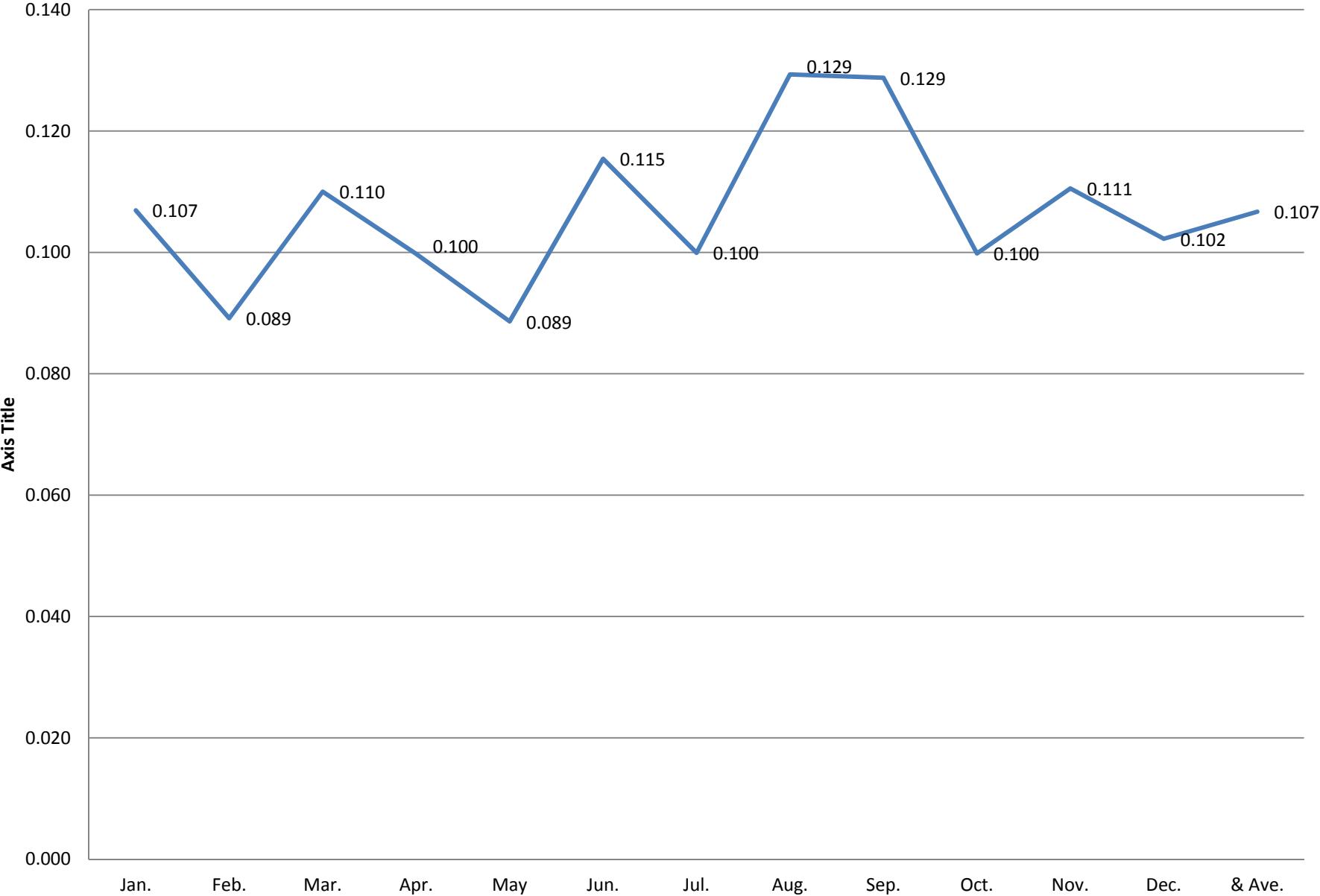
DUI Reports by Month: January - December 2013



Charges as a Percent of Total Reports: January - December 2013



Average PBT BAC by Month: January - December 2013



Casper: January -December 2013

	Jan.	Feb.	Mar.	Apr.	May	Jun.	Jul.	Aug.	Sep.	Oct.	Nov.	Dec.	Totals & Ave.
Total Arrests	15	14	26	6	12	28	8	24	32	57	24	9	255
Arrest			1	3	3	1	2	6	2	1	4	2	25
Cite/Release	15	14	25	3	9	27	6	18	30	56	20	7	230
Day of Week													
Monday	2	1	5		1	7	3	4	3	1	3	1	31
Tuesday	10		9			5	1	2	3	6	3	2	41
Wednesday	1	1	2					1	5	3	1	3	17
Thursday		10		1	4	3	1	2	9	18	3		51
Friday			2		1			12	9	15	2	1	42
Saturday	2	2		3	3	12	3	3	1	14	6	1	50
Sunday			8	2	3	1			2		5	1	22
Time													
10am-4pm			1		2	7		3	14	26	4		57
4pm-10pm	2		2		1	5		1	3	3	10	2	29
10pm-12am	2		12		2	5	1	5	2	6		1	36
12am-2am	3	10	8	3	1		1	9	1	11	4	3	54
2am-4am	8	4	2	2	6	5	6	2	2	5	1	1	44
4am-10am			1	1		6		4	10	6	5	2	35
Age and Gender													
Female 14 and under	1					4			4	3	1		13
Female 15-17	5	1	1		2	5	1	7	3	14	4	2	45
Female 18-20	3	4	10	4	1		1		1	9		2	35
Female over 21													0
Female no age													0
Male 14 and under					2	2			6	4	2	1	17
Male 15-17	5		4	1	3	12	3	8	14	19	12		81
Male 18-20	1	9	11	1	4	5	3	9	4	8	5	3	63
Male over 21													0
Male no age													0
MIP	15	14	26	6	12	28	8	24	32	57	22	8	252
DUI				1			1				2		4
Open Container							1						1
Youthful Offender													0
Public Intoxication					2					3	2		7
Minor in Establishment													0
Furnish to Minor													0
Sell to Minor													0
False ID													0
Parental Prior													0

Casper: January -December 2013

	Jan.	Feb.	Mar.	Apr.	May	Jun.	Jul.	Aug.	Sep.	Oct.	Nov.	Dec.	Totals & Ave.
BAC													
PBT							0.067			0.099	0.135	0.143	0.111
Intoximeter													
Refused											1		1
Accident Related											2		2
Location of Offense													
Bar													0
Other			2		1	6				3			12
Park			1		3	8		2	1				15
Parking Lot							1		1		2	2	6
Residence	13	10	19	1	3	9	1	11	4	20	3	3	97
Restaurant												1	1
School			2	1	2	1		4	20	18	8	1	57
Street		2	1	4	3	4	6	7	5	16	11	2	61
Vehicle	2	2	1										5
Where Minor Obt. Alc.													
Bar													0
Home										1		2	3
Liquor Store					1								1
Party													0
Other Crimes Charged													
3rd Degree Sex Assault													0
Assault											1		1
Attempt to Purchase													0
Burglary													0
Criminal Entry													0
Curfew					3		1						4
Disorderly Conduct													0
Disturbing Peace													0
Duties of Driver													0
Improper Lights													0
Interference							2				1		0
Juvenile party report													3
Lane Violation													0
Leave Scene Accident											1		0
No DL													1
No Insurance											1		0
Pedestrian Under Influen.													1
Poss. Cont. Subst.											1		0
Poss. Drug Para.													1
Poss. Of Marijuana						3	1				1		0
Poss. Of Narcotics													5
Poss. Of Tobacco													0
Probation Violation													0
Property Destruction													0
Traffic Offense											3		0
Trespassing													3
Vandalism													0
Warrant					1								0

Cheyenne: January - December 2013

	Jan.	Feb.	Mar.	Apr.	May	Jun.	Jul.	Aug.	Sep.	Oct.	Nov.	Dec.	Totals & Ave.
Total Arrests	17	27	18	10	13	13	44	5	6	31	18	25	227
Arrest	6	7	1	2	2	2	9	2	3	4	7	2	47
Cite/Release	11	20	17	8	11	11	35	3	3	27	11	23	180
Day of Week													
Monday	2	3	1				1	1	1				9
Tuesday	3		2	1		7	5			5			23
Wednesday		2	2	1	4	2	12			3	2		28
Thursday	1	4	1	2	1	2	1		1	3			16
Friday	6			1	3		5	3	3	4	13	12	50
Saturday	1	3	10	4	1	1	12	1		9	3	12	56
Sunday	4	15	2	5	1	1	8		1	7		1	45
Time													
10am-4pm	3	2		1			3			4			13
4pm-10pm	3	3	4	2	2	3	11		2	14			44
10pm-12am		4	1	4	10	3	22	2	1	3	13	15	78
12am-2am	7	14	5		1	5	7	1	2	4	4	7	57
2am-4am	2	2	7	3		2	1	2		3		3	25
4am-10am	2	2	1						1	3	1		10
Age and Gender													
Female 14 and under		2	1		1	2				1		1	8
Female 15-17	1	3	4		1	1	4				3	2	19
Female 18-20	3	8	3	3	2		20	1		1	2	7	50
Female over 21				1			1			7	1		10
Female no age													0
Male 14 and under		1										1	2
Male 15-17	4	1	3	1		3	2		3	7	5	5	34
Male 18-20	9	11	6	4	7	5	14	4	3	9	7	9	88
Male over 21		1	1	1	2	2	3			6			16
Male no age													0
MIP	13	19	14	5	9	10	36	3	5	15	14	24	167
DUI	5	6	2	1	1		3	2	1	2	5	2	30
Open Container	2	5		1		2	7		1		2		20
Youthful Offender	3				1								4
Public Intoxication	4	2		3	1	3	5		2	2	1		23
Minor in Establishment					1		2		1				4
Furnish to Minor		1	2	1	1	1	2				2	1	11
Sell to Minor				1						14			15
False ID	1		1	1		1				2			6
Parental Prior													0

Cheyenne: January - December 2013

	Jan.	Feb.	Mar.	Apr.	May	Jun.	Jul.	Aug.	Sep.	Oct.	Nov.	Dec.	Totals & Ave.
BAC													
PBT	0.089	0.061	0.109	0.066	0.046	0.073	0.106	0.116	0.113	0.084	0.109	0.056	0.086
Intoximeter	0.131	0.129	0.133		0.189			0.118		0.121	0.114	0.131	0.133
Refused								1					1
Accident Related			1		1								2
Location of Offense													
Bar	1		1	2	1		3		1	5			14
Other	1		2		6		2			6		5	22
Park							18						18
Parking Lot	1	5		1	1		2			4			14
Residence	2	9	11	2	2	5	1	2	2	4	11	14	65
Restaurant							2			5			7
School	1	2							1	1			5
Street	8	10	2	5	3	4	15	2	2	4	5	2	62
Vehicle	3	1	2			4	1	1		2	2	4	20
Where Minor Obt. Alc.													
Bar	1								1				2
Home	3					1				1		1	6
Liquor Store													0
Party	1	11	8		2	4		2	1	3	10	18	60
Other Crimes Charged													
3rd Degree Sex Assault													0
Assault													0
Attempt to Purchase													0
Burglary													0
Criminal Entry													0
Curfew	1					3	1						5
Disorderly Conduct						1							1
Disturbing Peace													0
Duties of Driver													0
Illegal Possession													0
Improper Lights													0
Interference													0
Juvenile party report													0
Lane Violation													0
Leave Scene Accident		1			1								0
No DL		1			1								2
No Insurance				1									2
Pedestrian Under Influen.													1
Poss. Cont. Subst.							1						0
Poss. Drug Para.													1
Poss. Of Marijuana	2	1					1						0
Poss. Of Narcotics													4
Poss. Of Tobacco													0
Probation Violation													0
Property Destruction						1							0
Traffic Offense	5	9	2	1	5		2	1			1	1	1
Trespassing													27
Vandalism													0
Warrant													0

Douglas: January - December 2013

	Jan.	Feb.	Mar.	Apr.	May	Jun.	Jul.	Aug.	Sep.	Oct.	Nov.	Dec.	Totals & Ave.
Total Arrests	12	1	7	2	6	7	0	12	3	0	1	11	62
Arrest				2	1			7	2				12
Cite/Release	12	1	7		5	7		5	1		1	11	50
Day of Week													
Monday					1								1
Tuesday						7							7
Wednesday			3					4					7
Thursday				2				1	1				4
Friday					5			4	1				10
Saturday	12	1						3	1		1	7	25
Sunday			4									4	8
Time													
10am-4pm											1		1
4pm-10pm					4			2				2	8
10pm-12am	11		3					6	1				21
12am-2am	1			2	1	7		4	1			5	21
2am-4am		1	4		1							2	8
4am-10am									1			2	3
Age and Gender													
Female 14 and under						1							1
Female 15-17						3		2				1	6
Female 18-20	5		2					4					12
Female over 21					4							2	6
Female no age													0
Male 14 and under													0
Male 15-17	1		2			3		2				2	10
Male 18-20	6	1	3	2	2			3	3			5	25
Male over 21								1			1		2
Male no age													0
MIP	12	1	6		2	7		10	3			9	50
DUI													0
Open Container			1	1									2
Youthful Offender				1				1					2
Public Intoxication													0
Minor in Establishment													0
Furnish to Minor			1		4	1		1			1		8
Sell to Minor												2	2
False ID								1					1
Parental Prior								1					1

Douglas: January - December 2013

	Jan.	Feb.	Mar.	Apr.	May	Jun.	Jul.	Aug.	Sep.	Oct.	Nov.	Dec.	Totals & Ave.
BAC													
PBT	0.051	0.080	0.066	0.154	0.030	0.031		0.110	0.017			0.093	0.070
Intoximeter				0.190									0.190
Refused								1	1				2
Accident Related												1	1
Location of Offense													
Bar					2							1	3
Other								9					9
Park													0
Parking Lot								3					3
Residence	11		4		1	7			2		1	5	31
Restaurant					2							1	3
School													0
Street		1							1			4	6
Vehicle	1		3	2	1								7
Where Minor Obt. Alc.													
Bar								3					3
Home			3		2			2	2				9
Liquor Store												1	1
Party	12	1	4			7		6	1		1	8	40
Other Crimes Charged													
3rd Degree Sex Assault													0
Assault					1			1					2
Attempt to Purchase													0
Burglary													0
Child Endangerment													0
Concealed Weapon													0
Criminal Entry													0
Curfew													0
Disorderly Conduct													0
Disturbing Peace					1								1
Duties of Driver													0
Eluding													0
Impaired Driving													0
Improper Lights													0
Interference								1					1
Juvenile party report													0
Lane Violation													0
Larceny													0
Leave Scene Accident													0
No DL													0
No Insurance													0
Pedestrian Under Influen.													0
Poss. Cont. Subst.												1	1
Poss. Drug Para.													0
Poss. Of Marijuana													0
Poss. Of Narcotics													0
Poss. Of Tobacco													0
Probation Violation													0
Property Destruction													0
Reckless Driving													0
Refusal to Leave													0
Suspended DL													0
Speeding													0
Tobacco													0
Traffic Offense													0
Vandalism													0
Warrant									1				1

Gillette: January - December 2013

	Jan.	Feb.	Mar.	Apr.	May	Jun.	Jul.	Aug.	Sep.	Oct.	Nov.	Dec.	Totals & Ave.
Total Arrests	7	11	20	23	5	21	49	19	15	14	12	8	204
Arrest	1	3	4	2	1	8	8	4	3	4	3	1	42
Cite/Release	6	8	16	21	4	13	41	15	12	10	9	7	162
Day of Week													
Monday			2	1		1		2	1		1		8
Tuesday	3	1		1		3			1		6		15
Wednesday						2	8			2			12
Thursday	1		2	1	1		1						6
Friday	1	1			3		31	12		8	3	1	60
Saturday	1	7	12	8		9		3	11	4			55
Sunday	1	2	4	12	1	6	9	2	2		2	7	48
Time													
10am-4pm		2	2		2	1	1	1	1				10
4pm-10pm	2	3	3	9		4	7	2	10		3	1	44
10pm-12am	1				1	6	22	12		5	1	6	54
12am-2am	3	1	6	12	2	6	14	3	1	2	1	1	52
2am-4am		5	7	2		1	2		1	3	1		22
4am-10am	1		2			3	3	1	2	4	6		22
Age and Gender													
Female 14 and under							1						1
Female 15-17	1	2	2	3	1	2	7	1	3	1			23
Female 18-20	2	1	4	1	2	6	10	4	1	1	1	5	38
Female over 21							2			1			3
Female no age													0
Male 14 and under			2				2	1	1	1	1		8
Male 15-17		5	2	7		2	7	4	4	1	7		39
Male 18-20	4	3	6	12	2	10	16	7	6	8	3	2	79
Male over 21			4			1	4	2		1		1	13
Male no age													0
MIP	6	10	15	21	5	16	41	17	14	12	12	7	176
DUI	1	1	1			1	3		1		1		9
Open Container			1		1		1	1		2			6
Youthful Offender						1							1
Public Intoxication				1		1		1					3
Minor in Establishment						2							2
Furnish to Minor			5	3		1	5	1		3		1	19
Sell to Minor							2	1					3
False ID		1	1										2
Parental Prior													0

Gillette: January - December 2013

	Jan.	Feb.	Mar.	Apr.	May	Jun.	Jul.	Aug.	Sep.	Oct.	Nov.	Dec.	Totals & Ave.
BAC													
PBT	0.099	0.105	0.069	0.061	0.135	0.097	0.086	0.069	0.072	0.065	0.110	0.057	0.085
Intoximeter	0.092	0.085	0.130			0.190	0.093						
Refused		1		4		2	2	1					10
Accident Related													
Location of Offense													
Bar		1	2			1	2	2					8
Other				1	2	13		3	1	1	2	3	26
Park						1							1
Parking Lot		1											1
Residence	4	7	14	20	2		41	5	9	9	2	5	118
Restaurant													0
School			3						1		5		9
Street								2		1	2		5
Vehicle	3	2	1	2	1	6	6	7	4	3	1		36
Where Minor Obt. Alc.													
Bar							1	1					2
Home	1	1	2				2		1		5	1	13
Liquor Store									1	4			5
Party			8	2			36	2	10			4	62
Other Crimes Charged													
3rd Degree Sex Assault													0
Assault						1	1						2
Attempt to Purchase													0
Burglary													0
Criminal Entry						1							1
Curfew													0
Disorderly Conduct													0
Disturbing Peace						1							1
Duties of Driver													0
Improper Lights													0
Interference						2	1		1	1			5
Juvenile party report													0
Lane Violation													0
Leave Scene Accident													0
No DL													0
No Insurance													0
Pedestrian Under Influen.													0
Poss. Cont. Subst.													0
Poss. Drug Para.													0
Poss. Of Marijuana	2			1									3
Poss. Of Narcotics													0
Poss. Of Tobacco			1	1		1					1		4
Probation Violation													0
Property Destruction													0
Traffic Offense		1	1				3			1	1		7
Trespassing										1			1
Vandalism													0
Warrant						1	1			1			3

Hot Springs: January - December 2013

	Jan.	Feb.	Mar.	Apr.	May	Jun.	Jul.	Aug.	Sep.	Oct.	Nov.	Dec.	Totals & Ave.
Total Arrests	1	0	0	6	4	0	2	0	0	0	1	0	14
Arrest				3							1		4
Cite/Release	1			3	4		2						10
Day of Week													
Monday											1		1
Tuesday													0
Wednesday	1												1
Thursday							2						2
Friday													0
Saturday				6									6
Sunday					4								4
Time													
10am-4pm	1												1
4pm-10pm				1									1
10pm-12am													0
12am-2am				5			2				1		8
2am-4am					4								4
4am-10am													0
Age and Gender													
Female 14 and under													0
Female 15-17				1			2						3
Female 18-20													0
Female over 21													0
Female no age													0
Male 14 and under				1									1
Male 15-17	1				1								2
Male 18-20				2	3						1		6
Male over 21				2									2
Male no age													0
MIP	1			3	4		2						10
DUI											1		1
Open Container													0
Youthful Offender													0
Public Intoxication													0
Minor in Establishment													0
Furnish to Minor				2									2
Sell to Minor													0
False ID													0
Parental Prior	1												1

Hot Springs: January - December 2013

	Jan.	Feb.	Mar.	Apr.	May	Jun.	Jul.	Aug.	Sep.	Oct.	Nov.	Dec.	Totals & Ave.
BAC													
PBT				0.091	0.054		0.055				0.110		0.078
Intoximeter													
Refused													0
Accident Related											1		1
Location of Offense													
Bar													0
Other	1			5							1		7
Park													0
Parking Lot													0
Residence					4		2						6
Restaurant													0
School													0
Street													0
Vehicle													0
Where Minor Obt. Alc.													
Bar													0
Home													0
Liquor Store													0
Party				3	4		2						9
Other Crimes Charged													
3rd Degree Sex Assault													0
Assault													0
Attempt to Purchase													0
Burglary													0
Criminal Entry													0
Curfew													0
Disorderly Conduct													0
Disturbing Peace													0
Duties of Driver													0
Improper Lights													0
Interference													0
Juvenile party report													0
Lane Violation													0
Leave Scene Accident													0
No DL													0
No Insurance											1		1
Pedestrian Under Influen.													0
Poss. Cont. Subst.				1									1
Poss. Drug Para.													0
Poss. Of Marijuana	1												1
Poss. Of Narcotics													0
Poss. Of Tobacco	1												1
Probation Violation													0
Property Destruction													0
Traffic Offense													0
Trespassing											1		1
Vandalism													0
Warrant													0

Jackson: January - December 2013

	Jan.	Feb.	Mar.	Apr.	May	Jun.	Jul.	Aug.	Sep.	Oct.	Nov.	Dec.	Totals & Ave.
Total Arrests	3	2	4	6	2	3	7	1	0	1	2	0	31
Arrest	2	1	3	2						1	1		10
Cite/Release	1	1	1	4	2	3	7	1			1		21
Day of Week													
Monday			1			3					1		5
Tuesday					1								1
Wednesday	1										1		2
Thursday	1	1					5						7
Friday	1	1	1		1								4
Saturday			2	2									4
Sunday				4			2	1		1			8
Time													
10am-4pm		1	1	3	1								6
4pm-10pm	3		1	3		3	1						11
10pm-12am					1			1			1		3
12am-2am		1	1				6			1			9
2am-4am			1										1
4am-10am											1		1
Age and Gender													
Female 14 and under	1												1
Female 15-17						1							1
Female 18-20		1		1			2						4
Female over 21				2	1						1		4
Female no age													0
Male 14 and under													0
Male 15-17	1				1	2		1					5
Male 18-20	1	1	4	1			4			1	1		13
Male over 21				2			1						3
Male no age													0
MIP	1	1	1	1	1	2	6	1					14
DUI				1									1
Open Container				1									1
Youthful Offender											1		1
Public Intoxication													0
Minor in Establishment													0
Furnish to Minor						1							1
Sell to Minor				4	1		1				1		7
False ID			2								1		3
Parental Prior													0

Jackson: January - December 2013

	Jan.	Feb.	Mar.	Apr.	May	Jun.	Jul.	Aug.	Sep.	Oct.	Nov.	Dec.	Totals & Ave.
BAC													
PBT	0.090	0.127	0.117	0.105		0.070	0.060	0.062					0.090
Intoximeter											0.065		
Refused											1		1
Accident Related													
Location of Offense													
Bar			1							1			2
Other	3		2	1			6						12
Park													0
Parking Lot							1						1
Residence					1								1
Restaurant				4	1								5
School													0
Street		2	1	1		3		1			1		9
Vehicle													0
Where Minor Obt. Alc.													
Bar			2	1			2			1	1		7
Home		1					1						2
Liquor Store													0
Party	1				1		4						6
Other Crimes Charged													
3rd Degree Sex Assault													0
Assault													0
Attempt to Purchase													0
Burglary													0
Criminal Entry													0
Curfew													0
Disorderly Conduct													0
Disturbing Peace													0
Duties of Driver													0
Improper Lights													0
Interference		1								1			2
Juvenile party report													0
Lane Violation													0
Leave Scene Accident													0
No DL													0
No Insurance													0
Pedestrian Under Influen.													0
Poss. Cont. Subst.													0
Poss. Drug Para.													0
Poss. Of Marijuana		1						1			1		3
Poss. Of Narcotics													0
Poss. Of Tobacco													0
Probation Violation													0
Property Destruction													0
Traffic Offense													0
Trespassing													0
Vandalism													0
Warrant				1									1

Lander: January - December 2013

	Jan.	Feb.	Mar.	Apr.	May	Jun.	Jul.	Aug.	Sep.	Oct.	Nov.	Dec.	Totals & Ave.
Total Arrests	1	3	10	0	9	9	7	11	4	8	5	3	70
Arrest	1	2	4		3	1	1	1	2	2	2	1	20
Cite/Release		1	6		6	8	6	10	2	6	3	2	50
Day of Week													
Monday						3		2				1	6
Tuesday	1				2	1		8			1	1	14
Wednesday						3	1		1				5
Thursday		2	4				2						8
Friday		1	1		6		2			5			15
Saturday			2			2	2	1			4	1	12
Sunday			3		1				3	3			10
Time													
10am-4pm			1			1		1			1	1	5
4pm-10pm			1		1	4	2		1		1	1	11
10pm-12am	1	1			1	4	1			5		1	14
12am-2am		2	4		6		3		2	1	3		21
2am-4am			3		1		1	10		2			17
4am-10am			1						1				2
Age and Gender													
Female 14 and under					2			1					3
Female 15-17			2		1	1			1	1		1	7
Female 18-20		1	3				1		1	1			7
Female over 21			1										1
Female no age													0
Male 14 and under								1					1
Male 15-17		2	3		3	2	2	6		4	1		23
Male 18-20	1		1		3	6	4	3	2	2	4	2	28
Male over 21													0
Male no age													0
MIP	1	3	9		9	9	7	11	4	8	5	3	69
DUI					1							1	2
Open Container					1					1		1	3
Youthful Offender													0
Public Intoxication									1		1		2
Minor in Establishment													0
Furnish to Minor													0
Sell to Minor													0
False ID													0
Parental Prior													0

Lander: January - December 2013

	Jan.	Feb.	Mar.	Apr.	May	Jun.	Jul.	Aug.	Sep.	Oct.	Nov.	Dec.	Totals & Ave.
BAC													
PBT	0.052	0.151	0.137		0.119	0.112	0.121	0.117	0.125	0.101	0.158	0.154	0.122
Intoximeter													
Refused					1				1	2			4
Accident Related													0
Location of Offense													
Bar													0
Other						1			2			1	4
Park					6	1							7
Parking Lot		2											2
Residence		1	5			7	4	1	2			1	21
Restaurant													0
School													0
Street	1		2		2		1	10		6	5	1	28
Vehicle			3		1					2			6
Where Minor Obt. Alc.													
Bar										1			1
Home						5	3	1	1				10
Liquor Store							1						1
Party			5		1	3							9
Other Crimes Charged													
3rd Degree Sex Assault													0
Assault									1				1
Attempt to Purchase													0
Burglary													0
Criminal Entry													0
Curfew			1										1
Disobeying													0
Disorderly Conduct													0
Disturbing Peace													0
Duties of Driver													0
Improper Lights													0
Interference		1	5		5		2	1		2		3	19
Juvenile party report													0
Lane Violation													0
Leave Scene Accident													0
No DL								1			1	1	3
No Insurance												1	1
Obstruction													0
Pedestrian Under Influen.													0
Poss. Cont. Subst.		1								2			3
Poss. Drug Para.													0
Poss. Of Marijuana		1				1							2
Poss. Of Narcotics													0
Poss. Of Tobacco		1			1								2
Probation Violation													0
Property Destruction									1				1
Resisting Arrest			1		1								2
Traffic Offense												4	4
Trespassing					5								5
Vandalism													0
Warrant	1		2		1		1	1		3	3		12

Laramie: January - December 2013

	Jan.	Feb.	Mar.	Apr.	May	Jun.	Jul.	Aug.	Sep.	Oct.	Nov.	Dec.	Totals & Ave.
Total Arrests	19	9	13	23	39	10	23	49	28	18	13	10	254
Arrest	2	2	2	13	7	2	5	11	4	11	10	2	69
Cite/Release	19	7	11	10	32	8	18	38	24	7	3	8	185
Day of Week													
Monday							1		1				2
Tuesday						1		2					3
Wednesday							2		2	3			7
Thursday	10	2	11	11	18	7	3	27	6	5		2	102
Friday	6	6		10	9	2	9	8	5		2	5	62
Saturday	3	1	1	1	12		5	12	13	3	4	2	57
Sunday			1	1			3		1	7	7	1	21
Time													
10am-4pm				2			3		3				8
4pm-10pm	5			1	16	5	4		2	1	1	6	41
10pm-12am	7	8	11	10	9	2	6	38	9	7	2		109
12am-2am	7	1	2	10	14	3	9	9	11	9	6	3	84
2am-4am							1	2	3	1	4	1	12
4am-10am													0
Age and Gender													
Female 14 and under													0
Female 15-17					1								1
Female 18-20	7	5	3	10	9	5	6	8	8	6	1	4	72
Female over 21			3	1	1		1						6
Female no age													0
Male 14 and under								1					1
Male 15-17								3					3
Male 18-20	6	1	7	11	17	3	16	31	20	12	12	6	142
Male over 21	6	3		1	11	2		6					29
Male no age													0
MIP	3	4	7	10	14	1	18	35	24	15	11	5	147
DUI					1		2						3
Open Container	1				4	2							7
Youthful Offender									1	1		1	3
Public Intoxication								1					1
Minor in Establishment	8	1	2	3	6	6		4				3	33
Furnish to Minor	2	1	1		3		1						8
Sell to Minor	1												1
False ID	2		1	6	5		2	2		2	2	1	23
Parental Prior													0

Laramie: January - December 2013

	Jan.	Feb.	Mar.	Apr.	May	Jun.	Jul.	Aug.	Sep.	Oct.	Nov.	Dec.	Totals & Ave.
BAC													
PBT	0.016	0.032	0.121	0.141	0.117		0.121	0.126	0.105	0.076	0.163	0.050	0.097
Intoximeter										0.062			
Refused	10	4	8	5	16	4	13	29	24	9	4	4	130
Accident Related													
Location of Offense													
Bar	6	2	5	21	11	6	2	9	1	3	2	6	74
Other	3							2	4				9
Park													0
Parking Lot				1	1		1	6					9
Residence	7	5	6		17	2	2	18	13	2	3	2	77
Restaurant													0
School													0
Street	3	2	2		9	2	13	14	2	12	5	2	66
Vehicle										1			1
Where Minor Obt. Alc.													
Bar	4	2	5	19	3		2		2				37
Home				2									2
Liquor Store	3												3
Party	7	4	6	1	17		16						51
Other Crimes Charged													
3rd Degree Sex Assault													0
Assault													0
Attempt to Purchase													0
Burglary													0
Criminal Entry													0
Curfew													0
Disobeying													0
Disorderly Conduct													0
Disturbing Peace													0
Duties of Driver													0
Improper Lights													0
Interference	1	1	1	2	3			1					9
Juvenile party report													0
Lane Violation													0
Leave Scene Accident													0
No DL													0
No Insurance													0
Obstruction													0
Pedestrian Under Influen.													0
Poss. Cont. Subst.													0
Poss. Drug Para.													0
Poss. Of Marijuana	2					1							3
Poss. Of Narcotics													0
Poss. Of Tobacco													0
Probation Violation													0
Property Destruction								1					1
Traffic Offense		2			1								3
Trespassing													0
Urinating													0
Vandalism													0
Warrant													0

Lincoln Co.: January - December 2013

	Jan.	Feb.	Mar.	Apr.	May	Jun.	Jul.	Aug.	Sep.	Oct.	Nov.	Dec.	Totals & Ave.
Total Arrests	1	1	0	0	2	2	6	3	1	0	0	0	16
Arrest	1						2		1				4
Cite/Release		1			2	2	4	3					12
Day of Week													
Monday		1											1
Tuesday													0
Wednesday								2					2
Thursday													0
Friday	1												1
Saturday					2		6	1	1				10
Sunday						2							2
Time													
10am-4pm					1								1
4pm-10pm					1		6						7
10pm-12am								3	1				4
12am-2am	1					2							3
2am-4am		1											1
4am-10am													0
Age and Gender													
Female 14 and under													0
Female 15-17													0
Female 18-20	1						2	1					4
Female over 21													0
Female no age													0
Male 14 and under													0
Male 15-17		1			1								2
Male 18-20					1	2	4	2	1				10
Male over 21													0
Male no age													0
MIP	1	1			2	1	5	3	1				14
DUI							1						1
Open Container							6	1					7
Youthful Offender		1			1								2
Public Intoxication									1				1
Minor in Establishment													0
Furnish to Minor						1							1
Sell to Minor													0
False ID													0
Parental Prior													0

Lincoln Co.: January - December 2013

	Jan.	Feb.	Mar.	Apr.	May	Jun.	Jul.	Aug.	Sep.	Oct.	Nov.	Dec.	Totals & Ave.
BAC													
PBT	0.220				0.049		0.127	0.151	0.169				0.143
Intoximeter	0.210						0.160						0.185
Refused							1						1
													0
Accident Related													
Location of Offense													
Bar													0
Other					2	2	3						7
Park													0
Parking Lot	1												1
Residence													0
Restaurant													0
School		1											1
Street							3	3	1				7
Vehicle													0
Where Minor Obt. Alc.													
Bar													0
Home		1						3	1				5
Liquor Store													0
Party													0
Other Crimes Charged													
3rd Degree Sex Assault													0
Assault													0
Attempt to Purchase													0
Burglary													0
Criminal Entry													0
Curfew													0
Disobeying													0
Disorderly Conduct													0
Disturbing Peace													0
Duties of Driver													0
Improper Lights													0
Interference													0
Juvenile party report													0
Lane Violation													0
Leave Scene Accident													0
No DL													0
No Insurance													0
Obstruction													0
Pedestrian Under Influen.													0
Poss. Cont. Subst.													0
Poss. Drug Para.													0
Poss. Of Marijuana								1					1
Poss. Of Narcotics													0
Poss. Of Tobacco													0
Probation Violation													0
Property Destruction													0
Traffic Offense								1					1
Trespassing													0
Vandalism													0
Warrant													0

Powell: January - December 2013

	Jan.	Feb.	Mar.	Apr.	May	Jun.	Jul.	Aug.	Sep.	Oct.	Nov.	Dec.	Totals & Ave.
Total Arrests	11	24	7	4	2	1	1	12	20	21	2	3	108
Arrest		1							4	2			7
Cite/Release	11	23	7	4	2	1	1	12	16	19	2	3	101
Day of Week													
Monday		8											8
Tuesday	1							1			2		4
Wednesday							1		5				6
Thursday		8	4			1			4	1			18
Friday		1	2	2	1			7	4				17
Saturday	10	6		2	1			3		20		3	45
Sunday		1	1					1	7				10
Time													
10am-4pm								1					1
4pm-10pm		1								1			2
10pm-12am		13		4					5	1		3	26
12am-2am	11	3			1	1		4	7	19	1		47
2am-4am		7	7		1		1	7	8		1		32
4am-10am													0
Age and Gender													
Female 14 and under													0
Female 15-17				1				4		5			10
Female 18-20	5	9	2	1		1		2	3	4			27
Female over 21								1					1
Female no age													0
Male 14 and under													0
Male 15-17		4		1				1	2	1		2	11
Male 18-20	6	11	5	1	2		1	3	15	11	2	1	58
Male over 21								1					1
Male no age													0
MIP	11	22	4	3	1	1	1	10	16	21	2	2	94
DUI		1							2				3
Open Container													0
Youthful Offender		1	2	1	1				2			1	8
Public Intoxication													0
Minor in Establishment													0
Furnish to Minor								2					2
Sell to Minor													0
False ID													0
Parental Prior													0

Powell: January - December 2013

	Jan.	Feb.	Mar.	Apr.	May	Jun.	Jul.	Aug.	Sep.	Oct.	Nov.	Dec.	Totals & Ave.
BAC													
PBT	0.086	0.054	0.082	0.042	0.030	0.170	0.063	0.133	0.085	0.110	0.141	0.123	0.093
Intoximeter													#DIV/0!
Refused													0
Accident Related													0
Location of Offense													
Bar													0
Other					1			1					2
Park													0
Parking Lot													0
Residence	10	16	1				1	7		20	2		57
Restaurant													0
School		2		2					4	1			9
Street	1											3	4
Vehicle		6	6	2	1	1		4	16				36
Where Minor Obt. Alc.													
Bar													0
Home			1	2		1							4
Liquor Store													0
Party	10	15						10	4	19			58
Other Crimes Charged													
3rd Degree Sex Assault													0
Assault													0
Attempt to Purchase													0
Burglary													0
Criminal Entry													0
Curfew													0
Disobeying													0
Disorderly Conduct													0
Disturbing Peace													0
Domestic Battery													0
Duties of Driver													0
Improper Lights													0
Interference										1			1
Juvenile party report													0
Lane Violation													0
Leave Scene Accident													0
No DL													0
No Insurance													0
Obstruction													0
Pedestrian Under Influen.													0
Poss. Cont. Subst.		1	2							2			5
Poss. Drug Para.													0
Poss. Of Marijuana													0
Poss. Of Narcotics													0
Poss. Of Tobacco											1		1
Probation Violation								1					1
Property Destruction													0
Traffic Offense													0
Trespassing													0
Vandalism													0
Warrant					1						1		2

Rawlins: January - December 2013

	Jan.	Feb.	Mar.	Apr.	May	Jun.	Jul.	Aug.	Sep.	Oct.	Nov.	Dec.	Totals & Ave.
Total Arrests	2	3	3	5	2	9	1	2	3	7	3	3	43
Arrest		1	1		1	4		2	1	1	1	3	15
Cite/Release	2	2	2	5	1	5	1		2	6	2		28
Day of Week													
Monday						1	1			2			4
Tuesday			1	4		3						1	9
Wednesday	2									1			3
Thursday		3				2							5
Friday			1	1	1	2			2	4	2		13
Saturday						1		2	1		1	1	6
Sunday			1		1							1	3
Time													
10am-4pm				4		1							5
4pm-10pm						1	1	2	1	2			7
10pm-12am			1	1	1	5				5	1	1	15
12am-2am	2		2		1	2			2		2		11
2am-4am		3										2	5
4am-10am													0
Age and Gender													
Female 14 and under		2											2
Female 15-17	1		1	2				1		1			6
Female 18-20	1					2			1	2			6
Female over 21													0
Female no age													0
Male 14 and under						1							1
Male 15-17		1		2				1				1	5
Male 18-20			2	1	2	6	1		2	4	3	2	23
Male over 21													0
Male no age													0
MIP	2	2	2	5	2	5	1	2	3	7	3	2	36
DUI													0
Open Container			1										1
Youthful Offender		1	1		1	3						2	8
Public Intoxication						1			1		1	1	4
Minor in Establishment													0
Furnish to Minor										1	1		2
Sell to Minor													0
False ID													0
Parental Prior				4	1								5

Rawlins: January - December 2013

	Jan.	Feb.	Mar.	Apr.	May	Jun.	Jul.	Aug.	Sep.	Oct.	Nov.	Dec.	Totals & Ave.
BAC													
PBT	0.115		0.141	0.121	0.188	0.129		0.360	0.140	0.108	0.060		0.151
Intoximeter			0.030		0.220	0.080						0.109	0.110
Refused												1	1
Accident Related													
Location of Offense													
Bar			1			1					1		3
Other						1						1	2
Park								2					2
Parking Lot			1		2					3	2		8
Residence	2			1		4	1		3	3			14
Restaurant													0
School				4									4
Street			1									2	3
Vehicle						3				1			4
Where Minor Obt. Alc.													
Bar			1			2					1		4
Home			1	5	1					2			9
Liquor Store													0
Party	2												2
Other Crimes Charged													
3rd Degree Sex Assault													0
Assault											1		1
Attempt to Purchase													0
Battery													0
Burglary													0
Criminal Entry													0
Curfew													0
Disobeying													0
Disorderly Conduct													0
Disturbing Peace													0
Domestic Battery													0
Duties of Driver													0
Improper Lights													0
Interference						1						2	3
Juvenile party report													0
Lane Violation													0
Leave Scene Accident													0
No DL													0
No Insurance													0
Obstruction													0
Pedestrian Under Influen.													0
Poss. Cont. Subst.			1			1							2
Poss. Drug Para.													0
Poss. Of Marijuana													0
Poss. Of Narcotics													0
Poss. Of Tobacco													0
Probation Violation													0
Property Destruction													0
Traffic Offense													0
Trespassing						1							1
Vandalism											1	1	2
Warrant													0

Riverton: January - December 2013

	Jan.	Feb.	Mar.	Apr.	May	Jun.	Jul.	Aug.	Sep.	Oct.	Nov.	Dec.	Totals & Ave.
Total Arrests	13	16	11	12	8	24	18	33	15	10	4	12	176
Arrest	2	2	5	6	1	4	4	1	1		1	1	28
Cite/Release	11	14	6	6	7	20	14	30	14	1	3	11	137
Day of Week													
Monday			3	5				3		5		1	17
Tuesday			1	1	2	1	5	5		1			16
Wednesday		1	1			2	4		4		1		13
Thursday	2		3			1		3			2		11
Friday				2	1	3	2	1		1			10
Saturday		1	2	4	4	9	4	3	1			11	39
Sunday	11	14	1		1	8	3	18	10	3	1		70
Time													
10am-4pm			1			2		1	4	5	2		15
4pm-10pm			6	4		2	4			1		1	18
10pm-12am				3	2	1	1	5	2	1		9	24
12am-2am	11	12	2	4	2	1	10	15	7	3	2		69
2am-4am	2	1	1	1	3	8	2	2	2			2	24
4am-10am		3	1		1	10	1	10					26
Age and Gender													
Female 14 and under	1	1				2				5			9
Female 15-17		2		1	1	6	3	3	4		1		21
Female 18-20	4	2	4	6	2	1	6	11	3		1	7	47
Female over 21		1						1			1		3
Female no age													0
Male 14 and under			1			2		2					5
Male 15-17		2		3	1	5	1	2	1	4		1	20
Male 18-20	8	8	6	2	4	7	7	13	7	1	1	4	68
Male over 21						1	1	1					3
Male no age													0
MIP	13	15	10	12	8	23	18	33	15	10	3	12	172
DUI			3										3
Open Container								1					1
Youthful Offender													0
Public Intoxication							1						1
Minor in Establishment													0
Furnish to Minor		1				1	1	2			1		6
Sell to Minor													0
False ID													0
Parental Prior													0

Riverton: January - December 2013

	Jan.	Feb.	Mar.	Apr.	May	Jun.	Jul.	Aug.	Sep.	Oct.	Nov.	Dec.	Totals & Ave.
BAC													
PBT	0.106	0.110	0.170	0.157	0.116	0.150	0.103	0.078	0.183	0.143	0.138	0.073	0.127
Intoximeter													
Refused				1			2		2				5
Accident Related													0
Location of Offense													
Bar						1	1	1					3
Other	11	2	2	1		5		1					22
Park								1					1
Parking Lot			3		1								4
Residence		2	1	5	1	7	13	26	12	5	4	3	79
Restaurant													0
School		9	1						2	5		9	26
Street			1	2	2	9	3	3	1				21
Vehicle	2	2	2	3	4	2	1	1					17
Where Minor Obt. Alc.													
Bar			1				1						2
Home		1		1			3	1					6
Liquor Store													0
Party			1	1		5	9						16
Other Crimes Charged													
3rd Degree Sex Assault													0
Assault		2											2
Attempt to Purchase													0
Battery				1		2							3
Burglary								1					1
Criminal Entry													0
Curfew													0
Disobeying													0
Disorderly Conduct													0
Disturbing Peace			1		1	1							3
Domestic Battery							1						1
Duties of Driver													0
Improper Lights													0
Interference						1							1
Juvenile party report							1						1
Lane Violation													0
Leave Scene Accident						1							1
No DL		1	1										2
No Insurance			1										1
Obstruction													0
Pedestrian Under Influen.													0
Poss. Cont. Subst.		1	2			5							8
Poss. Drug Para.													0
Poss. Of Marijuana													0
Poss. Of Narcotics													0
Poss. Of Tobacco													0
Poss. Stolen Property													0
Probation Violation		1							1			1	3
Property Destruction		1											1
Resisting Arrest		2											2
Traffic Offense			1			1	1						3
Trespassing													0
Vandalism									1				1
Warrant	1	1		3		1	4						10

Rock Springs: January - December 2013

	Jan.	Feb.	Mar.	Apr.	May	Jun.	Jul.	Aug.	Sep.	Oct.	Nov.	Dec.	Totals & Ave.
Total Arrests	2	13	17	15	21	8	11	21	3	1	9	4	125
Arrest	1	3	9		5	3		3		1		3	28
Cite/Release	1	10	8	15	16	5	11	18	3		9	1	97
Day of Week													
Monday		9	1	6	1			1					18
Tuesday					1	2		3				2	8
Wednesday				5	5		7	4	1	1	2		25
Thursday		1	7		3	1		8			1	1	22
Friday				1	10	3	1	5					20
Saturday	2	3		1	1								7
Sunday			9	2		2	3		2		6	1	25
Time													
10am-4pm			3		3	2							8
4pm-10pm	2			5	13		3	7				3	33
10pm-12am				7	3			12	2				24
12am-2am		10	5	1	1	3	4	1			7	1	33
2am-4am		2	9			2	4				2		19
4am-10am		1		2	1	1		1	1	1			8
Age and Gender													
Female 14 and under		3											3
Female 15-17		2			3	1	1	1					8
Female 18-20	2	1			2	2	3	6			1		17
Female over 21				3	6								9
Female no age													0
Male 14 and under		2	3										5
Male 15-17		3	1		2	1	3	1	1	1		1	14
Male 18-20		2	13	10	7	4	4	11	2		6	3	62
Male over 21				2	1			2			2		7
Male no age													0
MIP	2	11	12	10	12	5	11	12	3	1	7	3	89
DUI			3		2								5
Open Container								5					5
Youthful Offender		1				1							2
Public Intoxication		2	4		1	3		6				2	18
Minor in Establishment													0
Furnish to Minor					1			2			1		4
Sell to Minor				5	7						1		13
False ID								1					1
Parental Prior			1		2								3

Rock Springs: January - December 2013

	Jan.	Feb.	Mar.	Apr.	May	Jun.	Jul.	Aug.	Sep.	Oct.	Nov.	Dec.	Totals & Ave.
BAC													
PBT	0.177	0.094	0.116	0.046	0.093	0.103	0.141	0.113	0.135	0.166	0.023	0.204	0.118
Intoximeter													#DIV/0!
Refused			1		2			1					4
Accident Related						1							1
Location of Offense													
Bar					5								5
Other				3	3		1	9			4		20
Park					2								2
Parking Lot			9	1	1	2	2	4	2				21
Residence		10		8	2			1			3		24
Restaurant			4	2	2								8
School			3		4				1	1		1	10
Street		2	1	1	2	6	3	2				2	19
Vehicle	2	1					5	4			1	1	14
Where Minor Obt. Alc.													
Bar					6								6
Home			1		2	1	2	4	1			1	12
Liquor Store				3	3						1		7
Party	1	8	9	4		3	9	4			6		44
Other Crimes Charged													
3rd Degree Sex Assault													0
Assault													0
Attempt to Purchase													0
Battery													0
Burglary													0
Criminal Entry							1						1
Curfew													0
Disobeying													
Disorderly Conduct													
Disturbing Peace					2	1		1					0
Domestic Battery													0
Duties of Driver													4
Improper Lights													
Interference								5				1	0
Juvenile party report													0
Lane Violation													0
Leave Scene Accident						2							6
No DL					2								0
No Insurance		1			2	1							0
Obstruction													2
Pedestrian Under Influen.													2
Poss. Cont. Subst.													4
Poss. Drug Para.													0
Poss. Of Marijuana		3											0
Poss. Of Narcotics													0
Poss. Of Tobacco		1											0
Poss. Stolen Property													
Probation Violation													
Property Destruction										1			3
Resisting Arrest					2								0
Traffic Offense	1	1	3										1
Trespassing					2						1		0
Vandalism													0
Warrant													1

Sheridan: January - December 2013

	Jan.	Feb.	Mar.	Apr.	May	Jun.	Jul.	Aug.	Sep.	Oct.	Nov.	Dec.	Totals & Ave.
Total Arrests	0	3	0	0	0	2	6	2	1	12	12	1	39
Arrest							3				3		6
Cite/Release		3				2	3	2	1	12	9	1	33
Day of Week													
Monday													0
Tuesday											2		2
Wednesday											9	1	10
Thursday													0
Friday									1	3	1		5
Saturday		3				1	2			9			15
Sunday						1	4	2					7
Time													
10am-4pm													0
4pm-10pm						2	3			1			6
10pm-12am							1		1	2			4
12am-2am										9	10		19
2am-4am							2	1			2		5
4am-10am		3						1				1	5
Age and Gender													
Female 14 and under													0
Female 15-17										4		1	5
Female 18-20		3					1	1		1	3		9
Female over 21													0
Female no age													0
Male 14 and under													0
Male 15-17						1			1	5	1		8
Male 18-20							3	1		1	7		12
Male over 21						1	2			1	1		5
Male no age													0
MIP		3				1	4	2	1	9	10	1	31
DUI							1				1		2
Open Container													0
Youthful Offender													0
Public Intoxication							1						1
Minor in Establishment													0
Furnish to Minor											2		2
Sell to Minor													0
False ID													0
Parental Prior													0

Sheridan: January - December 2013

	Jan.	Feb.	Mar.	Apr.	May	Jun.	Jul.	Aug.	Sep.	Oct.	Nov.	Dec.	Totals & Ave.
BAC													
PBT		0.158				0.070	0.182	0.138	0.250	0.068	0.070	0.060	0.125
Intoximeter											0.110		
Refused							2						2
Accident Related													
											1		1
Location of Offense													
Bar													0
Other						1	2	1					4
Park							3						3
Parking Lot							1			1	1		3
Residence		3								11	9		23
Restaurant													0
School									1			1	2
Street						1		1			2		4
Vehicle													0
Where Minor Obt. Alc.													
Bar										1			1
Home													0
Liquor Store													0
Party							4						4
Other Crimes Charged													
3rd Degree Sex Assault													0
Assault													0
Attempt to Purchase													0
Battery													0
Burglary													0
Criminal Entry													0
Curfew													0
Disobeying													0
Disorderly Conduct													0
Disturbing Peace													0
Domestic Battery													0
Duties of Driver													0
Improper Lights													0
Interference							1			1			0
Juvenile party report													0
Lane Violation													0
Leave Scene Accident													2
No DL											1		0
No Insurance											1		0
Obstruction													0
Pedestrian Under Influen.													1
Poss. Cont. Subst.													0
Poss. Drug Para.											3		1
Poss. Of Marijuana													0
Poss. Of Narcotics													0
Poss. Of Tobacco													0
Poss. Stolen Property													3
Probation Violation													0
Property Destruction													0
Resisting Arrest													0
Traffic Offense						1					1		0
Trespassing													0
Vandalism													0
Warrant													0

Teton Co.: January - December 2013

	Jan.	Feb.	Mar.	Apr.	May	Jun.	Jul.	Aug.	Sep.	Oct.	Nov.	Dec.	Totals & Ave.
Total Arrests	7	1	0	0	0	0	1	1	0	1	0	0	11
Arrest	1	1					1	1					4
Cite/Release	6									1			7
Day of Week													
Monday								1		1			2
Tuesday													0
Wednesday							1						1
Thursday													0
Friday	7	1											8
Saturday													0
Sunday													0
Time													
10am-4pm								1					1
4pm-10pm										1			1
10pm-12am	7												7
12am-2am													0
2am-4am			1				1						2
4am-10am													0
Age and Gender													
Female 14 and under													0
Female 15-17							1						1
Female 18-20													0
Female over 21													0
Female no age													0
Male 14 and under													0
Male 15-17	2												2
Male 18-20	4	1						1		1			7
Male over 21	1												1
Male no age													0
MIP	5	1								1			7
DUI		1						1					2
Open Container													0
Youthful Offender							1						1
Public Intoxication													0
Minor in Establishment													0
Furnish to Minor	1												1
Sell to Minor													0
False ID													0
Parental Prior													0

Teton Co.: January - December 2013

	Jan.	Feb.	Mar.	Apr.	May	Jun.	Jul.	Aug.	Sep.	Oct.	Nov.	Dec.	Totals & Ave.
BAC													
PBT	0.044	0.078					0.062	0.189					0.093
Intoximeter							0.052	0.126					
Refused													0
Accident Related													
Location of Offense													
Bar													0
Other													0
Park													0
Parking Lot													0
Residence	7												7
Restaurant													0
School													0
Street		1					1	1		1			4
Vehicle													0
Where Minor Obt. Alc.													
Bar													0
Home													0
Liquor Store													0
Party													0
Other Crimes Charged													
3rd Degree Sex Assault													0
Assault													0
Attempt to Purchase													0
Battery													0
Burglary													0
Criminal Entry													0
Curfew													0
Disobeying													0
Disorderly Conduct													0
Disturbing Peace													0
Domestic Battery													0
Duties of Driver													0
Improper Lights													0
Interference													0
Juvenile party report													0
Lane Violation													0
Leave Scene Accident													0
No DL													0
No Insurance													0
Obstruction													0
Pedestrian Under Influen.													0
Poss. Cont. Subst.								1					1
Poss. Drug Para.													0
Poss. Of Marijuana										1			1
Poss. Of Narcotics													0
Poss. Of Tobacco													0
Poss. Stolen Property													0
Probation Violation	1												1
Property Destruction													0
Resisting Arrest													0
Traffic Offense													0
Trespassing													0
Vandalism													0
Warrant	1												1

Torrington: January - December 2013

	Jan.	Feb.	Mar.	Apr.	May	Jun.	Jul.	Aug.	Sep.	Oct.	Nov.	Dec.	Totals & Ave.
Total Arrests	2	9	0	7	2	2	1	3	2	0	2	3	33
Arrest						1	1	1	2				5
Cite/Release	2	9		7	2	1		2			2	3	28
Day of Week													
Monday													0
Tuesday	1	9		4									14
Wednesday													0
Thursday				2									2
Friday					1	2		2					5
Saturday					1				2			3	6
Sunday	1			1			1	1			2		6
Time													
10am-4pm													0
4pm-10pm													0
10pm-12am	1	9		6	1								17
12am-2am	1			1		2	1		2		2	3	12
2am-4am					1			3					4
4am-10am													0
Age and Gender													
Female 14 and under													0
Female 15-17					1								1
Female 18-20	1	3		2			1	1					8
Female over 21				1									1
Female no age													0
Male 14 and under						1							1
Male 15-17	1				1								2
Male 18-20		5		3		1		2	2		2	3	18
Male over 21		1											1
Male no age				1									1
MIP	1	8		5	2	2	1	2			2	2	25
DUI									1				1
Open Container													0
Youthful Offender								1	1				2
Public Intoxication						1	1						2
Minor in Establishment	1												1
Furnish to Minor				1								1	2
Sell to Minor													0
False ID													0
Parental Prior													0

Torrington: January - December 2013

	Jan.	Feb.	Mar.	Apr.	May	Jun.	Jul.	Aug.	Sep.	Oct.	Nov.	Dec.	Totals & Ave.
BAC													
PBT	0.173	0.066		0.057	0.156	0.289		0.111	0.202		0.140	0.127	0.147
Intoximeter													#DIV/0!
Refused													0
Accident Related													0
Location of Offense													
Bar	1						1	1					3
Other													0
Park													0
Parking Lot											2		2
Residence	1	9		5	1							3	19
Restaurant													0
School													0
Street				2	1	2		2	2				9
Vehicle													0
Where Minor Obt. Alc.													
Bar							1						1
Home		9											9
Liquor Store													0
Party				6				1				3	10
Other Crimes Charged													
3rd Degree Sex Assault													0
Assault													0
Attempt to Purchase													0
Battery													0
Burglary													0
Criminal Entry													0
Curfew							1						1
Disobeying													0
Disorderly Conduct													0
Disturbing Peace													0
Domestic Battery													0
Duties of Driver													0
Improper Lights													0
Interference													0
Juvenile party report													0
Lane Violation													0
Leave Scene Accident													0
No DL													0
No Insurance							1						1
Obstruction													0
Pedestrian Under Influen.													0
Poss. Cont. Subst.													0
Poss. Drug Para.													0
Poss. Of Marijuana													0
Poss. Of Narcotics													0
Poss. Of Tobacco													0
Poss. Stolen Property													0
Probation Violation													0
Property Destruction													0
Resisting Arrest							1						1
Traffic Offense				1									1
Trespassing													0
Vandalism													0
Warrant	1												1

UW PD: January - December 2013

	Jan.	Feb.	Mar.	Apr.	May	Jun.	Jul.	Aug.	Sep.	Oct.	Nov.	Dec.	Totals & Ave.
Total Arrests	16	13	22	33	1	7	5	26	100	29	14	8	274
Arrest	5	6	2	14	1	1	2	8	16	8	2	8	73
Cite/Release	6	7	20	19		6	3	18	78	21	12		190
Day of Week													
Monday	1		5	1							1		8
Tuesday			4			1					3		8
Wednesday	1	1	4			1			9		1		17
Thursday	3			5	1			2	6	1		1	19
Friday	2	2	6	2		2	1	2	11	3	5		36
Saturday	5	7		21		3	4	19	38	15	4	1	117
Sunday	4	3		4				3	36	10		6	66
Time													
10am-4pm									11	4	1		16
4pm-10pm	3	4	1	12					5	2	4	1	32
10pm-12am	4	4	7	3		3	2	3	18	2	6		52
12am-2am	5	3	14	11		1	1	12	44	12	3		106
2am-4am	3	1		7	1	3	2	11	21	8		6	63
4am-10am	1	1							1	1		1	5
Age and Gender													
Female 14 and under													0
Female 15-17								2	1		1		4
Female 18-20	4	3	8	7	1	2	3	6	22	8	4	2	70
Female over 21				1				1	3				5
Female no age													0
Male 14 and under													0
Male 15-17									3				3
Male 18-20	8	10	14	13		5	2	13	60	21	8	6	160
Male over 21	4			12				4	11		1		32
Male no age													0
MIP	8	12	22	17	1	6	5	17	79	26	12	6	211
DUI	4	2		6		1		6	6	2		2	29
Open Container				5				3	6				14
Youthful Offender				2						1	1		4
Public Intoxication													0
Minor in Establishment													0
Furnish to Minor				2					3				5
Sell to Minor													0
False ID	1								5				6
Parental Prior													0

UW PD: January - December 2013

	Jan.	Feb.	Mar.	Apr.	May	Jun.	Jul.	Aug.	Sep.	Oct.	Nov.	Dec.	Totals & Ave.
BAC													
PBT	0.179	0.043	0.082	0.156	0.019	0.091	0.105	0.067	0.078	0.078	0.080	0.087	0.089
Intoximeter	0.163	0.234		0.113				0.121	0.117	0.105	0.041	0.113	0.126
Refused	2	6	3	8			2	4	15	6	3	1	50
Accident Related													0
Location of Offense													
Bar							1						1
Other			3	11	1			3	9	4	1		32
Park													0
Parking Lot			2			3		1	5	3			14
Residence	8	8	15	9					61	17	11	6	135
Restaurant													0
School			1	2									3
Street	4	4	1	1		4	4	22	7	5	2	2	56
Vehicle				10					12				22
Where Minor Obt. Alc.													
Bar	1	2					1	1	3				8
Home		4	4					1	10	2	1	2	24
Liquor Store	2								1		1		4
Party		1	2	6		6		6	53	15	10	5	104
Other Crimes Charged													
3rd Degree Sex Assault													0
Assault													0
Attempt to Purchase													0
Battery		1						2					3
Burglary													0
Criminal Entry													0
Curfew													0
Disobeying													0
Disorderly Conduct													0
Disturbing Peace													0
Domestic Battery													0
Duties of Driver													0
Improper Lights													0
Interference		1	2	3					7	1			14
Juvenile party report													0
Lane Violation													0
Leave Scene Accident													0
No DL													0
No Insurance													0
Obstruction													0
Pedestrian Under Influen.													0
Poss. Cont. Subst.	1	1				1	2		7	1		2	15
Poss. Drug Para.													0
Poss. Of Marijuana													0
Poss. Of Narcotics													0
Poss. Of Tobacco													0
Poss. Stolen Property													0
Probation Violation													0
Property Destruction													0
Resisting Arrest													0
Traffic Offense									1				1
Trespassing					1								1
Vandalism										1			1
Warrant													0

ACKNOWLEDGEMENTS

This initiative was a collaborative effort on the part of the administrators, enforcement team leaders and records personnel from all seventeen law enforcement agencies that participated. The Initiative was successful due to the unwavering support of the administrators. The day-to-day supervision of enforcement activities by the team leaders, the daily collection and monthly tabulation/submittal of arrest data was an ambitious undertaking and their efforts should be acknowledged as well. The collective efforts of all assigned department staff were essential to the overall success of this Initiative.

CASPER

Steve Freil - Lieutenant

Matt Lemm

CHEYENNE

Terry Bell – Lieutenant

Steven Neisen

DOUGLAS

Todd Mathews – Lieutenant

Gary Plumb

GILLETTE

Brent Wasson - Lieutenant

Sandi McKenney

HOT SPRINGS CO.

Daniel Pebbles – Deputy

Cindy Magelky

JACKSON

Russ Ruschill- Sergeant

Cynthia Reidel

LANDER

Fred Cox – Sergeant

Kenneth Stigers

LARAMIE

Christopher Cleven – Officer

LINCOLN CO.

Brian Andrews - Lieutenant

POWELL

Roy Eckerdt – Chief of Police

Lisa Baker

RAWLINS

Troy Palmer – Chief of Police

Valeta Rodabaugh - Comm. Supervisor

RIVERTON

Todd Byerly – Sergeant

Cindy Harris – Records

ROCK SPRINGS

Dwane Pacheco – Commander

Alison Deters – Records Supervisor

SHERIDAN

Tom Henry – Sergeant

Jennifer Shassetz

TETON CO.

Todd Stanyon – Sergeant

Kimmi Kussy

TORRINGTON

Billy Janes – Chief of Police

Kathy Stricker – Records

UNIVERSITY OF WYOMING

Mike Samp – Chief of Police

Chad Bade - Sergeant

EUDL Grant Manager; Tim Feathers – Wyoming Association of Sheriffs and Chiefs of Police

Database Manager: Erin Maggard – Johnson and Associates

Data Analysis: Ernest L. Johnson – Johnson and Associates

Report Author: Ernest L. Johnson – Johnson and Associates



WYOMING YOUTH AND ALCOHOL: 2013

Enforcing Underage Drinking Laws Grant Programs Data

August 2014

The collection and analysis of the data in this report was made possible through the assistance of grant funds provided by the Wyoming Department of Health and the Wyoming Department of Transportation – Highway Safety Program. The Wyoming Association of Sheriffs and Chiefs of Police managed the operation of both program grants. Johnson and Associates developed the master database, assembled and analyzed the data, and authored this report.