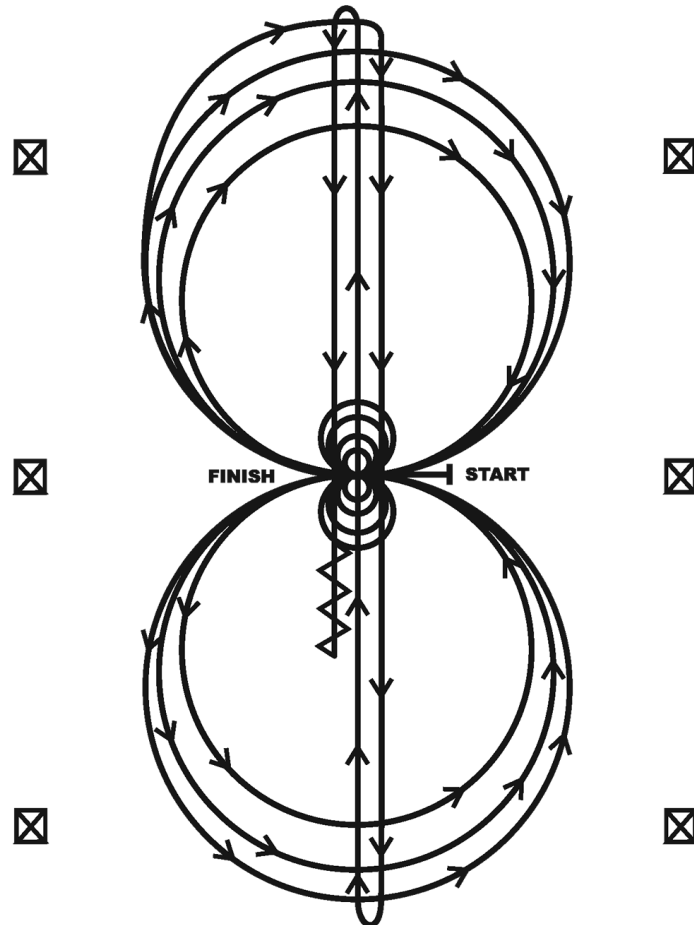


# August 6, 2022

## Reining

Show Date: 08-06-2022

### REINING PATTERN 2



Horses may walk or jog to the center of arena. Horses must walk or stop prior to starting pattern. Beginning at the center of the arena facing the left wall or fence.

1. Beginning on the right lead, complete three circles to the right: the first circle small and slow; the next two circles large and fast. Change leads at the center of the arena.
2. Complete three circles to the left: the first circle small and slow; the next two circles large and fast. Change leads at the center of the arena.
3. Continue around previous circle to the right. At the top of the circle, run down the middle to the far end of the arena past the end marker and do a right rollback—no hesitation.
4. Run up the middle to the opposite end of the arena past the end marker and do a left rollback—no hesitation.
5. Run past the center marker and do a sliding stop. Back up to the center of the arena or at least ten feet (three meters). Hesitate.
6. Complete four spins to the right. Hesitate.
7. Complete four spins to the left. Hesitate to demonstrate the completion of the pattern.

[R/AQHAP-2]

**Pattern Provided by:**

*Lincoln County Horseman's Association*

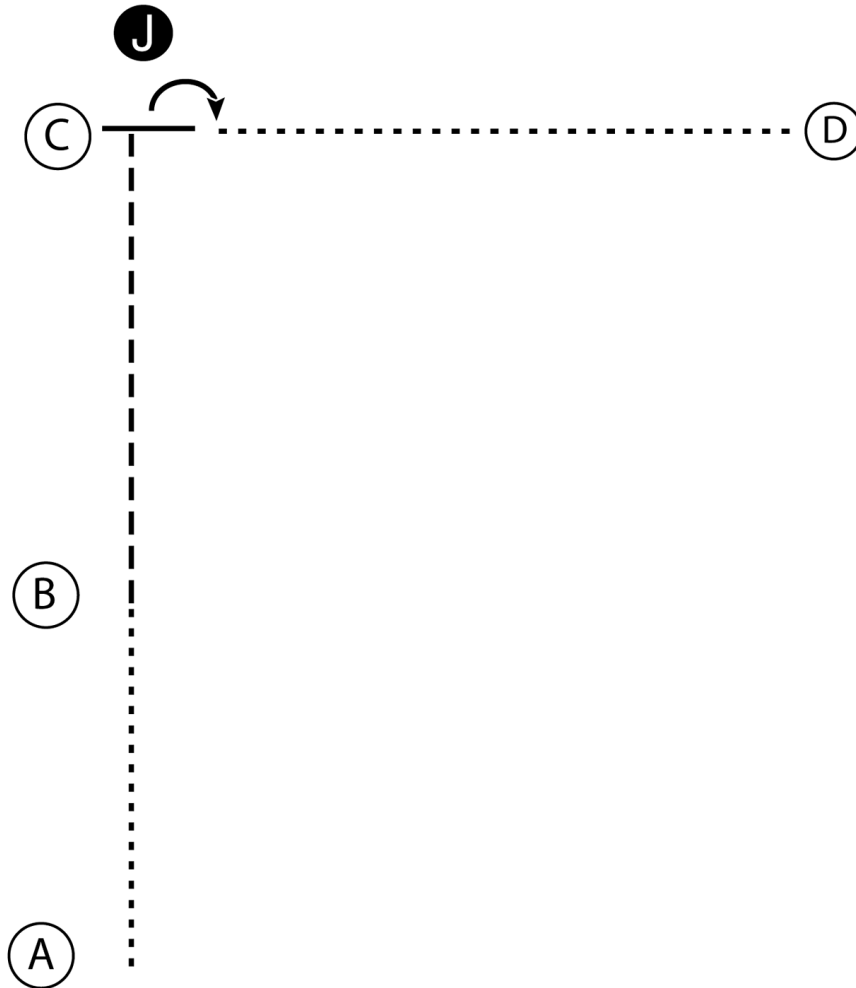
# August 6, 2022

## Showmanship


Show Date: 08-06-2022

w w w . H o r s e S h o w P a t t e r n s . c o m

w w w . H o r s e S h o w P a t t e r n s . c o m



1. Walk from A to B.
2. Trot from B to C.
3. Stop at C and set up for inspection.
4. When dismissed perform a 90 degree turn.
5. Walk to D.

Walk .....  
Trot - - - - -  
Back ←   
Marker (B)  
Judge (J)

[S/1-4]

**Pattern Provided by:**

*Lincoln County Horseman's Association*

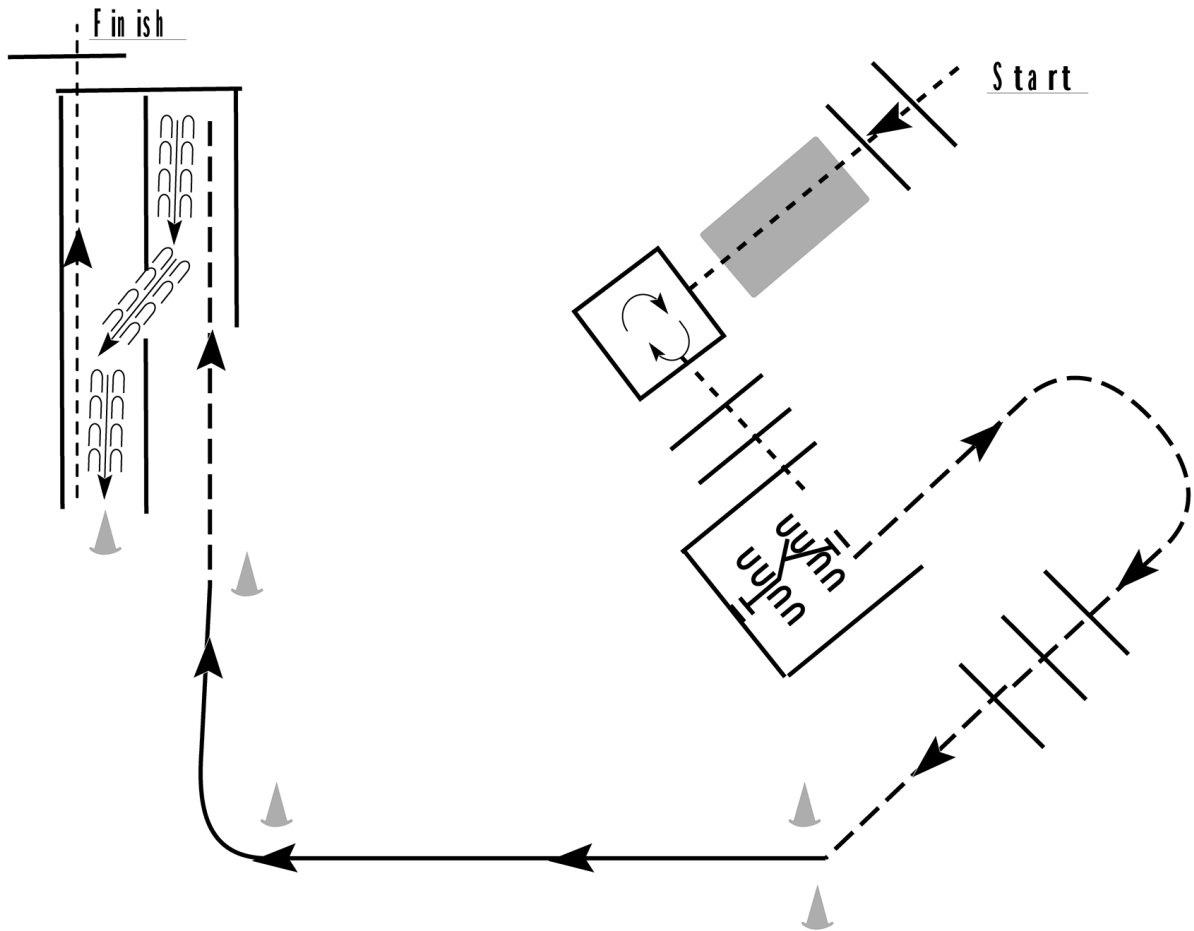
# August 6, 2022

## Trail

Show Date: 08-06-2022

www.HorseShowPatterns.com

www.HorseShowPatterns.com



1. Walk over poles, over bridge and into box.
2. Turn 3/4 turn to the right in box and walk out over poles and to gate.
3. Work gate with left hand.
4. Jog out of chute and over poles.
5. When between cones, pick up the right lead.
6. Lope on the right lead around cone.
7. When even with cone, break to a jog and jog into chute.
8. Back the chute then walk out and over final elevated pole.

Walk	.....
Jog	-----
Extended Jog	-----
Lope	—————
Leg Yield	
Lead Change	//////
Back	←←←←
Marker	ⓑ
Sidepass	←-----→

[T/1-30]

Pattern Provided by:

*Lincoln County Horseman's Association*

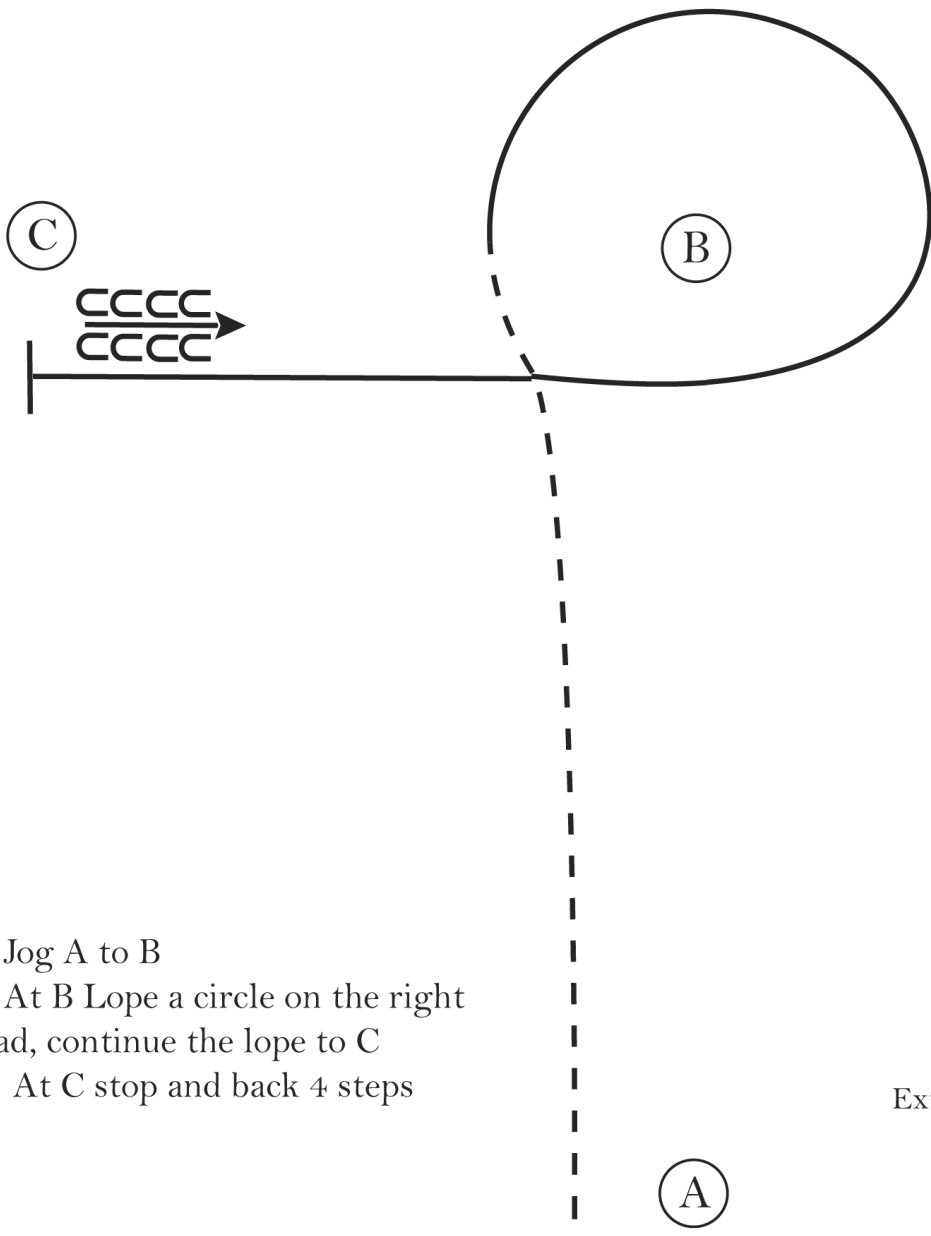
# August 6, 2022

## Western Horsemanship

Show Date: 08-06-2022

w w w . H o r s e S h o w P a t t e r n s . c o m

w w w . H o r s e S h o w P a t t e r n s . c o m



1. Jog A to B
2. At B Lope a circle on the right lead, continue the lope to C
4. At C stop and back 4 steps

Walk	.....
Jog	-----
Extended Jog	- - - - -
Lope	—————
Leg Yield	
Lead Change	↙ ↘
Back	← C C C C
Marker	⊙ B
Sidepass	← - - - - ←

[WH/1-7]

Pattern Provided by:

Lincoln County Horseman's Association

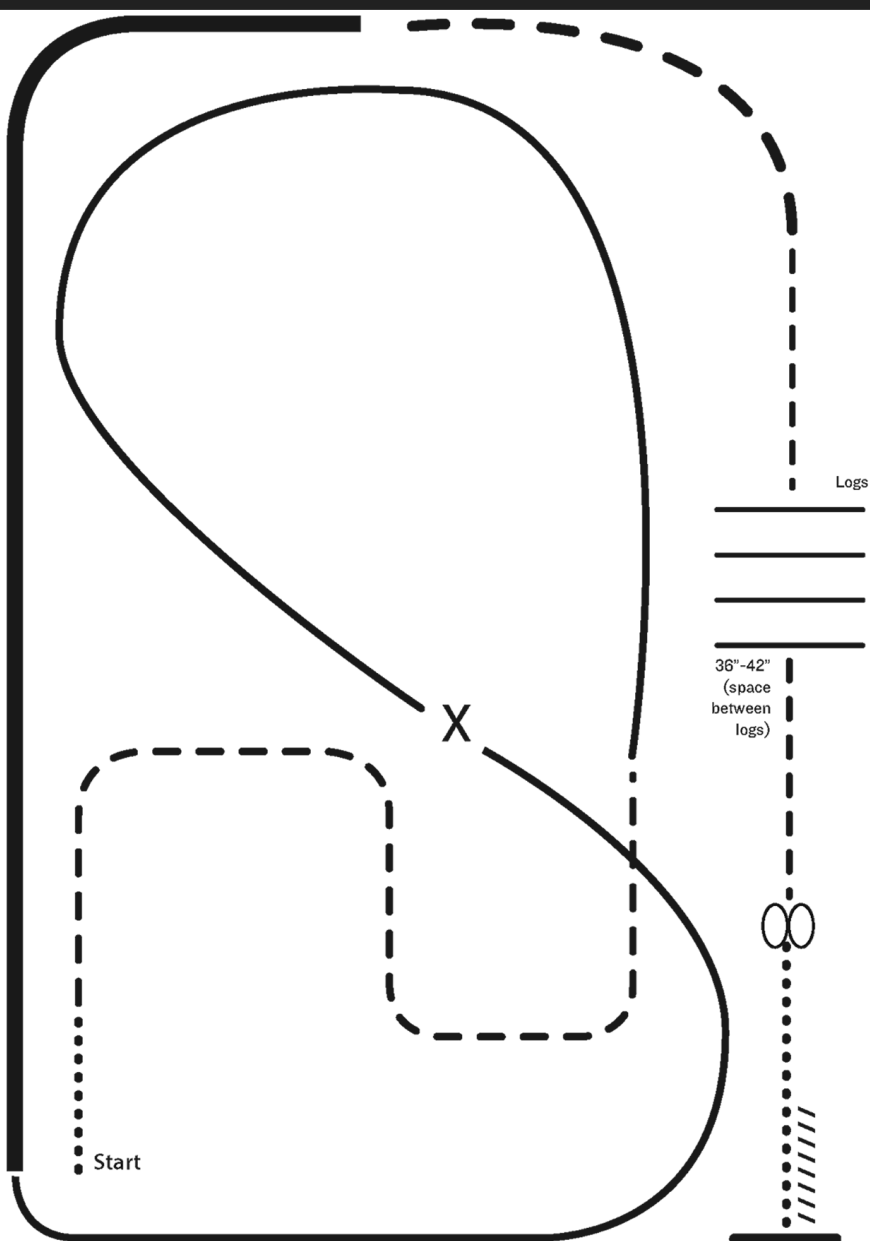
# August 6, 2022

## Ranch Riding

Show Date: 08-06-2022

www.HorseShowPatterns.com

www.HorseShowPatterns.com



- X Lead Change
- Walk
- - - Trot
- — — Ext trot
- Lope
- Ext Lope
- /////// Back

1. Walk
2. Trot serpentine
3. Lope left lead around the end of the arena and then diagonally across the arena
4. Change leads (simple or flying) and
5. Lope on the right lead around end of the arena
6. Extend lope on the straight away and around corner to the center of the arena
7. Extend trot around corner of the arena
8. Collect to a trot
9. Trot over logs
10. Stop, do 360 degree turn each direction (either direction 1st) (L-R or R-L)
11. Walk, stop and back

[RR/AQHA-3]

**Pattern Provided by:**

*Lincoln County Horseman's Association*

# August 6, 2022

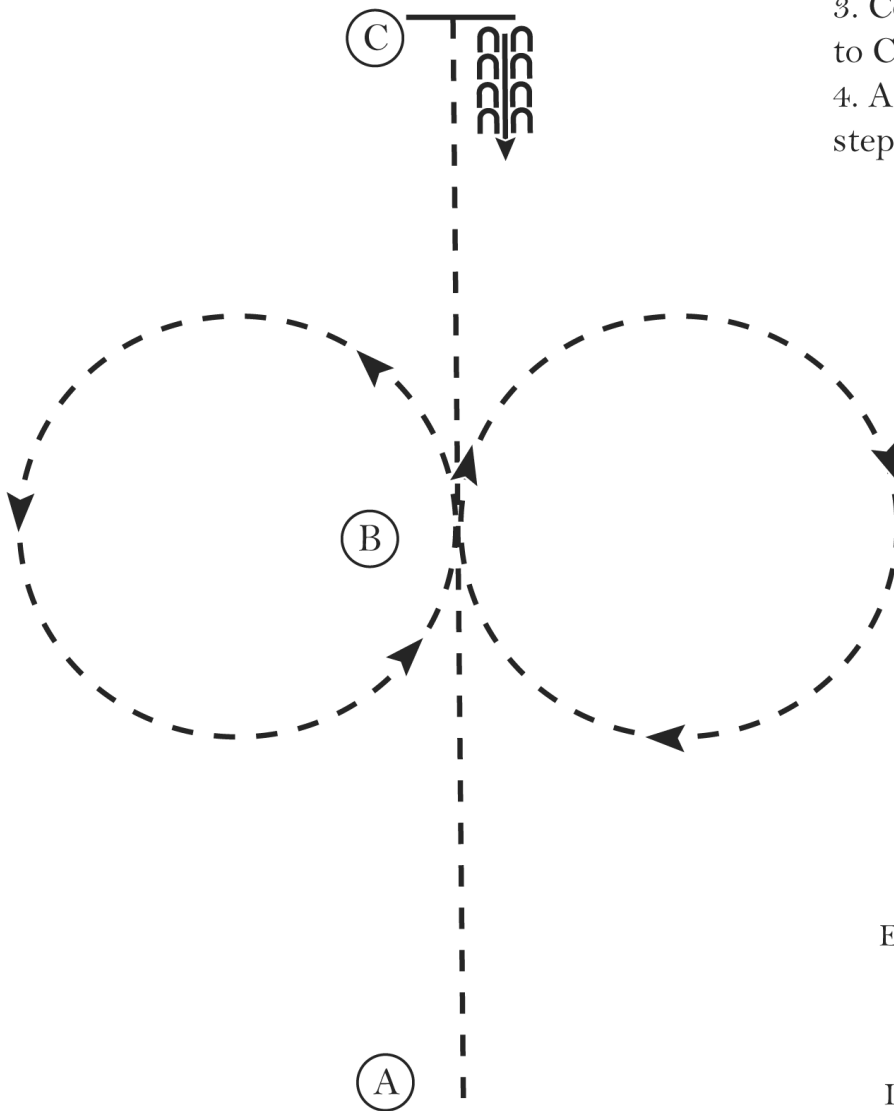
## Ranch Riding Walk/Trot

Show Date: 08-06-2022

www.HorseShowPatterns.com

www.HorseShowPatterns.com

1. Jog A to B
2. At B perform a figure eight, beginning to the right
3. Continue the jog from B to C
4. At C stop and back 4 steps



Walk	.....
Jog	- - - - -
Extended Jog	- - - - -
Lope	—————
Leg Yield	
Lead Change	— / —
Back	← C C C C C C C C
Marker	(B)
Sidepass	← - - - - →

[WH/WT-5]

Pattern Provided by:

*Lincoln County Horseman's Association*