

Drum Set

Intermediate Workbook

The First books introduced basic Rudiments and DrumSet beats - these were based on quarter notes for each of 3 elements of 'set' playing (Rt hand Lt hand Rt foot) these pages will expand on these elements little by little starting with the Right Foot (Bass)

Cold Soggy Buns

B Sn B B Sn B Sn B B H M FT

r l r r and l r l l are called 'Paradiddles' and are part of a long list of Drum Rudiments percussionists learn over time. Many rudiments are named for the sound they produce so as you play r l r r you may hear the word paradiddle fitting this sound.

Which Sounds Right?

r l r r l r l l r l r r l r l l r l r r l r l l r l r r l r l l

This technique is introduced on the Share 1st and will be put into Drum Set beats later on

Rain Rain

(Review of the beat from Cold Soggy Buns)

March

There are 2 versions of this song - line 1 should be played with the Band while line 2 is for Drums to put paradiddles into use on the DrumSet.

r l r r l r l l r l r r sim...



r l r r l r l l r l r r sim...




Mary 2

(Accent the beginning of each triplet) ← Accent means to make that one note louder than the others in the group

r l r l r l r l r l r l r l r l r

r l r l r l r


l r l r l r l



r l r l r l r l r l r l r l r l r


r l r l r l r l r l r l r l r

r l r l r l r



Triplets refer to 3 sounds for every beat - an easy way to 'get the feel' is to say a 3 syllable word for each triplet - like Blueberry, blueberry...

Hush little Baby



Lay left stick across rim for slight rim strike

This is called a Rim Knock - put the thick end of the stick in the center of the drum head, lay thinner end on the rim - keep the thick end weighted down on the drum head as you lift the thinner end and strike it back down on the rim - a 'Rim Knock'

Shuffle beats use the triplet pattern but the middle syllable is silent - Blue(ber)ry creating a beat that would sound like someone skipping Blue---ry, Blue---ry.....

Winnie (Shuffle beat)

Musical notation for 'Winnie (Shuffle beat)'. It consists of three staves of music. The first two staves are identical and show a continuous sequence of eighth notes with triplet markings (a '3' below the notes) and 'x' marks above the staff. The third staff shows a first ending (marked '1.') and a second ending (marked '2.'). The first ending continues the triplet pattern, while the second ending concludes with a triplet of eighth notes.

Dreydle Dreydle and Camptown Races - (2 beat)

A 2 beat is another common beat that has an even feel to it and alternates B, Sn on every beat

Musical notation for 'Dreydle Dreydle and Camptown Races - (2 beat)'. It shows a single staff of music with a continuous sequence of eighth notes and 'x' marks above the staff, representing a steady 2-beat rhythm.

Twinkle Twinkle (repeat 3 times)

Most songs have been using the HiHat as the Cymbal, if you use that here then use the right stick to play the Mid Toms - if you switch to a Sus Cym then use the left for the Mid Toms (try 1st time HH 2nd time Sus and last time HH)

Musical notation for 'Twinkle Twinkle (repeat 3 times)'. It shows a single staff of music with a sequence of eighth notes and 'x' marks above the staff, representing a steady 2-beat rhythm.



Lightly Row

Musical notation for 'Lightly Row' in 4/4 time, consisting of four staves. Each staff begins with a treble clef and a 4/4 time signature. The notation includes rhythmic markings (crosses) above the notes, indicating specific rhythmic values for each note.

Old English Song

Musical notation for 'Old English Song' in 4/4 time, consisting of two staves. The notation features eighth notes and rests, with a treble clef and a 4/4 time signature.

Belt Level Awarded _____

BLUE BELT STICKER TO
BE PLACED HERE WHEN
YOU ARE READY

Good Night Ladies

B Sn B B B Sn B Sn B B B Sn

Adding to the bass

Whose on First

(Paradiddle) (Paradiddle)

l r l r l r l l r l r l r r

H M H HB FT FT FT FT

Use the Sus Cym for this song and use Left for the Mid Tom and the Floor Tom

Angels We have Heard on High

B Sn B B M M B Sn B B FT FT

Review of 'Flams'

This marking refers to a 'roll' (another rudiment) this one is played on a Cymbal and the best way to do this a first is called a 'single stroke roll' - play quick but evenly timed notes for 4 beats - similar to the sound of saying - "Salt and pepper" over and over - quickly.

mp
(play medium soft)

Percussionists should always make sure the volume of their playing is in 'balance' to the sound of the group

Here come the Bride (Repeat 3 times)

Musical notation for 'Here come the Bride' consisting of a single staff with a treble clef and a repeat sign. The melody is composed of quarter notes and eighth notes.

Sing Noel

(can be played either - B L R L or B L R R)

Musical notation for 'Sing Noel' with a treble clef and a repeat sign. The melody is composed of quarter notes and eighth notes. Below the staff, drum notation is provided: B Sn M M B Sn FT FT.

Musical notation for 'Sing Noel' consisting of a single staff with a treble clef and a repeat sign. The melody is composed of quarter notes and eighth notes.

This is a very Legato (smooth) song - try to play in a "soft rock" style

Peace is Flowing

Musical notation for 'Peace is Flowing' with a treble clef and a repeat sign. The melody is composed of quarter notes and eighth notes. Above the staff, 'x' marks indicate rim knock points. Below the staff, the instruction 'Lay the stick across the drum head for rim knock' is written.

Musical notation for 'Peace is Flowing' consisting of a single staff with a treble clef and a repeat sign. The melody is composed of quarter notes and eighth notes.

Rudiments and rhythms

(Paradiddles)

(Flams)

(Triplets)

(Shuffle rhythm)

America

This is a Snare drum part to work on the single stroke rolls - each Dotted Quarter will have 5 fast but even strokes (a 5 stroke roll - another rudiment) A speaking phrase to help 'get the feel' is "Salt and pepper on my food"

Use the Sus Cym because you will play the Cym at the same time as the Mid Tom and the Fl Tom

King of Glory



Shoo Fly

Two staves of musical notation for the piece 'Shoo Fly'. The notation consists of eighth notes on a treble clef staff. Above the notes are 'x' marks indicating where to place fingers. Below the first staff, red text indicates the drum accompaniment: B Sn B B Sn B B Sn B B Sn B B.....

Suprise Symphony

Play very soft

Two staves of musical notation for the piece 'Suprise Symphony'. The notation features dotted quarter notes on a treble clef staff. A dynamic marking 'p' is present. A blue box with red text explains: 'These dots mean 'Staccatto' or short sounds'. A blue box with red text and an arrow pointing to a slur over the second staff explains: 'This is a 'Buzz' Roll let the sticks bounce as you play the 'Salt and Pepper' phrase (repeated)'. The second staff includes a key signature change to one sharp (F#) and a 'Buzz' roll indicated by a slur over a series of notes.

GREEN BELT STICKER
TO BE PLACED HERE
WHEN YOU ARE READY

Belt Level Awarded _____

To this point we have learned many facets of musicianship – some of these are:



- *Proper Stick Formation
- *Stick Height for good tone as well as volume
- *Rudiments - Flams, Paradiddle, Single stroke Roll, Buzz Roll
- *Basic Drum Set patterns - Quarter note rock beat, Shuffle, 2 beat
- *Advanced Bass Rhythms and Basic Drum Fills
- *Changing beat patterns from phrase to phrase



The following songs are an opportunity to “put it all together”. They are all longer and require many if not all the many concepts discussed so far. Try to study them so that you will be comfortable with your own performance. You, the performer, are the best to critique the sound quality and musical style being produced. If you develop the skill of truly listening to the overall effect of the musical performance you are creating, it will help you progress faster than any teacher can. Play, practice and most of all – listen and enjoy!

Cymbal triplets - many songs in 3/4 time are fast enough for a triplet effect you count 1 beat per measure, making the beats a triplet feel - sing the words of the song and 'get the feel' of the rhythm.

Over the River (repeat 3 times)

Musical notation for 'Over the River' in 3/4 time. The piece consists of a single melodic line on a five-line staff. The notation includes a key signature of one flat (B-flat), a common time signature (C), and a 3/4 time signature. The melody is composed of eighth notes, with groups of three eighth notes beamed together and labeled with a '3' underneath, indicating triplets. There are seven such triplet groups in the piece. The notation ends with a double bar line and repeat dots.

Go Tell it on the Mountain

Start with a Shuffle beat

Musical notation for 'Go Tell it on the Mountain' in 4/4 time. The piece is written on a five-line staff with a key signature of one flat (B-flat) and a 4/4 time signature. The melody is primarily composed of eighth notes, with many groups of three eighth notes beamed together and labeled with a '3' underneath, indicating triplets. The notation is divided into four systems. The first system includes a 'Fine' marking at the end. The second system also includes a 'Fine' marking. The third system includes a 'D.C. al Fine' marking at the end. The notation includes various rhythmic values such as eighth notes, quarter notes, and eighth rests.

This is a bit more complicated - the bass is similar to the pattern used in "Good night Ladies" except that one sound is missing - instead of B Sn BBB SN it becomes B Sn B () B Sn
Also, the cymbal switches from Eighth Notes to Quarter Notes and back to eighths (This will take practice)

For the Beauty of the Earth

Sus. Cym Tri.

The first staff of music shows a sequence of notes on a five-line staff. Above the staff, there are 'x' marks indicating cymbal hits. The notes are quarter notes, with some marked with a circled 'x' and a slur above them, indicating a 'Salt and Pepper' roll. The staff begins with a double bar line and a key signature of one sharp (F#).

Let each sound 'Ring' (not loud) - use the 'Salt and Pepper' phrase repeated twice for the roll on the Sus Cymbal

The second staff of music continues the sequence from the first staff, with similar notation for notes and cymbal hits. It also begins with a double bar line and a key signature of one sharp (F#).

Hark the Herald

Adding to the bass

The first staff of music for 'Hark the Herald' shows a sequence of notes on a five-line staff. Above the staff, there are 'x' marks indicating cymbal hits. The notes are quarter notes, with some marked with a circled 'x' and a slur above them, indicating a 'Salt and Pepper' roll. The staff begins with a double bar line and a key signature of one sharp (F#).

B B Sn B B Sn

The second staff of music for 'Hark the Herald' shows a sequence of notes on a five-line staff. Above the staff, there are 'x' marks indicating cymbal hits. The notes are quarter notes, with some marked with a circled 'x' and a slur above them, indicating a 'Salt and Pepper' roll. The staff begins with a double bar line and a key signature of one sharp (F#).

B/Sn B/Sn "Salt and Pepper on my Food"

2 beat with a snare drum 'fill'

Frosty the Snowman

Quarters, Triplets and Flams

Little Drummer Boy

pie blueberry pie blueberry pie blueberry pie flam flam.....

This musical staff shows a sequence of eighth notes. The first two notes of each measure are grouped as triplets, indicated by a bracket with the number '3' below. The lyrics 'pie blueberry pie blueberry pie blueberry pie flam flam.....' are written below the notes. The first two notes of each measure correspond to 'pie blueberry', and the next two notes correspond to 'blueberry pie'. The final two notes of each measure are 'flam flam'.

A good way to 'get the feel' for this pattern is to use the blueberry idea but add the word 'pie'

This musical staff continues the sequence of eighth notes with triplet markings. Each measure contains two groups of eighth notes, each marked with a bracket and the number '3' below. The first group of two notes is followed by a quarter rest, and the second group of two notes is followed by a quarter note.

The pattern is different here

This musical staff shows a variation of the eighth note pattern. A red bracket above the staff spans from the start of the first measure to the end of the fourth measure, indicating that the pattern in these measures is different from the previous ones. The notes are grouped in pairs, with a bracket and the number '3' below each pair.

mp

This musical staff concludes the sequence with triplet markings. The notes are grouped in pairs with a bracket and the number '3' below. The piece ends with a double bar line, a 3/4 time signature, and a dynamic marking of *mp* (mezzo-piano).

Silent Night - (Snare Drum Rim Knocks)

Musical staff 1: Snare Drum Rim Knocks for Silent Night. The staff is in 3/4 time. It begins with a dynamic marking of *mp*. The first measure has a 'Sus' (Sustained) instruction above it. The second and third measures are marked with 'Sn H M' (Snare, Hi-hat, Middle) in red. The fourth and fifth measures are marked with 'Sn H M FT' (Snare, Hi-hat, Middle, Foot) in red. The sixth measure has a 'Tri.' (Triplet) instruction above it. The staff contains a series of eighth notes with stems pointing down, grouped by a long slur. There are asterisk-like symbols above the first and sixth measures.

Musical staff 2: Continuation of Snare Drum Rim Knocks. The staff contains a series of eighth notes with stems pointing down, grouped by a long slur. There are asterisk-like symbols above the first, third, and fifth measures. A 'Sus' instruction is placed above the third measure.

Musical staff 3: Continuation of Snare Drum Rim Knocks. The staff contains a series of eighth notes with stems pointing down, grouped by a long slur. There are asterisk-like symbols above the first, third, fifth, and seventh measures. 'Tri.' and 'Sus' instructions are placed above the first and seventh measures, respectively.

Musical staff 4: Final staff of Snare Drum Rim Knocks. The staff contains a series of eighth notes with stems pointing down, grouped by a long slur. There are asterisk-like symbols above the first, third, fifth, and seventh measures. A 'Tri.' instruction is placed above the third measure. The staff ends with a double bar line and a final flourish.

Deck the Halls

Musical notation for the first system of 'Deck the Halls'. It features a treble clef, a 2/2 time signature, and a key signature of one flat. The melody consists of quarter notes, and the bass line consists of eighth notes. There are 'x' marks above the staff indicating cymbal hits. A repeat sign is present at the beginning.

Other Time signatures have had a 4 as the bottom number - this one has a 2 which means every note is half the value (or double the speed)

Musical notation for the second system of 'Deck the Halls', continuing the melody and bass line from the first system.

Same as Silent night except for the addition of eighth note Sus cymbals

Away in a Manger - (more rim knocks)

Musical notation for the first system of 'Away in a Manger'. It features a treble clef, a 3/4 time signature, and a key signature of one flat. The melody consists of quarter notes, and the bass line consists of eighth notes. There are 'x' marks above the staff indicating cymbal hits. A dynamic marking of *mp* is present.

Musical notation for the second system of 'Away in a Manger', including a first ending bracket labeled '1.'.

Musical notation for the third system of 'Away in a Manger', ending with a 2/4 time signature.

Joy to the World

The image displays a musical score for the hymn "Joy to the World" in 2/4 time. The score is written on four staves. The first staff begins with a treble clef, a 2/4 time signature, and a key signature of one sharp (F#). The melody consists of eighth and quarter notes. The second staff continues the melody, featuring a quarter rest and a quarter note with a fermata. The third staff shows a sequence of eighth notes, with some notes marked with an asterisk (*). The fourth staff concludes the piece with a final cadence, including a quarter rest and a quarter note with a fermata. The notation is clear and uses standard musical symbols.