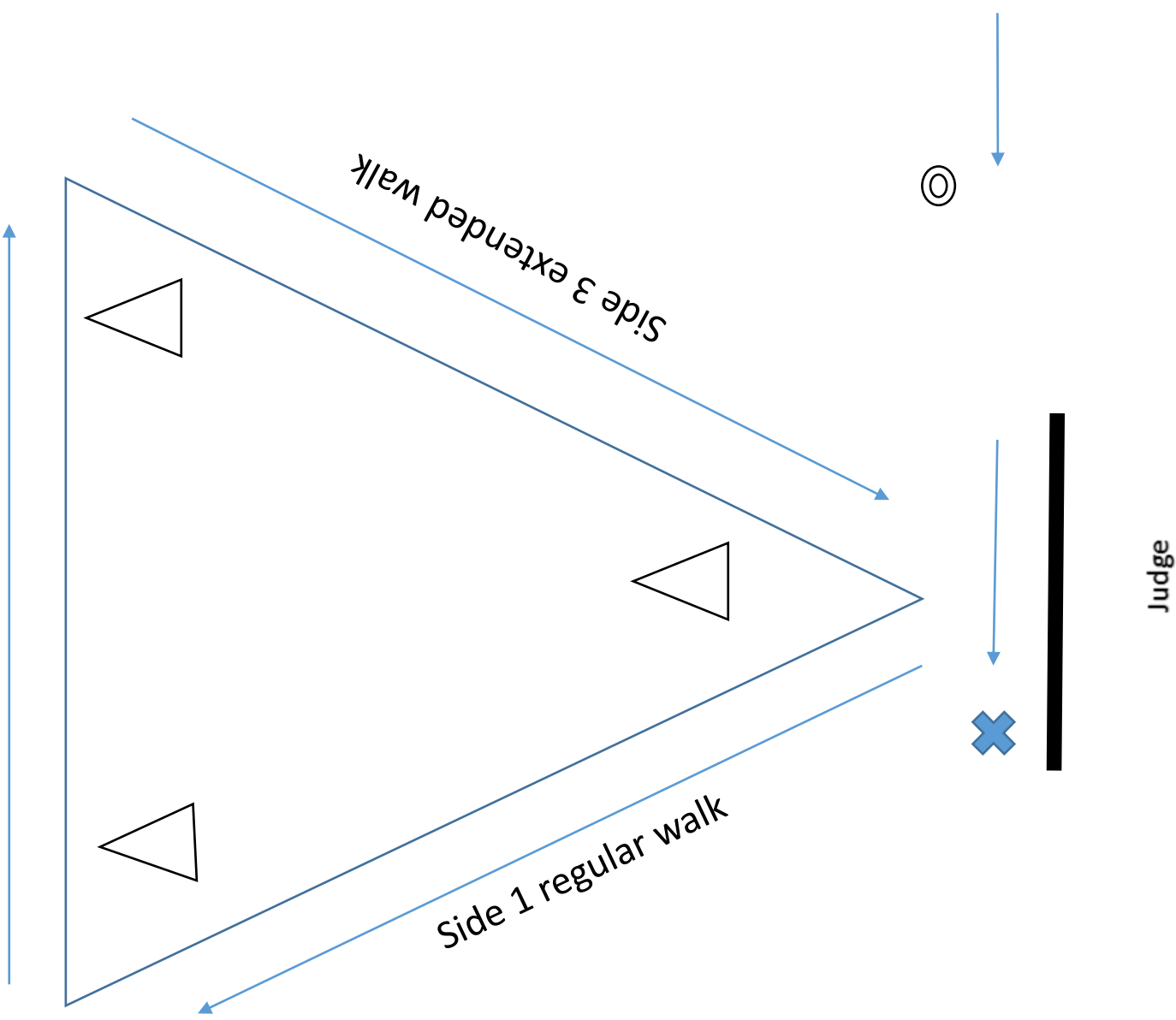


Sport Horse In-Hand

(Modified Pattern)

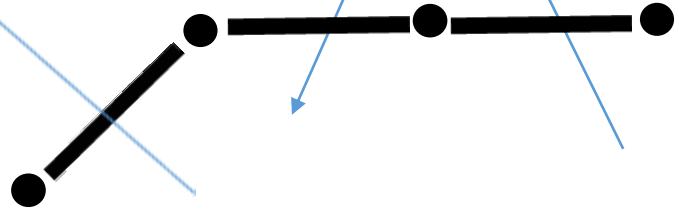

Side 2 extended Trot



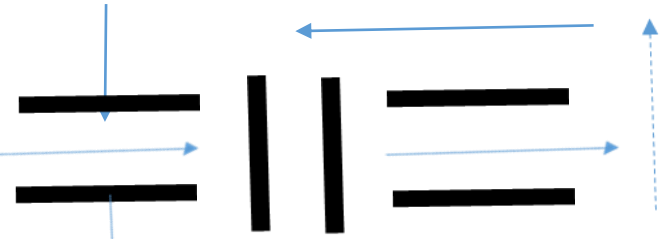
- Enter ring. Be ready at marker. ◎
- Walk to ✕ . Set up for inspection.
- Walk side 1 of triangle.
- Perform an extended trot side 2 of triangle.
- Perform an extended walk down side 3 of triangle.
- Return to ✕ . Exit ring when dismissed.

Gate

Walk over rail and around gate and trot over 2nd rail

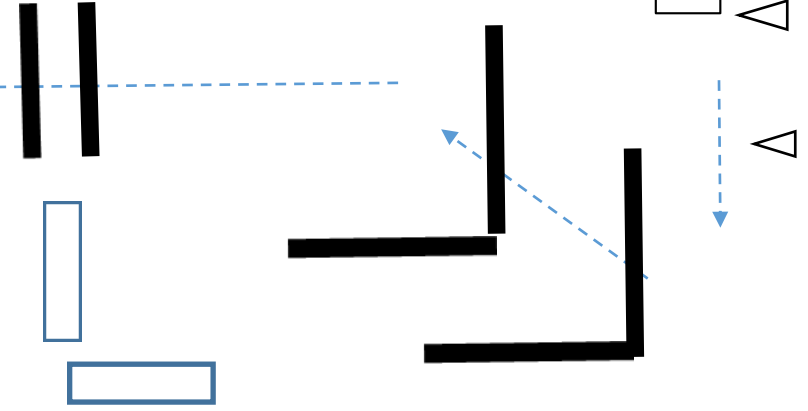


Trot three rails



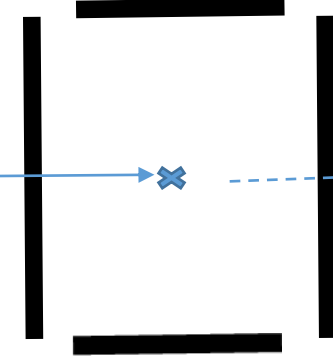
Trot over rails as shown

Walk over rails

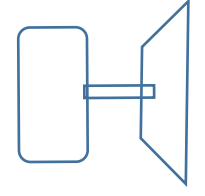


Start

Trot into and halt inside box

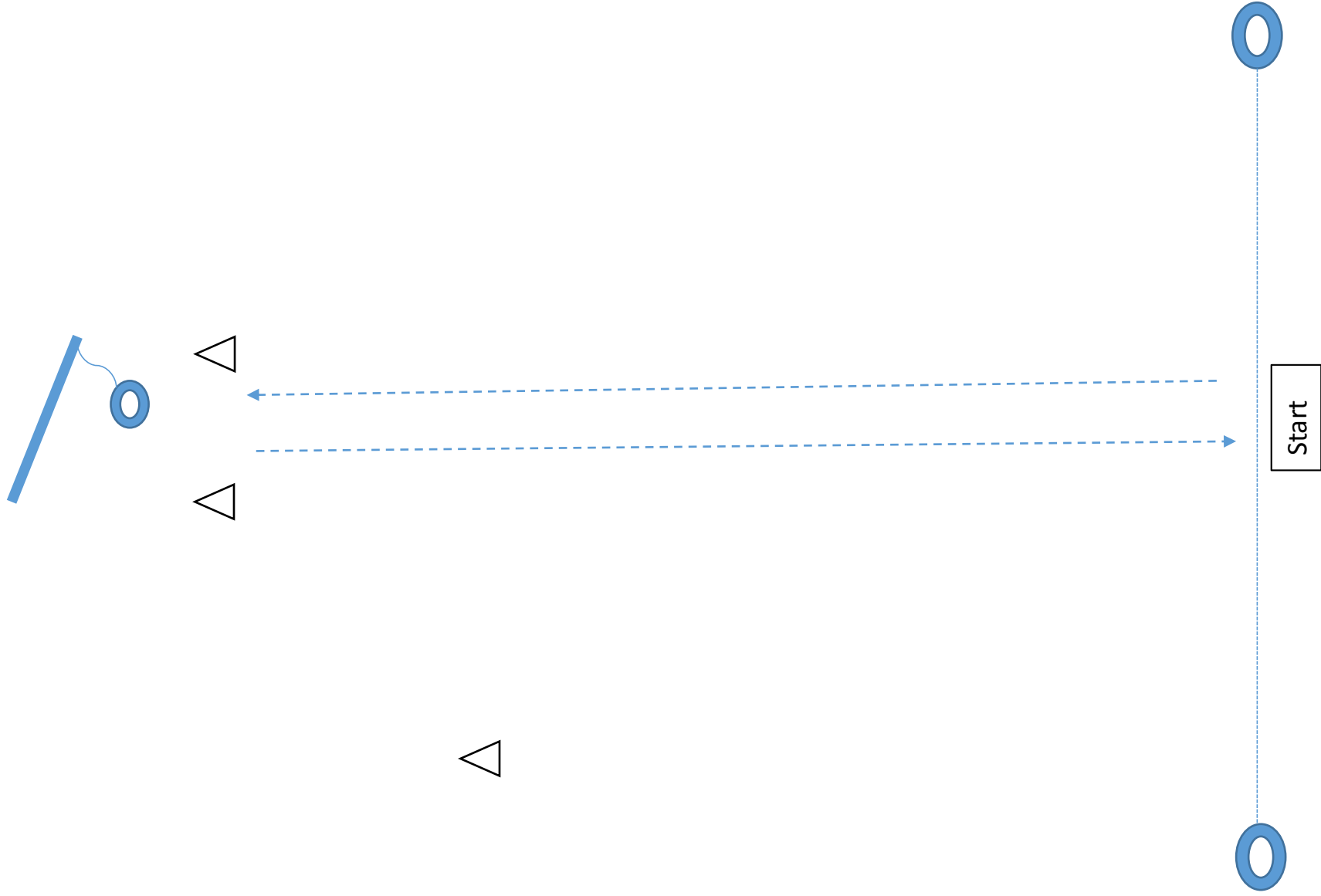


Sign in for order of go.



In-Hand Ground Poles Course Open & Miniature

Miniature Horse Driving Donut Race



Start by crossing the timing line.

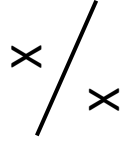
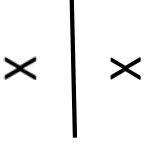
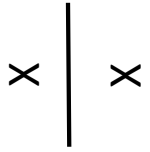
Go between the cones at far end of arena.

Bite off the mini donut from the string.

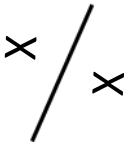
If you miss you may circle behind the cones to try again.

Finish by crossing the timing line.

Williamsport Riding Club
Open Show #2
Set up

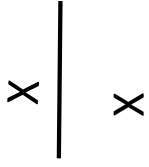
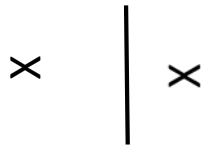


60ft



36ft

72 ft



Gate

Williamsport Riding Club

Open Show #2

Trot Cross Rail Hunter

Cross Rail Hunter

3

2



36ft

60ft

72ft



4 6

1 5

Gate

Williamsport Riding Club
Open Show #2
Trot Cross Rail Equitation
Cross Rail Equitation

5



4



36ft

60ft



72ft

2 6



1 3



Gate

Williamsport Riding Club
Open Show #2
Equitation Over Fences

3 7



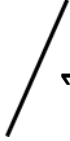
6



2

36ft

60ft



1

72 ft

4



5



Gate

Williamsport Riding Club
Open Show #2
Low Working Hunter

5

1

4

36ft

60ft

2

72 ft

6

3

Gate

Williamsport Riding Club
Open Show #2
Working Hunter

5

4

1

36ft

60ft

2

72ft

6 8

7 3

Gate