



MAY WALKER, CONSTABLE
PRECINCT SEVEN
HARRIS COUNTY, TEXAS

MAIN OFFICE
5300 Griggs Road
Houston, Texas 77021
PHONE (713) 643-6602
FAX (713) 643-3401

Date: October 4, 2020

From: Sergeant Jon Meek
Neighborhood Patrol Division, First Line Supervisor
Harris County Constable’s Office of Precinct “7”

To: Property Owners Association
Board of Directors & Management Company

Subject: September Monthly Productivity Analysis Report
Enclosure: **MPAR – September 2020**
Distribution: Executive Command Staff & Board of Directors & Management Company

The purpose of this “**Monthly Productivity Analysis Report**” (M.P.A.R.) is to provide the executive command staff with the appropriate data to analyze the productivity of assigned personnel and their shifts’ activities to allow for the validation of individual and divisional performance evaluations. With regard to the specific contents of the report, there are 18 distinctive component parts of this report. These components are enumerated below:

- | | |
|--|---|
| 01. Patrol Activity Details | 10. Traffic Enforcement Report |
| 02. Patrol Activity Analytical Summary | 11. Trends & Percentages of Traffic |
| 03. Patrol Activity Percentages & Trends | 12. Citation & Warning Issuance Review |
| 04. Security Checks Report | 13. Call for Service Report (<i>C.F.S.</i>) |
| 05. Security Checks Percentages & Trends | 14. Trends & Percentages for <i>C.F.S.</i> |
| 06. Crisis Intervention Disposition Report | 15. Overtime Report (service at no Cost) |
| 07. Offense/Incident Generation Report | 16. Reserve Deputy Use (at no Cost) |
| 08. Criminal Arrest Types Report | 17. Incident Summarization |
| 09. Warrant Execution Report | 18. Hotspot Report Data Review |

A cursory analysis of the statistical data from this report should be demonstrative of the quality of performance of this agency in realizing the contractual obligations and the overall achievement of the goals and objectives of this Agency and the Contract Division.

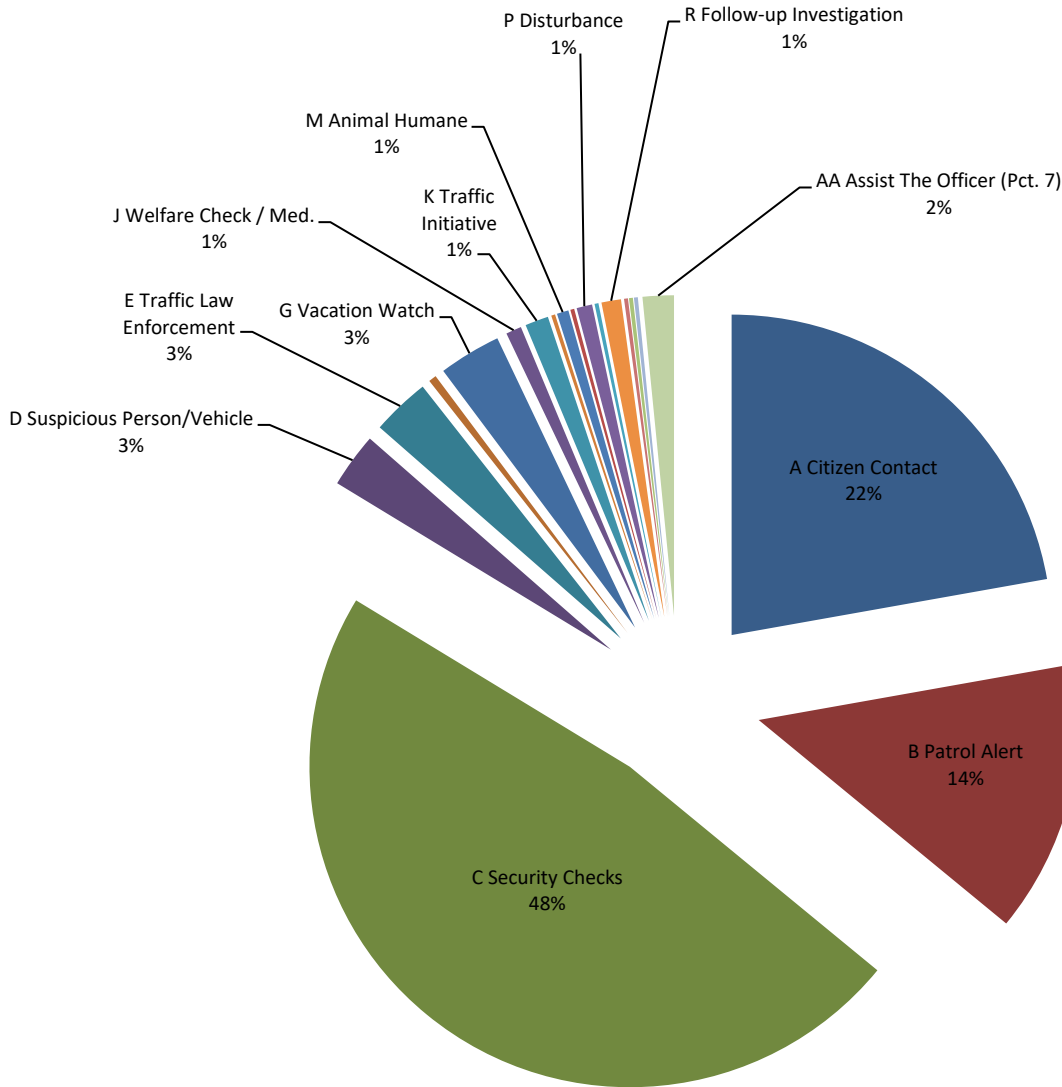
A. Patrol Activity Monthly Total:

0509

* Patrol Activity Types	7S17	7S26	TOT	AVER	%
A Citizen Contact	45	68	113	56.5	22%
B Patrol Alert	0	70	70	35.0	14%
C Security Checks	99	144	243	121.5	48%
D Suspicious Person/Vehicle	6	8	14	7.0	3%
E Traffic Law Enforcement	3	12	15	7.5	3%
F Offense/Incident Reports	1	1	2	1.0	0%
G Vacation Watch	5	11	16	8.0	3%
H Open Door / Window	0	0	0	0.0	0%
I Assist Contract Citizen	0	0	0	0.0	0%
J Welfare Check / Med.	1	3	4	2.0	1%
K Traffic Initiative	6	0	6	3.0	1%
L Traffic Hazard	1	0	1	0.5	0%
M Animal Humane	2	1	3	1.5	1%
N Alarms	0	1	1	0.5	0%
O Mental Cases (171)	0	0	0	0.0	0%
P Disturbance	0	4	4	2.0	1%
Q Criminal Investigation	1	0	1	0.5	0%
R Follow-up Investigation	0	5	5	2.5	1%
S Criminal Mischief	0	0	0	0.0	0%
T Burglary Residence/Vehicle	0	1	1	0.5	0%
U Theft / Theft of Business	1	0	1	0.5	0%
V Citizen Assaulted	0	0	0	0.0	0%
W Robbery of an Individual	0	0	0	0.0	0%
X Trespass Warning	0	0	0	0.0	0%
Y Major/Minor Crash	0	1	1	0.5	0%
Z Child Custody Disputes	0	0	0	0.0	0%
AA Assist The Officer (Pct. 7)	8	0	8	4.0	2%
BB Runaway Missing Persons	0	0	0	0.0	0%
CC Assisted LEA	0	0	0	0.0	0%
DD Solicitors	0	0	0	0.0	0%
EE Meeting/Event/Ct.	0	0	0	0.0	0%
* MONTH TOTALS	179	330	509	254.5	100%

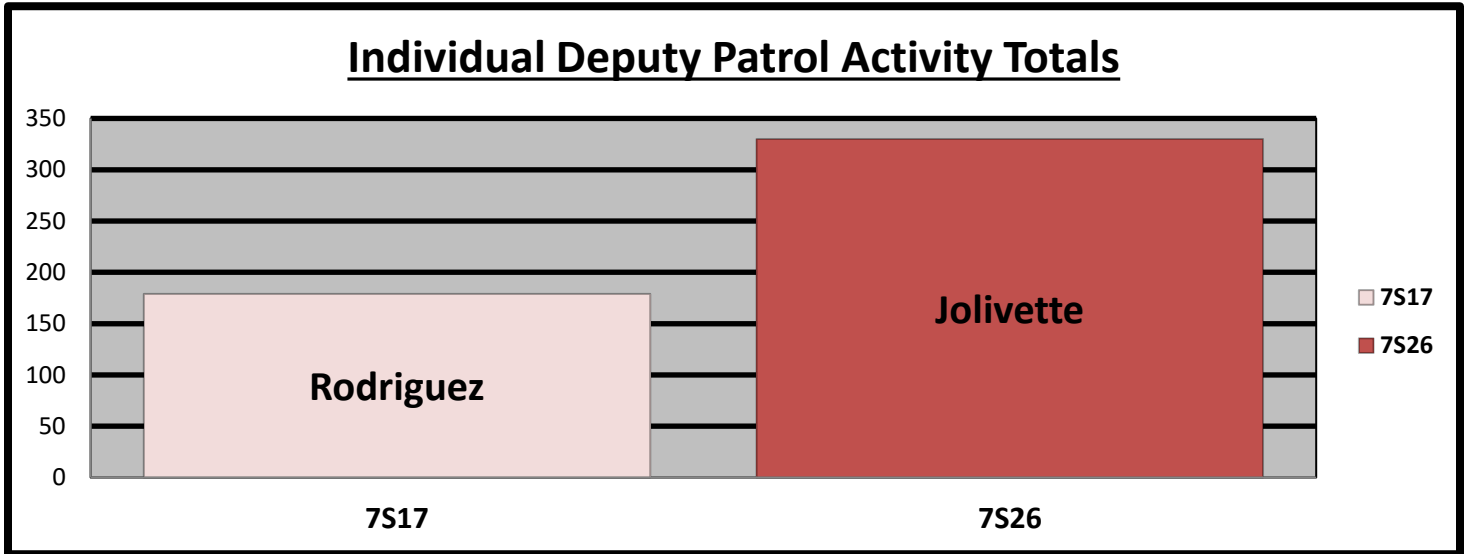
A1. Patrol Activity Percentage:

Percentage of Patrol Activity



- | | | | |
|-------------------------------|------------------------------|----------------------------------|--------------------------------|
| ■ A Citizen Contact | ■ B Patrol Alert | ■ C Security Checks | ■ D Suspicious Person/Vehicle |
| ■ E Traffic Law Enforcement | ■ F Offense/Incident Reports | ■ G Vacation Watch | ■ H Open Door / Window |
| ■ I Assist Contract Citizen | ■ J Welfare Check / Med. | ■ K Traffic Initiative | ■ L Traffic Hazard |
| ■ M Animal Humane | ■ N Alarms | ■ O Mental Cases (171) | ■ P Disturbance |
| ■ Q Criminal Investigation | ■ R Follow-up Investigation | ■ S Criminal Mischief | ■ T Burglary Residence/Vehicle |
| ■ U Theft / Theft of Business | ■ V Citizen Assaulted | ■ W Robbery of an Individual | ■ X Trespass Warning |
| ■ Y Major/Minor Crash | ■ Z Child Custody Disputes | ■ AA Assist The Officer (Pct. 7) | ■ BB Runaway Missing Persons |
| ■ CC Assisted LEA | ■ DD Solicitors | ■ EE Meeting/Event/Ct. | |

B. Patrol Activity by Braeburn Valley West Personnel:

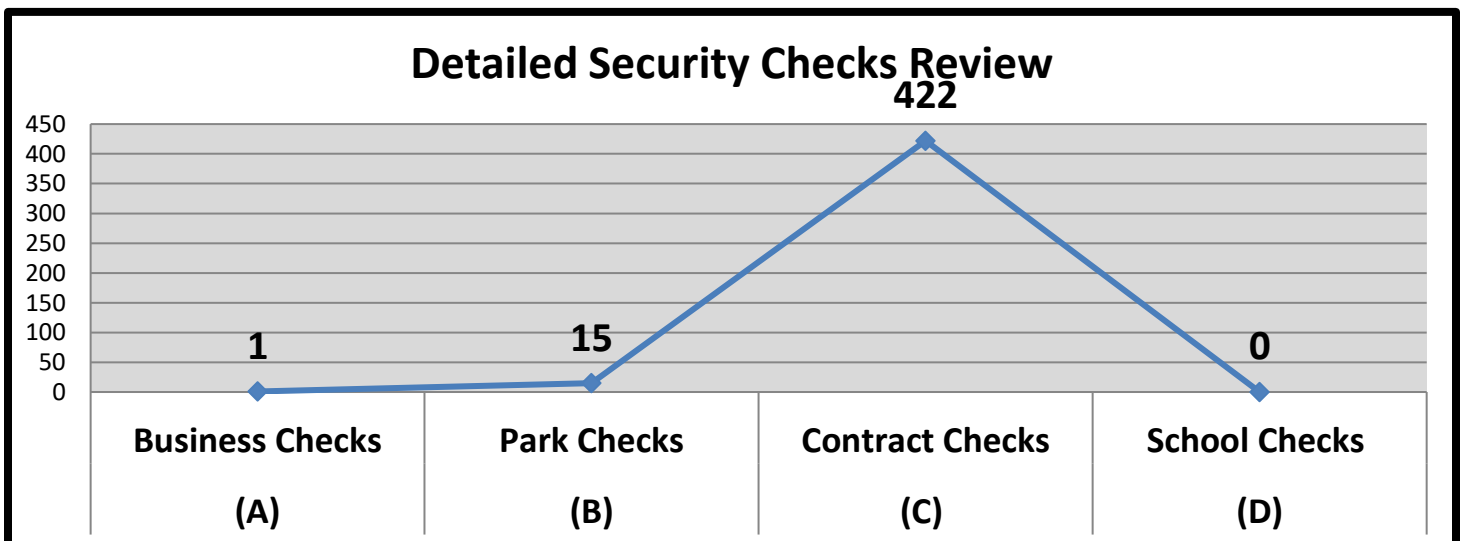


C. Security Checks Monthly Total:

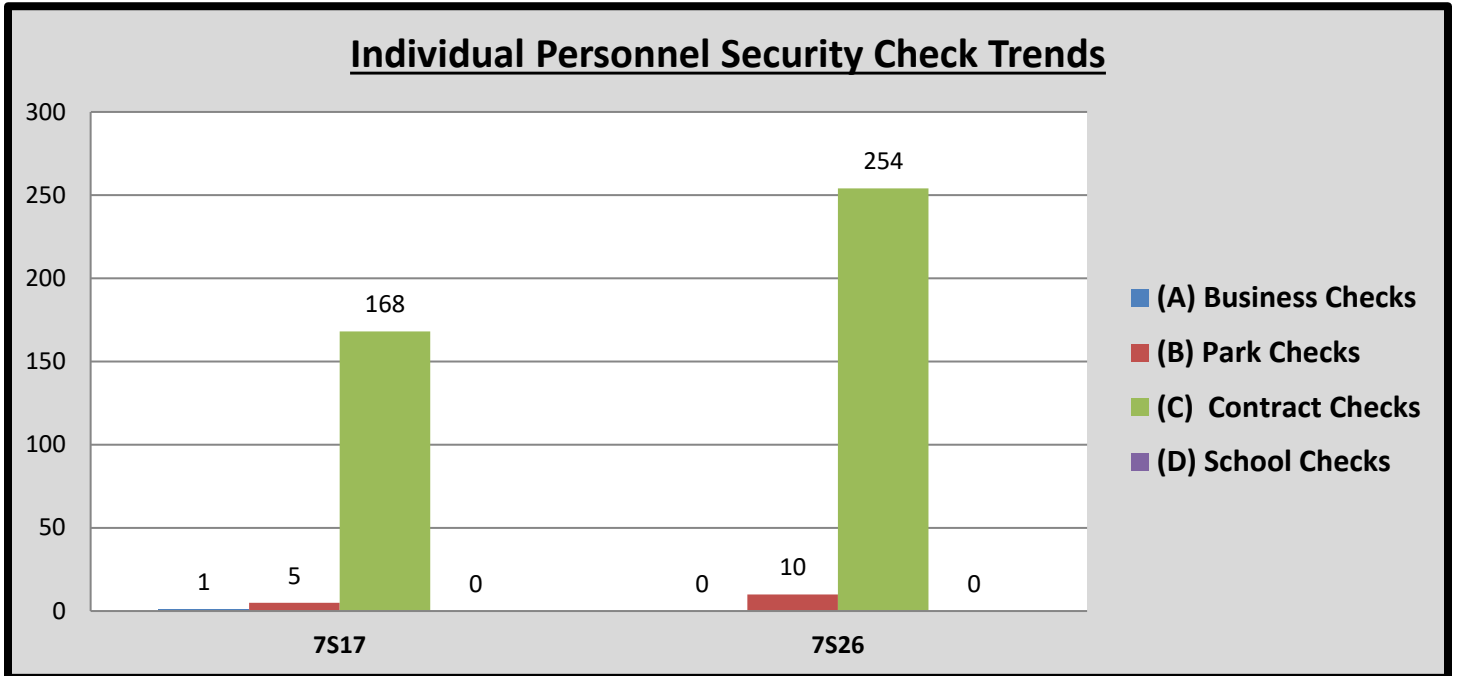
0438

* (A-D)	Security Checks	7S17	7S26	TOT	AVER	%
(A)	Business Checks	1	0	1	0.5	0%
(B)	Park Checks	5	10	15	7.5	3%
(C)	Contract Checks	168	254	422	211.0	96%
(D)	Plaza Checks	0	0	0	0.0	0%
(E)	<i>Totals</i>	174	264	438	219.0	100%

D. Detailed Security Checks Monthly:



E. Individual Personnel Security Check Trends:



F. CIT/MHO Dispositions Monthly Total:

000

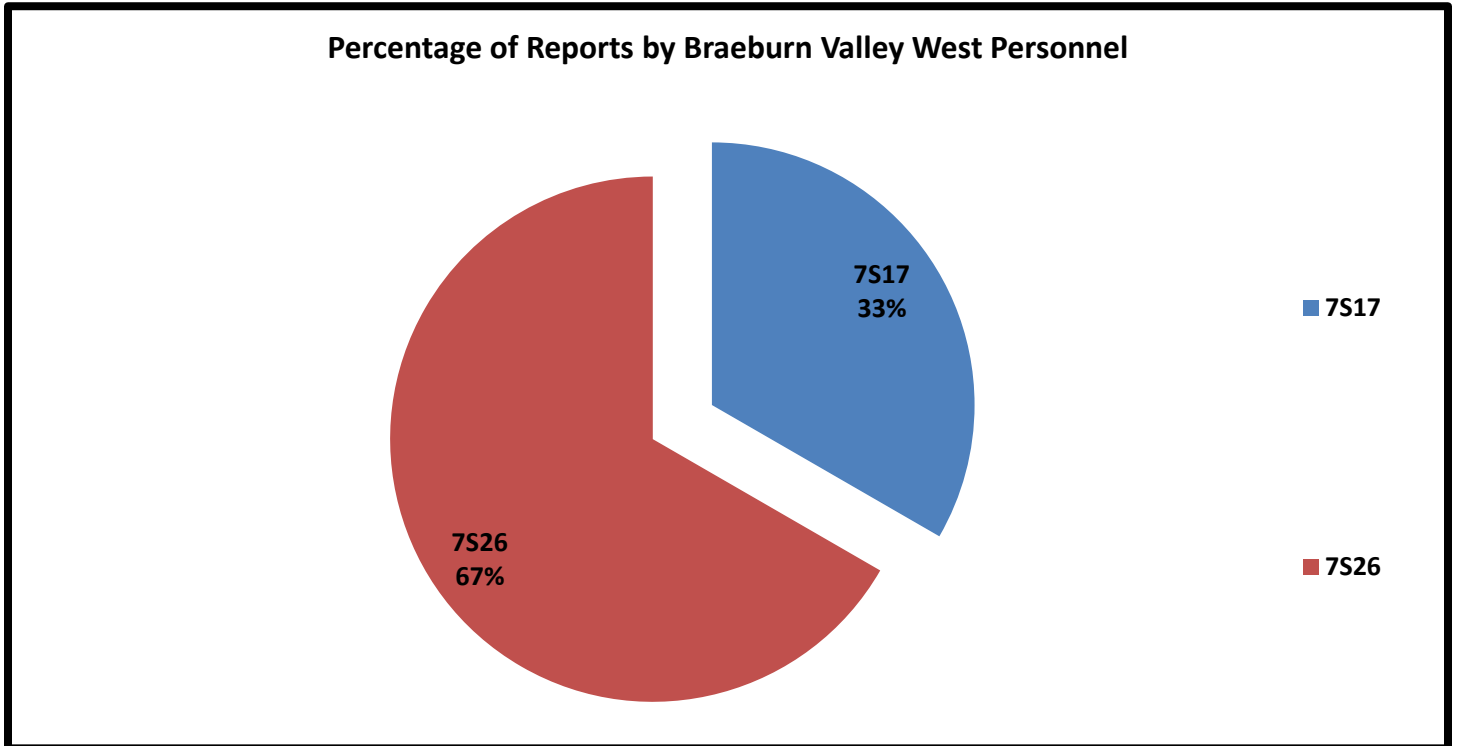
*	<i>C.I.T. Dispositions</i>	7S17	7S26	TOT	AVER	%
(A)	CIT/MHO Outside Referral	0	0	0	0.0	#DIV/0!
(B)	CIT/MHO Transport	0	0	0	0.0	#DIV/0!
(C)	CIT/MHO CIT Contact	0	0	0	0.0	#DIV/0!
(D)	CIT/MHO Arrest	0	0	0	0.0	#DIV/0!
(E)	<i>Totals</i>	0	0	0	0.0	#DIV/0!

G. Offense/Incident Reports Monthly Total:

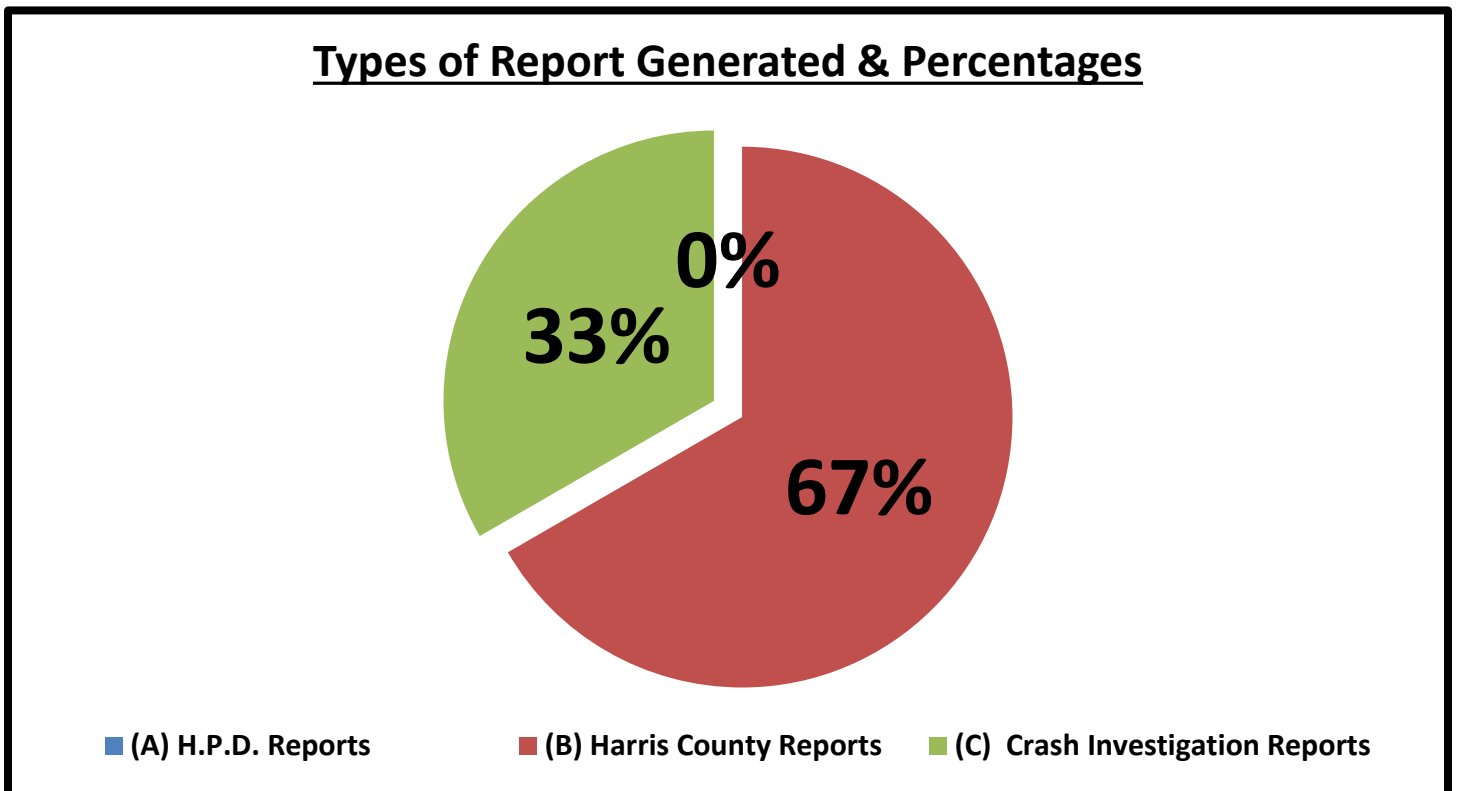
003

*	<i>Offense/Incident Reports</i>	7S17	7S26	TOT	AVER	%
(A)	H.P.D. Reports	0	0	0	0.0	0%
(B)	Harris County Reports	1	1	2	1.0	67%
(C)	Crash Investigation Reports	0	1	1	0.5	33%
(D)	<i>Totals</i>	1	2	3	1.5	100%

H. Report Generation Percentages:



I. Percentages:

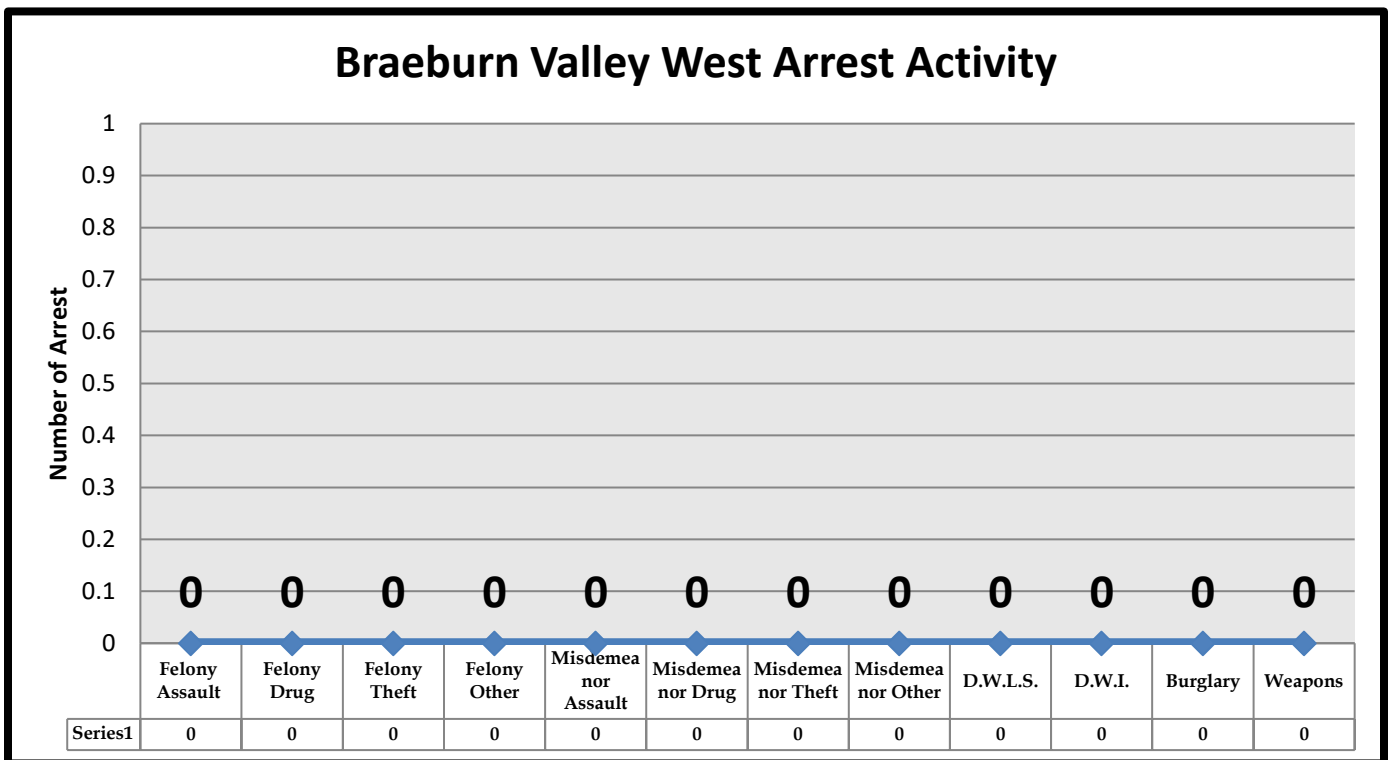


J. Types of Criminal Arrests Monthly Total:

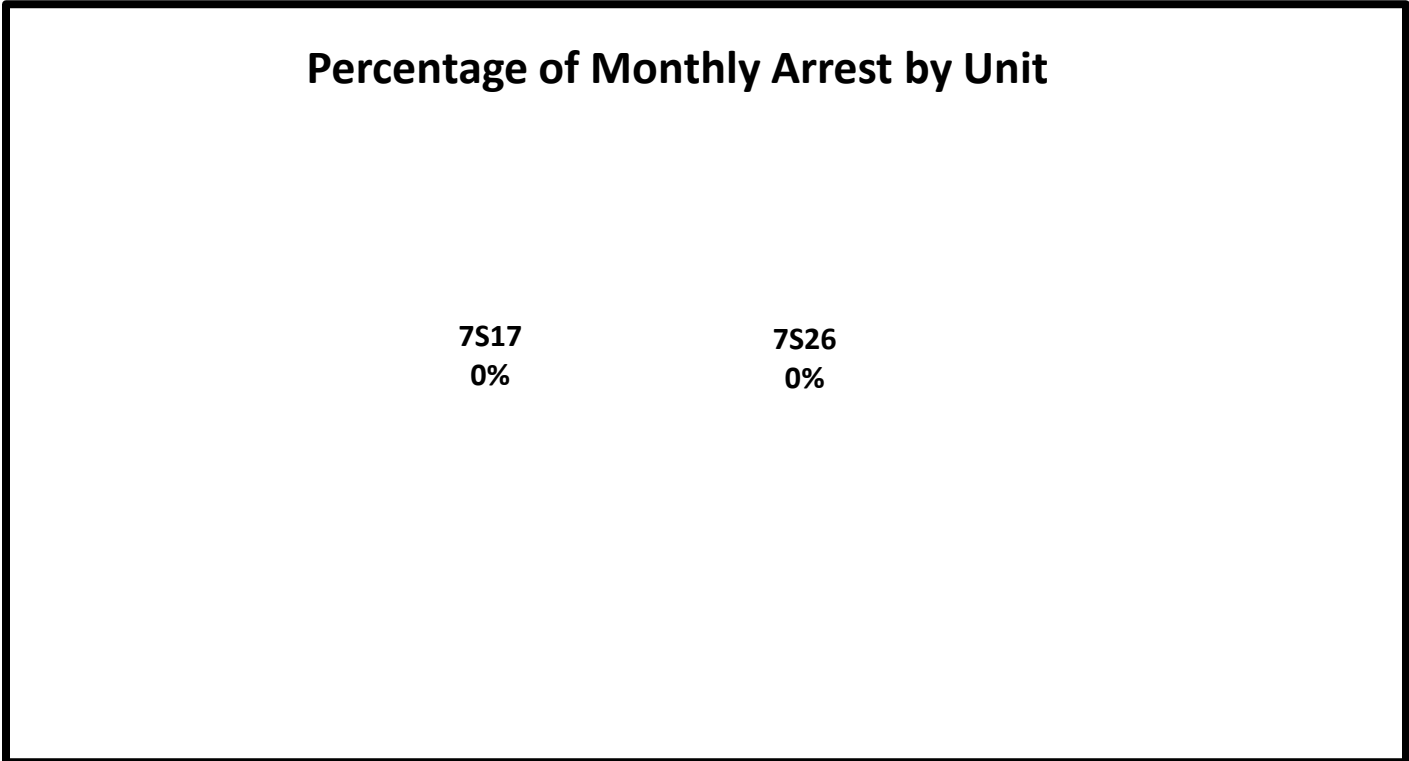
000

*	Types of Criminal Arrests	7S17	7S26	TOT	AVER	%
A	Felony Assault	0	0	0	0.0	#DIV/0!
B	Felony Drug	0	0	0	0.0	#DIV/0!
C	Felony Theft	0	0	0	0.0	#DIV/0!
D	Felony Other	0	0	0	0.0	#DIV/0!
E	Misdemeanor Assault	0	0	0	0.0	#DIV/0!
F	Misdemeanor Drug	0	0	0	0.0	#DIV/0!
G	Misdemeanor Theft	0	0	0	0.0	#DIV/0!
H	Misdemeanor Other	0	0	0	0.0	#DIV/0!
I	D.W.L.S.	0	0	0	0.0	#DIV/0!
J	D.W.I.	0	0	0	0.0	#DIV/0!
K	Burglary	0	0	0	0.0	#DIV/0!
L	Weapons	0	0	0	0.0	#DIV/0!
M	Totals	0	0	0	0.0	#DIV/0!


K. Types of Criminal Arrests Monthly Total:



L. Types of Criminal Arrests Monthly Total:



M. Types of Criminal Arrests Monthly Total:



N. Executed Warrant Monthly Total:

000

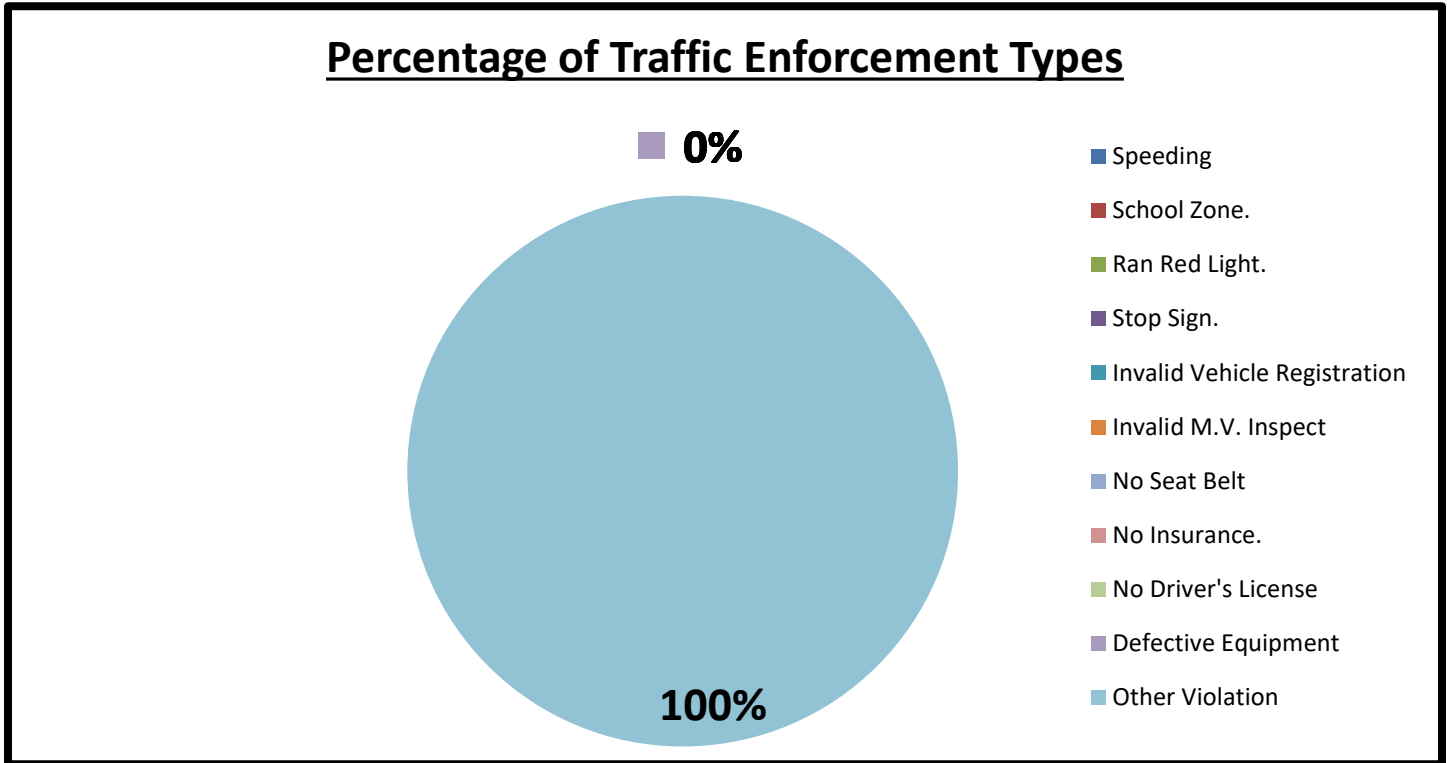
*	Executed Warrants	7S17	7S26	TOT	AVER	%
(A)	Felony Warrants	0	0	0	0.0	#DIV/0!
(B)	Misdemeanor Warrants	0	0	0	0.0	#DIV/0!
(C)	Totals	0	0	0	0.0	#DIV/0!

O. Traffic Law Enforcement Total:

011

*	Traffic Enforcement	7S17	7S26	TOT	AVER	%
A	Speeding	0	0	0	0.0	0%
B	School Zone.	0	0	0	0.0	0%
C	Ran Red Light.	0	0	0	0.0	0%
D	Stop Sign.	0	0	0	0.0	0%
E	Invalid Vehicle Registration	0	0	0	0.0	0%
F	Invalid M.V. Inspect	0	0	0	0.0	0%
G	No Seat Belt	0	0	0	0.0	0%
H	No Insurance.	0	0	0	0.0	0%
I	No Driver's License	0	0	0	0.0	0%
J	Defective Equipment	0	0	0	0.0	0%
K	Other Violation	1	0	1	0.5	100%
L	Written Warnings	0	0	0	0.0	0%
M	Verbal Warning	3	7	10	5.0	100%
N	Citation	1	0	1	0.5	9%
O	Total Violations	4	7	11	5.5	100%

P. Traffic Law Enforcement Total:



Q. Citations vs. Warnings Monthly Total:

011

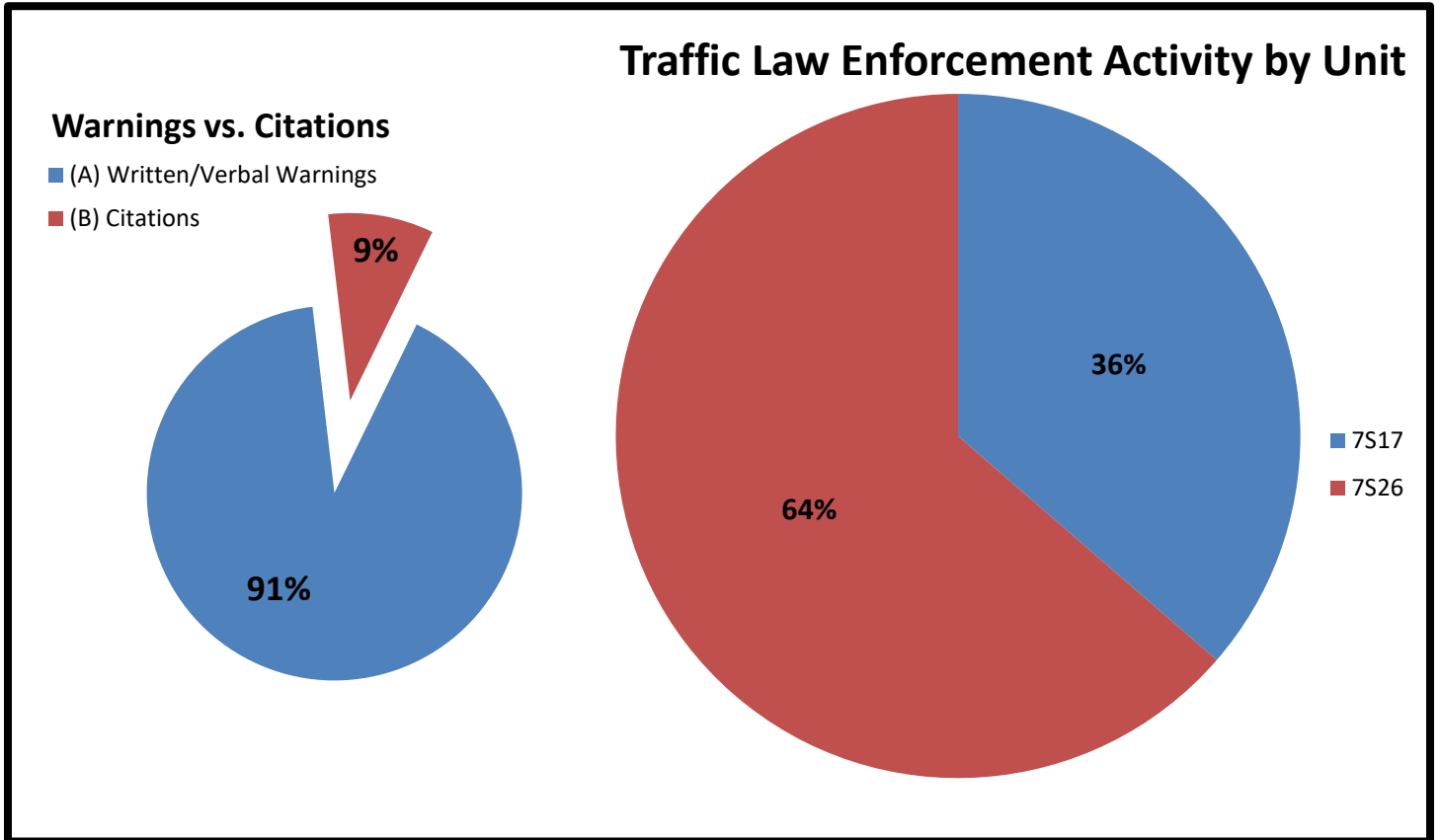
*	<i>Warnings vs. Citations</i>	7S17	7S26	TOT	AVER	%
(A)	Written/Verbal Warnings	3	7	10	5.0	91%
(B)	Citations	1	0	1	0.5	9%
(C)	<i>Totals</i>	4	7	11	5.5	100%

R. Sources of Calls for Service Monthly Total:

510

*	<i>Sources of Calls for Service</i>	7S17	7S26	TOT	AVER	%
(A)	On View	0	206	206	103.0	40%
(B)	Dispatched	0	19	19	9.5	4%
(C)	Self-Initiated	180	105	285	142.5	56%
(D)	<i>Totals</i>	180	330	510	255.0	100%

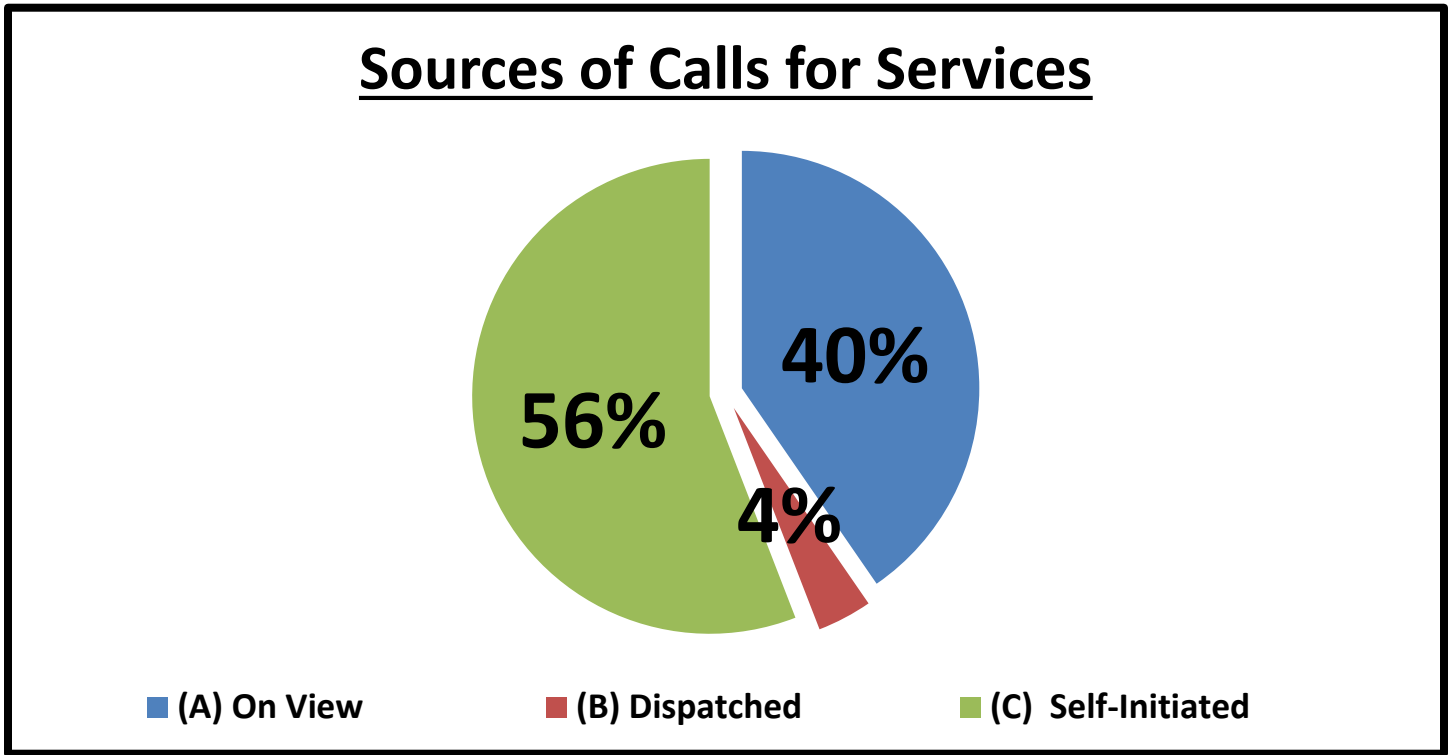
S. Sources of Calls for Service Percentages:



T. Sources of Calls for Service Percentages:

*	Sources of Calls for Service	7S17	7S26	TOT	AVER
(A)	On View	0%	62%	40%	0.2
(B)	Dispatched	0%	6%	4%	0.0
(C)	Self-Initiated	100%	32%	56%	0.3
(D)	<i>Totals</i>	100%	100%	100%	0.5

U. Sources of Calls for Service Percentages:



V. Free Reserve Personnel Time Utilized in Contract Monthly Total: **064**

*	<i>Free Reserve Personnel Time</i>	7S17	7S26		TOT	AVER	%
(A)	<i>Totals</i>	64	0		64	32.0	100%

W. Monthly Productivity Analysis Report (M.P.A.R.) - Executive Summary:

*	Unit	7S17	7S26		TOT	AVER
1	Patrol Activity	179	330		509	254.5
2	Security Checks	174	264		438	219.0
3	C.I.T. Interactions	0	0		0	0.0
4	Offense/Incident Reports	1	2		3	1.5
*	<i>Total Service Calls</i>	354	596		950	475.0
1	Criminal Arrests	0	0		0	0.0
2	Citations Issued	1	0		1	0.5
3	Written & Verbal Warnings	3	7		10	5.0
*	<i>Enforcement Service Calls</i>	4	7		11	5.5
*	Total Hours	160	160		320	160.0
1	Sick Time Used	0	0		0	0.0
2	Vacation Time Used	0	0		0	0.0
3	Training Time Used	0	0		0	0.0
4	Compensatory Time Used	0	8		8	4.0
*	<i>Hours Actually Worked</i>	160	152		312	156.0
*	<i>Unit Productivity Ratio</i>	2.2	4.0		3.1	3.1

X. Mileage Total:

1950

*	Mileage	7S17	7S26		TOT	AVER	%
(A)	Totals	986	964		1950	975.0	383%

Y. Patrol Alert Submission Report:

*	Received				Subject
00x	Date	Time	Code	Location	
A.					

Z. Incident Summaries:

01.	SEPTEMBER 15, 2020	1700 HOURS	EMERGENCY DETENTION		DEPUTY C. JOLIVETTE	
	EVENING SHIFT:	9200 WILLOW MEADOW	BBVW	"N/A"	HC:	2009-00121
<p>On September 15, 2020, a Tuesday, at approximately 1641 hours, while on patrol in the "Braeburn Valley West Contract", Deputy C. Jolivette was performing routine patrol and law enforcement services when I (Deputy C. Jolivette) got dispatched to a Welfare Check call for service. Before making contact with subject his doctor advised that he had concerns about his patient's mental health and wellbeing. Upon making contact with the subject he had advised me that he felt that his medication that was prescribed to him was not working and he had a bad day. Subject advised he did not want to do any harm to himself or others. Report Generated. The patrol activity type is "PAT=O".</p>						

02.	SEPTEMBER 15, 2020	1800 HOURS	MINOR ACCIDENT		DEPUTY C. JOLIVETTE	
	EVENING SHIFT:	9200 TOOLEY DR	BBVW	"N/A"	HC:	2009-00122
<p>On September 15, 2020, a Tuesday, at approximately 1811 hours, while on patrol in the "Braeburn Valley West Contract", Deputy C. Jolivette was performing routine patrol and law enforcement services when I (Deputy C. Jolivette) was dispatched to a Minor Crash that had just occurred. Upon making contact with the complainant deputy discovered unit #1 failed to yield the right of way and had impacted and crashed into unit #2. Deputy gathered all pertinent information needed to make a report. Deputy cited both drivers for several violations. Report Generated. The patrol activity type is "PAT=Y".</p>						

03.	SEPTEMBER 16, 2020	1400 HOURS	STOLEN/RECOVERY		DEPUTY M. RODRIGUEZ	
	DAYSHIFT:	9000 WILLOW MEADOW	BBVW	"M"	HC:	2009-05963
<p>On September 16, 2020, a Wednesday, at approximately 1418 hours, while on patrol in the "Braeburn Valley West Contract" Deputy M. Rodriguez was performing routine patrol and law enforcement services when I, (Deputy M. Rodriguez) was Dispatched to a Stolen/Recovery that had just occurred. I, recovered stolen vehicle which was left in the bayou. The patrol activity type is "PAT=Q".</p>						

Sergeant Jon Meek

Sergeant Jon Meek
 Neighborhood Patrol Division, First Line Supervisor
 Harris County Constable's Office of Precinct 713-643-6602