




World of Wonders
Infant Lesson Plans

Teachers <i>Loretta & Hannah</i>		Week of <i>8/5/2019</i>				
	Monday	Tuesday	Wednesday	Thursday	Friday	
This week's song and finger play	<p>Song: Who let the dogs out</p> <p>Fingerplay: Great Big Dinosaurs (179)</p>					
Sensory Activities (At least one per day, can be combined with small group/art)	Water + measuring cups	Rolling cans/ trucks in paint on paper	ice cubes + Kitchen tongs	Painting w/ puzzle shapes on paper	CLOSED	
Choice Time Additions (At least one per day- must be something new added to area or materials changed out- can't be basic item required for play)	Color changing touch board	Plastic flowers/ leaves	animal hourglass	magnetic letters and cookie sheet		
Special Events/Reminders		Fresh Veggie Day	WOW Olympics	Last Water day of the year!		

Lesson plans are due Thursday

World c onders
Small Group Lesson Plans

Teacher: <i>Loretta</i>		Week of: <i>8/5 - 8/9</i>			
	Monday	Tuesday	Wednesday	Thursday	Friday
Small Group	Activity <i>Exploring With Spoons plastic/ metal</i>	Activity <i>Adding balls to laundry basket</i>	Activity <i>Self help- Self feeding</i>	Stacking Activity <i>Small/ large boxes</i>	Activity
	Early <i>Child explores texture of each one</i>	Early <i>Child holds feel each ball</i>	Early <i>child moves a spoon from each hand to other.</i>	Early <i>Child holds- turns- mouth boxes.</i>	Early 
	Middle <i>child bangs on metal or plastic dishes</i>	Middle <i>child throws balls into laundry basket</i>	Middle <i>Child attempts to scoop food from tray</i>	Middle <i>Child picks up boxes - sits them down.</i>	Middle 
	Later <i>Child bangs 2 spoons together.</i>	Later <i>child dumps balls out-rolling them on carpet</i>	Later <i>Child directs spoon to mouth for feeding</i>	Later <i>Child may fill a box w/objects only to dump them out.</i>	Later 

World wonders
Small Group Lesson Plans


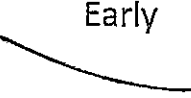

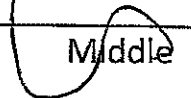
Teacher: Hannah		Week of: 8/5/19			
	Monday	Tuesday	Wednesday	Thursday	Friday
Small Group	Activity exploring letter abacus	Activity tummy time/ making faces in mirror	Activity filling and emptying dump truck	Activity making music with xylophone alligator	Activity
	Early child looks at letter abacus	Early child participates in tummy time	Early child holds small objects	Early child listens for sounds and reacts	Early
	Middle child touches Plays with letter abacus	Middle child notices self or others in mirror	Middle child puts small objects in truck/picks them out of it.	Middle child holds mallet or smacks xylophone	Middle
	Later child points to signs or says letters	Later child makes different faces in mirror	Later child maneuvers dump truck/ dumps everything out of truck	Later child uses mallet to make sound on xylophone	Later

World of \ ders
 Infant Lesson Plans





Teachers	Sarah and Brandon				Week of	8/5/2019				
	Monday	Tuesday	Wednesday	Thursday	Friday					
This week's song and finger play	Itsy Bitsy Spider	Slippery fish	Doing motions to wheels on the bus	Signing Baby Shark	CLOSED					
Sensory Activities (At least one per day, can be combined with small group/art)	Feeling and bouncing different textured balls	exploring moon sand	Stacking natural wood blocks	Water Day!	CLOSED					
Choice Time Additions (At least one per day- must be something new added to area or materials changed out- can't be basic item required for play)	Driving cars on race track	Pulling scarves out of box	Sticking together magnetic tiles	ABC flashcards	~					
Special Events/Reminders		Fresh Veggie Day	WOW Olympics	Last Water day of the year!						

Lesson plans are due Thursday

World wonders
Small Group Lesson Plans

Teacher: <i>Brandon Meeks</i>		Week of: <i>8-5-19</i>			
	Monday <i>M</i>	Tuesday <i>W</i>	Wednesday <i>K</i>	Thursday <i>FF</i>	Friday
Small Group	Activity <i>Simon Say's (Infant edition)</i>	Activity <i>Treasure hunt (Finding objects)</i>	Activity <i>Feeding Baby dolls</i>	Activity <i>Head, Shoulders Knees & toes</i>	Activity 
	Early <i>Child responds to a voice by turning his or her head</i>	Early <i>Child shows interest in one object from a collection</i>	Early <i>Child expresses basic Physical needs</i>	Early <i>Child puts fingers thumb, foot in own mouth</i>	Early 
	Middle <i>Child responds nonverbally to simple statement or request</i>	Middle <i>Child collects objects</i>	Middle <i>Child feeds itself finger food</i>	Middle <i>Child says something is his</i>	Middle 
	Later <i>Child responds verbally to simple statement or request</i>	Later <i>Child groups things into 2 or more collections</i>	Later <i>Child names basic body part</i>	Later <i>Child identifies himself in mirror or photo</i>	Later 

World of Wonders
Small Group Lesson Plans

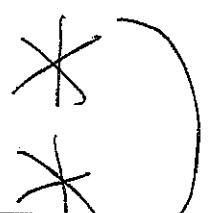

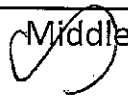


Teacher: Sarah Pieper		Week of: 8/5/2019			
	Monday	Tuesday	Wednesday	Thursday	Friday
Small Group	<p>Activity</p> <p>Acting out animal book</p>	<p>Activity</p> <p>Coloring Pictures of Veggies</p>	<p>Activity</p> <p>Wow Olympics Bike riding</p>	<p>Activity</p> <p>Stacking and Counting blocks</p>	<p>Activity</p> 
	<p>Early</p> <p>Child turns head or waves arms</p>	<p>Early</p> <p>Child grasps objects</p>	<p>Early</p> <p>Child makes the whole body</p>	<p>Early</p> <p>Child looks at or touches a single object</p>	<p>Early</p> 
	<p>Middle</p> <p>Child stands and bounces</p>	<p>Middle</p> <p>Child makes marks on writing surface</p>	<p>Middle</p> <p>Child walks</p>	<p>Middle</p> <p>Child uses word or sign to ask for more</p>	<p>Middle</p> 
	<p>Later</p> <p>Child moves actively</p>	<p>Later</p> <p>Child scribbles</p>	<p>Later</p> <p>Child goes up/down a ladder</p>	<p>Later</p> <p>Child uses number word.</p>	<p>Later</p> 

World wonders
Toddler Lesson Plans





Teachers <i>Eric & Ashley</i>		Week of <i>8/5/2019</i>			
	Monday	Tuesday	Wednesday	Thursday	Friday
Morning Meeting (songs, finger plays, books used this week)	<i>Good morning song ABC look at the book Alphaprints Colors book</i>				
Large Group Activity	<i>Duck, Duck, Goose</i>	<i>Talk about our favorite veggies</i>	<i>Do an obstacle course</i>	<i>Scoop water with cups and spoons.</i>	
Choice Time Additions Sensory	<i>Cotton balls & glitter</i>				
Art	<i>Pom Pom's & glitter</i>				
Dramatic Play	<i>Beech</i>				
Manipulatives:	<i>Rig Connectors</i>				
Choice time focus: What area will you be focusing on with individual children this week?	<i>work on sharing and taking turns</i>				
Special Events/Reminders		<i>Fresh Veggie Day</i>	<i>WOW Olympics</i>	<i>Last Water day of the year!</i>	

Handwritten notes on the right side of the table:
 Three arrows pointing from the Monday column to the Friday column.
 A large asterisk (*) with a bracket on the right side.
 The word "CLOSURE" written vertically in large letters.

World wonders
Small Group Lesson Plans

Teacher: Ashley		Week of: 8/5/19			
	Monday	Tuesday	Wednesday	Thursday	Friday
Small Group	Activity nesting boxes & stacking cups	Activity graph our favorite veggies	Activity Draw a picture of the obstacle course	Activity Paint Dinosaur tracks	Activity 
	Early nests or stacks four or more objects by size	Early collects objects	Early returns to where something he or she went or has played with is located	Early explores art materials	Early 
	Middle uses a measurement term	Middle groups things into two or more collections	Middle says one thing he or she did soon after the event	Middle uses art materials	Middle  
	Later directly compares or orders things based on measurements measurable attributes using words like same, or first, last, etc.	Later represents information (data) in concrete ways	Later recalls three or more things that he or she did and/or the details of something that happened	Later notices an unintended result and says what it looks like	Later 

World wonders
Small Group Lesson Plans

Teacher: <u>Eric</u>		Week of: <u>8/5/19</u>			
	Monday	Tuesday	Wednesday	Thursday	Friday
Small Group	<p>Activity</p> <p>Pattern Magnetic Tiles</p>	<p>Activity</p> <p>Make a collage of vegetables and talk about the benefits of eating our veggies</p>	<p>Activity</p> <p>Toss balls into a basket</p>	<p>Activity</p> <p>Splotch painting</p>	<p>Activity</p> 
	<p>Early</p> <p>Child gathers three or more objects</p>	<p>Early</p> <p>Child collects objects</p>	<p>Early</p> <p>Child repeats an action, even when it isn't working, to solve a problem</p>	<p>Early</p> <p>Child explores art materials</p>	<p>Early</p> 
	<p>Middle</p> <p>Child lines up three or more objects one after another</p>	<p>Middle</p> <p>Child groups things into two or more collections</p>	<p>Middle</p> <p>Child asks for help in solving a problem with materials</p>	<p>Middle</p> <p>Child uses art materials</p>	<p>Middle</p> 
	<p>Later</p> <p>Child recognizes, copies, or extends an existing simple pattern (such as ABABAB or AABBAABB)</p>	<p>Later</p> <p>Child represents information in concrete ways</p>	<p>Later</p> <p>Child verbally identifies a problem with materials</p>	<p>Later</p> <p>Child notices unintended result and says what it looks like</p>	<p>Later</p> 

World Wonders
Toddler Lesson Plans

Teachers Taelor + Lacy		Week of 8/5/2019			
	Monday	Tuesday	Wednesday	Thursday	Friday
Morning Meeting (songs, finger plays, books used this week)	Songs- ABC's, Tiny Turtle Where are you, who took the cookie from the cookie jar? Books- Mama and Theres a bear in my chair!	Tiny Turtle, itsy Bitsy Spider, Mommy Finger	itsy Bitsy Spider, Mommy Finger	Mommy Finger	the First book,
Large Group Activity	Drawing a picture for our friend sitting beside me 😊	Playing I-spy in one area of the room.	Farm animal washing station - in soapy water	Mixing different colors of paint in a bag, guessing the new color	Coloring the first letters of our name + hanging them up 😊
Choice Time Additions Sensory	Carwash with large transportation vehicles Playing in the string/buttons sensory bin				
Art	Coloring with crayons and painting pictures				
Dramatic Play	Selling food to the community at the farmers market 😊				
Manipulatives:	Playing with legos and building tall towers				
Choice time focus: What area will you be focusing on with individual children this week?	What is healthy for each individual and also what is not. (ex. fruit + veggies v.s candy + icecream all day)				
Special Events/Reminders		Fresh Veggie Day	WOW Olympics	Last Water day of the year!	

Lesson plans are due Thursday

World of Readers
Small Group Lesson Plans

Teacher: LACY M.		Week of: 8/5/19			
	Monday	Tuesday	Wednesday	Thursday	Friday
Small Group Bentley Brittany Dominic Lei Jataleigh Parker	Activity Design your own stickers with markers or crayons.	Activity Decorate your own veggie pictures	Activity Indoor bowling with cups	Activity Painting circles with cups	Activity Dance Party with friends
	Early Child uses his/her small muscles with moderate control.	Early Child uses art materials to build, make discrete marks, or to mold or flatten.	Early Child walks/runs while navigating around people or objects or marches	Early Child explores art materials - cups and paint	Early Child moves actively to music
	Middle Child manipulates small objects with dexterity and precision.	Middle Child uses art materials, notices an unintended result, and says what it looks like.	Middle Child jumps with both feet off the ground or gallops.	Middle Child uses art materials to build, make discrete marks, or to mold or flatten	Middle Child names and does a movement
	Later Child uses a tripod grasp to write or draw a letter, number, or closed shape.	Later Child makes simple representations with a few details.	Later Child strikes a large moving object with his/her hands or feet.	Later Child uses art materials, notices an unintended result, and says what it looks like.	Later Child maintains a steady beat for at least eight beats

World of Readers
Small Group Lesson Plans

Teacher: Talor		Week of: 8/5			
	Monday	Tuesday	Wednesday	Thursday	Friday
Small Group Eli Bramley Talanta Winn Larson David Vella	Activity Play hopscotch	Activity Make shapes out of play-dough	Activity Practice Counting With goldfish	Activity Talk about our favorite colors + draw with them + graph	Activity Animal flashcards- what are they + what sound do they make
	Early goes up & down a ladder, run while navigating around people & objects	Early Fits an object into an opening that is the correct size	Early Uses a number word or rote counts	Early Child collects objects	Early Child responds to a sound in the environment
	Middle Jumps with both feet	Middle Child moves themselves or objects in response to a simple position or direction word.	Middle Child consistently counts up to ten objects	Middle Child groups things into two or more collections	Middle Child makes the sound of an animal
	Later strikes a large moving object with hand or foot	Later Child recognizes and names 2-D shapes	Later Child identifies 4 or more single-digit numerals.	Later Child represents data in concrete ways	Later Child repeats or joins in saying parts of simple rhymes

World of Wonders
Preschool, Pre-K Lesson Plans

Teachers		HOLLY				
Week of		8/5/2019				
		Monday	Tuesday	Wednesday	Thursday	Friday
Morning Meeting (songs, topics, new materials, etc. May repeat throughout week)		god morning song talk about the weather count boys, girls, + whole class ask questions Q: what do you want to do	song to call kids over the weather + whole class Q: favorite animal	talk about birds and act out what they do Q: favorite movie	act out the chicken dance Q: weather safety	Read book as class dance
Large Group Activity		play duck, duck, goose	act out the bear hunt song	talk about birds and act out what they do	act out the chicken dance	have a jumping contest of who can jump the farthest
Work time Additions		1. beads + yarn 2. lous + bears				
Sensory (additional items added this area)		markers + stencils				
Dramatic Play		doctor + cop dress up				
Literacy Area (1 new activity a week)		alphabet dinos				
Math/Science		make playdough				
Special Events/Reminders		fresh vegetable day	Fresh vegetable Day!	Wow Olympics!	Last Water Day!	Closecl!

Lesson plans are due Thursday
Please include 4 COR items a week marked with a (C)

World of Wonders
Small Group Lesson Plans

Teacher:		Week of: 8 8-5-2019			
	Monday	Tuesday	Wednesday	Thursday	Friday
Small Group	<p>Activity</p> <p>D. play an emotion flashcard game</p>	<p>U. Activity</p> <p>children measure things of choice in classroom with blocks (ie. table, cars, books)</p>	<p>O. Activity</p> <p>children play alphabet soup and try to identify letters</p>	<p>CC. Activity</p> <p>putting things like soap and food coloring into water and predicting what will happen</p>	<p>X. Activity</p> <p>use markers to draw animal masks on paper plates</p>
	<p>Early</p> <p>child names emotions</p>	<p>Early</p> <p>child nests or stacks four or more objects by size</p>	<p>Early</p> <p>child says or signs a letter</p>	<p>Early</p> <p>child uses trial and error to investigate a material itself and/or an idea</p>	<p>Early</p> <p>child uses art materials to build discrete marks, or to mold or flatten</p>
	<p>Middle</p> <p>child explains the reason behind an emotion</p>	<p>Middle</p> <p>child uses a measurement term</p>	<p>Middle</p> <p>child identifies a letter</p>	<p>Middle</p> <p>child describes a change in an object or situation</p>	<p>Middle</p> <p>child uses art materials, notices an unintended result, and says what it looks like</p>
	<p>Later</p> <p>child tries to at first control how they express emotions but then resorts to physical expression</p>	<p>Later</p> <p>child directly compares or orders things based on measurable attributes</p>	<p>Later</p> <p>child identifies 10 or more letters</p>	<p>Later</p> <p>child makes a verbal prediction at random</p>	<p>later</p> <p>child makes simple representations w/ few details</p>

World Orders
Preschool, Pre-K Lesson Plans

Teachers <i>Miss Allison & Miss Kayla</i>		Week of <i>8/5/2019</i>			
	Monday	Tuesday	Wednesday	Thursday	Friday
Morning Meeting (songs, topics, new materials, etc. May repeat throughout week)	<i>3 Rules Letter of the week Day's of the week Ask about what they did last night:</i>				<i>Closed</i> ↓
Large Group Activity	<i>Five Senses Chart matching / asking class.</i>	<i>Butterfly hunt around the room.</i>	<i>Leap like a frog to lilly pads.</i>	<i>Farm animal sounds</i>	<i>Brain bursts (introduce)</i>
Work time Additions Sensory	Popcicle sticks <i>popcicle sticks & making</i>				
Art (additional items added to this area)	<i>cut & paste with paper with pipe cleaners</i>				
Dramatic Play	<i>Restaurant</i>				
Literacy Area (1 new activity a week)	<i>Fishing for letters</i>				
Math/Science	<i>Counting & stacking blocks</i>				
Special Events/Reminders		<i>Fresh Veggie Day</i>	<i>WOW Olumpics</i>		<i>Last Water day of the year!</i>



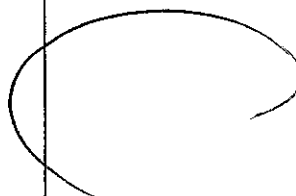
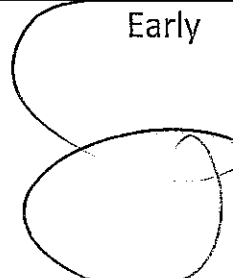
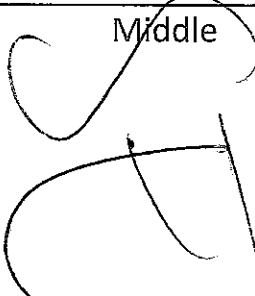
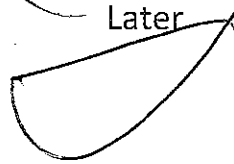
Lesson plans are due Thursday



World o. nders
Small Group Lesson Plans

Teacher: Miss Allison & Miss Kayla		Week of: 8/5/19			
	Monday	Tuesday	Wednesday	Thursday	Friday
Small Group	<p>Activity</p> <p>Itsy bitsy Spider Climbed Up the Water Spout</p>	<p>Activity</p> <p>popsicle Stick Super heroes</p>	<p>Activity</p> <p>Paper plate Cats. Decorate your own Kitty.</p>	<p>Activity</p> <p>Humpty Dumpty bandaid & Story</p>	<p>Activity</p> <p><u>Closed</u></p>
	<p>Early</p> <p>Child uses uses art materials to build.</p>	<p>Early</p> <p>Child says or sings a letter.</p>	<p>Early</p> <p>Child uses a number word or route counts.</p>	<p>Early</p> <p>Child "reads" a picture by labeling what he or she sees.</p>	<p>Early</p>
	<p>Middle</p> <p>Child uses art materials, notices an unintended result.</p>	<p>Middle</p> <p>Child identi- fies a letter.</p>	<p>Middle</p> <p>Child counts up to 10 objects.</p>	<p>Middle</p> <p>Child identifies what a common symbol represents.</p>	<p>Middle</p>
	<p>Later</p> <p>Child makes simple representations of letters.</p>	<p>Later</p> <p>Child identifies 10 or more letters.</p>	<p>Later</p> <p>Child identifies four or more single-digit numerals.</p>	<p>Later</p> <p>Child identifies what a common symbol represents.</p>	<p>Later</p>

World of Wonders
Small Group Lesson Plans

Teacher: MS. Kayla		Week of: 8/5/19			
	Monday	Tuesday	Wednesday	Thursday	Friday
Small Group	<p>Activity</p> <p>Diy Touch and Feel Shapes with pipe cleaners</p>	<p>Activity</p> <p>Ten Apples up on top counting and stacking</p>	<p>Activity</p> <p>Paper plate flowers</p>	<p>Activity</p> <p>Pattern with unifix cubes</p>	<p>Activity</p> 
	<p>Early</p> <p>Child moves him or herself or objects in response to a simple position or direction word.</p>	<p>Early</p> <p>Child uses a number word or rote counts.</p>	<p>Early</p> <p>Child uses art materials to build make discrete marks or to mold or flatten.</p>	<p>Early</p> <p>Child lines up three or more objects one after another.</p>	<p>Early</p> 
	<p>Middle</p> <p>Child recognizes and names two dimensional shapes (circle, triangle square rectangle)</p>	<p>Middle</p> <p>Child recognizes and names child consistently counts (with one to one correspondence up to 10 objects</p>	<p>Middle</p> <p>Child uses art materials notices an unintended result and says what it looks like.</p>	<p>Middle</p> <p>Child recognizes copies or extends an existing simple pattern such as (ABAB or AABBBAA)</p>	<p>Middle</p> 
	<p>Later</p> <p>Child transform (composes or decomposes) shapes and identifies the resulting shapes.</p>	<p>Later</p> <p>Child identifies four or more single digit numerals.</p>	<p>Later</p> <p>Child makes simple representations with a few details.</p>	<p>Later</p> <p>Child creates a unique (not copied) simple pattern with at least three repeats.</p>	<p>Later</p> 

World Connections
 Preschool, Pre-K Lesson Plans

Teachers Ms. Katelyn + Ms. Angie		Week of 8/5/2019			
	Monday	Tuesday	Wednesday	Thursday	Friday
Morning Meeting (songs, topics, new materials, etc. May repeat throughout week)	Calendar Counting Weather Days of the week Song Story				
Large Group Activity	Musical Pictures - Draw pictures - Switch papers when music stops	Graphing our favorite veggies	Racing in the gym	Playing Catch with water balls	Shape matching game
Work time Additions	Sand + dinosaurs				
Sensory	Water Color paints, Tissue paper				
Art (additional items added to this area)	Flower Shop				
Dramatic Play	Letter puzzles				
Literacy Area (1 new activity a week)	POP + Add game, Drawing shapes with stencils				
Math/Science					
Special Events/Reminders		Fresh Veggie Day	WOW Olympics	Last Water day of the year!	

Lesson plans are due Thursday


World c Jonders
Small Group Lesson Plans

Teacher: Ms. Angie Breazek		Week of: August 5 th - 9 th			
	Monday 5 th	Tuesday 6 th	Wednesday 7 th	Thursday 8 th	Friday 9 th
Small Group	Activity (6.6.) Putting together a puzzle of a map and discussing where we live.	Activity (AA.) Vegetable Shop Pretend play. (vegetable toys, play money + register)	Activity (P.) Reading The BOB Books.	Activity (J.) Putting small stickers along different types or lines (example - zigzag lines)	Activity (I.) Going Outside to Kick the Ball around.
	Early (3.) Child uses symbols to help retrieve or to put away materials.	Early (3.) Child pretends by using words and actions to take on a role of a character or animate figure.	Early (3.) Child identifies what a common symbol represents.	Early (3.) Child uses small muscles with moderate control.	Early (3.) Child walks up and down stairs using alternating feet.
	Middle (4.) Child reads a simple familiar map.	Middle (4.) Child engages in repetitive pretend play.	Middle (4.) Child reads two or more words.	Middle (4.) Child manipulates small objects with dexterity.	Middle (4.) Child strikes a large moving object.
	Later (5.) Child knows how to navigate around a building.	Later (5.) Child plays with other children stepping out of pretend play to give directions.	Later (5.) Child reads three or more words.	Later (5.) Child uses a tri-pod grasp.	Later (5.) Child skips for eight or more repetitions.

World of Wonders
Small Group Lesson Plans








Teacher: Ms. Katelyn		Week of: 8-5-19			
	Monday	Tuesday	Wednesday	Thursday	Friday
Small Group	Activity (T) Making shapes using Popsicle sticks + tape	Activity (J) Children will thread paper straws on pipe cleaners to make a snake.	Activity (X) Bubble painting.	Activity (W) Graphing our Hair Colors	Activity (R) Reading + Writing simple words on white boards
	Early (4) Child transforms shapes + identifies the resulting shape.	Early (4) Child manipulates small objects with dexterity + precision	Early (4) Simple rep w/ few details	Early (4) Child reps info in abstract ways	Early Child writes 5 or more recognizable letters or numbers
	Middle (5) Child describes what a shape is	Middle (5) Child uses tripod grasp to write or draw a letter numeral or closed shape	Middle (5) Complex rep with many details	Middle (5) Child interprets info from a rep	Middle Combines letters to form words for a purpose
	Later (6) Child makes 3 dimensional shape.	Later (6) Child performs precise actions involving opposing hand movements	Later (6) Notices how art features connect to feelings + ideas.	Later (6) Child applies info from a rep	Later Writes a sentence, separating words w/ spaces

World of Readers
School Aged Lesson Plans

Teachers <i>Tosha + Lexi</i>		Week of <i>8/5/2019</i>				
	Monday	Tuesday	Wednesday	Thursday	Friday	
Morning Meeting <i>Discuss Classroom rules, daily schedule. Joke/middle of the day</i>						
Large Group Activity	<i>Students will enjoy a game of Heads up 7 up</i>	<i>Students will enjoy Cold Wind blows</i>	<i>Students will enjoy a field trip to COSI</i>	<i>Students will enjoy playing the parachute game</i>	<i>WOW IS CLOSED</i>	
Work time Additions	<i>Switch out Sensory bins</i>					
Sensory	<i>New coloring book pages</i>					
Art (additional items added to this area)	<i>Continuing to work on things for schoolhouse</i>					
Dramatic Play	<i>Add world Almanac for kids</i>					
Literacy Area (1 new activity a week)	<i>Add geometric shapes.</i>					
Science/math	<i>Add mineral and science kit.</i>					
Special Events/Reminders	<i>No Field Trip</i>	<i>Battelle Darby Creek metro park. 12:30-2:30 Fresh Veggie Day</i>	<i>COSI 9:00-3:30 \$12 WOW Olympics</i>	<i>Marysville Public Library and Park 12:15-2:30</i>	<i>WOW IS CLOSED</i>	

Lesson plans are due Thursday

World of Readers
Small Group Lesson Plans

Teacher: Lexi		Week of: August 5 th 2019			
	Monday	Tuesday ^{park}	Wednesday ^{cosi}	Thursday ^{library}	Friday
Small Group	<p>Activity</p> <p>Students will enjoy making a friendship bracelet for a friend.</p>	<p>Activity</p> <p>Students will enjoy designing their own bug/insect.</p>	<p>Activity</p> <p>Students will enjoy a field trip to COSI</p>	<p>Activity</p> <p>Students will write thank you letters to the library.</p>	<p>Activity</p> 
	<p>Early</p> <p>Students will gather all of the material they will need.</p>	<p>Early</p> <p>Students will think of their own kind of bug/insect.</p>	<p>Early</p> 	<p>Early</p> <p>Students will write a personalized letter to the library.</p>	<p>Early</p> 
	<p>Middle</p> <p>Students will think of a friend to make a bracelet for.</p>	<p>Middle</p> <p>Students will draw/color their new creations.</p>	<p>Middle</p> 	<p>Middle</p> <p>Students will learn how to properly sign/write a letter.</p>	<p>Middle</p> 
	<p>Later</p> <p>Students will put together a special bracelet for their friend.</p>	<p>Later</p> <p>Students will show everyone their new bug/insect and make up a name.</p>	<p>Later</p> 	<p>Later</p> <p>Students will give their letters to the library on our fieldtrip.</p>	<p>Later</p> 

World of Orders
Small Group Lesson Plans

Teacher: <u>Tosha</u>		Week of: <u>8/05/2019</u>			
	Monday	Tuesday	Wednesday	Thursday	Friday
Small Group	<p>Activity</p> <p>Friendship Day!! Write a nice letter to a friend + make friendship bracelets</p>	<p>Activity</p> <p>Make bug boxes</p>	<p>Activity</p> <p>Field Trip</p>	<p>Activity</p> <p>Thank You cards to the Mansville Public Library</p>	<p>Activity</p> <p>CLOSED</p>
	<p>Early</p> <p>Child will need help from teacher in order to complete letter and bracelet.</p>	<p>Early</p> <p>Child can handle materials and help with construction.</p>	<p>Early</p>	<p>Early</p> <p>Child will need little help to complete project.</p>	<p>Early</p>
	<p>Middle</p> <p>Child will be able to complete letter and bracelet with little help.</p>	<p>Middle</p> <p>Child can construct project with little help.</p>	<p>Middle</p>	<p>Middle</p> <p>Child will be able to complete project without help from teacher.</p>	<p>Middle</p>
	<p>Later</p> <p>Child can complete both letter and bracelet with little help.</p>	<p>Later</p> <p>Child can make the project once instructions are given.</p>	<p>Later</p>	<p>Later</p>	<p>Later</p>