



Since 1948

*Exploring the wonderful world of beekeeping together***The Bee Buzzer***Monthly publication of the***Northeastern Kansas Beekeepers' Association**

VOLUME 71, NUMBER 1 EDITOR: MATTHEW MERZ - JANUARY 2019

General Meeting

Monday, January 14th (7:00 p.m.)

Douglas County Fairgrounds Bldg 21N

2110 Harper St, Lawrence KS

Main Program: *Bee Communication - Bees communicate through a variety of means sharing information about their world with their sisters.*

Understanding the bees can help you become a better beekeeper -

Presentation by Becky Tipton

Directions: The address is 2110 Harper St. It is easily accessible from 23rd Street, turn north on Harper Street and it is just a few blocks. We are in Building 21 North which will be on your left you turn into the fairgrounds.

My First Newsletter! Thank you Joli for all the great newsletters. I have big shoes to fill in my upcoming newsletters. First I would like to thank the club for electing me as the new NEKBA editor. There has been quite the culmination of events from where I started to where I am now. Many of the beekeepers that that are on the board or well known in the club are a representation of my success. All of them, from the start, have answered any and all questions I presented to them (Many of which can be found on Facebook if you do some digging).

My beekeeping started in the Spring of 2010 when I went with my father to pickup a package of bees from Joli & Cecil. I was just tagging along to see three pounds of bees. At this point I

did not know anything about bees, the NEKBA club, or beekeeping in general. My father did manage to get some honey from his first package; however they did not survive the winter. This was most likely due to combination of low stores and mites that we had not a clue about at this point. Sadly my father passed away, but I inherited all the equipment plus the drive to become a better beekeeper.

Ironically enough I would see many of the members of NEKBA either representing the club at fairs or farmers markets. I would engage them with many questions about becoming a beekeeper.

In the early spring of 2014 and I purchased two nucs from a local beekeeper (Anthony's Beehive) and put them in the equipment that was left over from my father's brief time in beekeeping. This first year I had no expectation of honey but was always ecstatic to do every inspection.

Spring of 2015 came early and my bees built up and did what any strong colony does with optimum care and resources...Swarm! At that point, I knew what they were doing but much too late to prevent it. Not until later would I realize that prevention would also equal more hives.

The following Spring I was ready for the swarm response. I was armed with information from Wicwas Press Books that I had purchased:


- [Increase Essentials](#) – Lawrence John Connor
- [Bee Equipment Essentials](#) – Ed Simon
- [Queen Rearing Essentials](#) – Lawrence John Connor

These books helped me become a better beekeeper. I could build my own equipment and increase my hive numbers without being reliant on buying new bees. I had also attended a conference that Larry Connor was a part of and attended the KHPA meeting that was in Pittsburg KS (Home of my Alma Mater).

Now fast forwarding to today, there have been many swarms that I have caught, a few rounds of queens that I have created/raised, lost a few hives, and learned so much. I know I am just on the edge of beekeeping and I am starting my 6th year. Much more on my beekeeping in my Beekeeper Highlight 20 questions later in the newsletter.

Beelines

By President Steve Messbarger



Merry Christmas and Happy New Year to all. I hope everyone had a safe and happy holiday. This is the start of a new beekeeping year and its starting off to be a cold one. We had some mild weather for a couple of weeks which gives us a chance to check on our colonies and see what they might need. Some of mine need supplement feeding, so this is a time I put on fondant. There seems to be some questions on feeding and methods. There nothing wrong with winter feeding if you feel your bees need it. I install fondant on my colonies just to be sure they don't starve when we get a long cold snap. Some other ways to feed is to put feeder jars on top the frames above the cluster. This method you need an extra empty hive body and a two to one sugar syrup. Also you can put a zip lock bag with sugar water in on top of the frames of bees. This method you can fill the bag half full of sugar water then lay it on top of frames and make a small slit on top. Word of caution don't over fill the bag or it will run out and drown you bees.

These cold winter days, are a good time to decide what your goals are for next year. Are you going to make splits, nucs , get packages ,or raise your own queens, just to mention a few. I try to do that and then check on what equipment I will need for the upcoming year. Most of the supply companies are

putting on some bargains, on equipment you might need, so take advantage of the cheaper prices. I just got done cleaning out some dead out hives and replacing old foundation, probably the nastiest job in beekeeping. So it's best to get ahead of the game now, then scramble late, trying to get caught up.


If you haven't renewed your membership, now is the time. We also are missing a lot of books that haven't been brought back to our library. If you have some of our books please return them so other members can check them out.

A lot coming up with the beginners beekeeping class and fun days, so if you can help out, please step up and volunteer. It takes a lot of effort to pull these events off.

I'm sure Chad has another great presentation coming up at the next meeting. Hope to see everyone there as we always have a good time.


As always Bees first,
Steve Messbarger

Books for Beekeepers




[Increase Essentials](#)
Lawrence John Connor

[Bee Equipment Essentials](#)
Ed Simon



[BeeCabulary Essentials](#)
Andrew Connor



[Queen Rearing Essentials](#)
Lawrence John Connor

Beekeeper Highlight – Matthew Merz 20Q

1. Where are you located? Olathe KS (Very close to downtown)
2. How long have you been a beekeeper? This will be the start of my 6th year
3. Why did you become a beekeeper? Beekeeping fascinated me and it was something my late father enjoyed.
4. How many hives did you start with? 2
5. How many do you have now? The number fluctuates between 12-20.
6. How many pounds of honey did you produce last year? Almost 500 pounds.
7. What other products do you make? I have tried flavored honey and lotion bars.
8. What is your hardest part of beekeeping? Timing my beekeeping with nature and record keeping.
9. How often do you get stung? Most of the time I go unscathed. Generally once a month.
10. Do you have bees in more than one place? I have a majority of my bees at my house and one lonely hive at my mother in laws house close to K7.
11. Do you have any other hobbies? I used to be an aquarist and keep fish. At one point I had three different fish tanks and have kept freshwater and saltwater fish.
12. Does any of your family help with bees/bee business? My wife is my rock in this hobby.

There are many times I can be very scatter brained about selling products from my hives.

13. What is your favorite food that includes honey? Any kind of tea with honey. (Mint, Roobios, Green, Black, Earl Grey, Peach, Tea+Honey...yes please!)
14. Have you ever caught a swarm? At first I let them fly. Since my first swarm I have let them fly. Since then I have caught many swarms from front yards, back yards, on farms, I have even done a cut out from the nose of a RV.
15. What is your favorite thing about keeping bees? I love that it is always a learning experience. You can always improve your beekeeping and adapt what you do from year to year.
16. What's the dumbest thing you have done as a beekeeper? Let bees clean out wet supers. What an uncontrollable mob of bees! I'm a urban beekeeper. This also sets them in a frenzy to look for more food, which in my experience caused some robbing.
17. Have you ever been out of the state for a bee meeting? Not yet. One day I would like to go to either ABF or AHPA annual meetings. Apimondia is also on my wish list.
18. What is your favorite beekeeping book? Increase Essentials by Lawrence John Connor
19. What is your favorite tool? I like the J hook tool. It's easier to pop frames loose in my opinion.
20. What is one thing you would have like known before started beekeeping? About my local club (NEKBA). I learned so much from going to our meetings.

Membership Renewal: Club membership runs from January to January so now is the time for members to renew their membership. You can either fill out the membership form from our website NEKBA.org or join online or fill out the membership form in this Buzzer and either send it Robert Burns or bring it to the meeting. Consider taking the 2 magazines too—American Bee Journal and Bee Culture.

Library News

It was brought to our attention that there is a large number of books that are still checked out. Members, please, the library belongs to everyone please check at home to make sure that you do not have any books checked out. Many of you got an email or a postcard about your books that were last checked out to you.



2019 Meeting Dates

Meetings are held at the Douglas County Fairgrounds at 2110 Harper St. It is easily accessible from 23rd Street, turn north on Harper Street and it is just a few blocks. We are in Building 21 North which will be on your left you turn into the fairgrounds. Unless otherwise stated.

- Monday, January 14th (Second Monday)
- Monday, February 18th
- Sunday's, March 3 & 10 New beekeeper class
- Monday, March 18th
- Monday, April 15th
- Monday, May 20th
- Saturday, June 1st Funday
- Monday, June 17th
- Monday, July 15th
- Monday, August 19th
- Monday, September 16th
- Monday, October 21st
- Monday, November 18th
- Monday, December 16th

Upcoming Events – Mark your Calendars:

- **Sunday's March 3 & 10 2019 NEKBA Beekeeping class for 2019 Dr. Juliana Rangel from Texas A&M will present on March 10th Lawrence KS**
- **Friday and Saturday March 8 & 9 2019 Kansas Honey Producers Meeting, Lawrence KS**


- **Dr. Juliana Rangel from Texas A&M and Jerry Hayes, now with Vita Bee Health but previously the Chief of Apiary inspection in Florida and with Dadant and Sons**
- **Saturday June 1st 2019 Funday Guests include Randy Oliver from Scientific Beekeeping, Katie Lee from the University of MN Bee Squad, Dr. Judy Wu-Smart from the University of Nebraska Extension, Dr. Matthew Smart and Dr. Marion Ellis retired from University of Nebraska Extension.**
- **September 8-12 2019 Apimondia, Montreal Canada. After September 12 there will be tours for those that wish to go on them. This international beekeeping meeting will be excellent. Cecil and I attended the one in Vancouver in 1999 and it was quite an event. If you think you are interested you can go to apimondia2019.com for more information.**
- **October 18 & 19 2019 Kansas Honey Producers Meeting, Wichita KS**

Tips for January:

- Begin your recordkeeping for 2019; calendars are already ½ price so get one that you can write on. Vow to keep track of when different plants bloom in your area, if you fed, how your bees did, if you replaced any equipment etc.
- Check a beekeeping book out at the library
- Build or repair any equipment
- Order your queens and package bees as soon as possible
- Check the lids on your hives; make sure they have a heavy rock or a cement block on top. We have had some fierce winds this winter.
- Plan next year's garden to include some nectar producing plants that have not been treated with neonicotinoids.
- Review your successes and challenges from last year
- Remove dead-outs and clean or store any equipment
- Attend bee meetings and beekeeping classes- bring a friend with you to get them started this year!

- Check food stores in your hives
- Plan to attend the Kansas Honey Producers Meeting in Lawrence KS, on Friday and Saturday March 8 & 9 2019. Dr. Juliana Rangel from Texas A&M and Jerry Hayes, now with Vita Bee Health but previously the Chief of Apiary inspection in Florida and with Dadant and Sons.
- Renew your membership, send in your dues—you can do it online now by going to nekba.org

Honey Plants



Cheryl Burkhead

Thank you, Jo Patrick, our previous Honey Plants Vice President, for your very informative and timely articles in *The Buzzer*. I learned so much from your monthly contributions to the newsletter. As I look back over several years of Honey Plant submissions by you and Rose Lee, I've concluded that I have big shoes to fill!

One of the great winter pleasures of gardeners is planning and dreaming about what to grow next season. As I sit indoors on this cold and rainy day, I find myself perusing a seed catalog over a cup of coffee. After a long and very dry summer, I'm thankful for the rain and have a renewed sense of hope for this spring.

I had the privilege of speaking at The Kansas Honey Producer's Fall Meeting in October regarding best pollinator plants for our area. Perhaps one of the biggest "footprints" we can make on our landscapes is to plant a tree. Trees tend to live much longer than our shrubs and perennials and provide a much larger area for the bees to forage. I'd like to encourage each of you to plant a pollinator-friendly tree this year to provide pollen, nectar, or both. Consider Maple, Willow, Linden, Locust, Tulip Tree, Serviceberry, and Black Gum.

Examine your own landscapes and make a plan to provide more bee-friendly habitat. When you are planning your pollinator landscape; keep

these things in mind:

1) Plant for a succession of bloom from Spring through Fall to create an ongoing "pollinator buffet". Plant at least 3 different food sources for every season.

2) Skip hybrids or double flowered plants—they have little if any nectar or pollen.

3) Emphasize native plants to support pollinators; for instance, providing milkweed for our Monarchs. Native plants are more drought tolerant so make sure to incorporate them into your landscape.

4) Plant a diverse array of plants of different flower shapes, sizes, and colors.

5) Maximize floral targets to make it easier for pollinators to find. Plant floral varieties in groups to provide big areas of the same flower. Honey bees exhibit floral fidelity which means they visit only one kind of flower on any given foraging trip. This is what makes them great pollinators for crops, as they'll work the same flower all day long. Help them to be more efficient by planting a sizable amount of a single plant species!

6) Provide nesting sites for our native bee species. Don't be so quick to clean up your fall flower beds. Leave some hollow stems and leaves for nesting sites.

7) Eliminate chemical pesticides, herbicides, and fungicides.

8) Reduce, Rethink, or Replace the Green Desert (your lawn). Consider expanding your garden areas to reduce the lawn. Mow less often and at a higher setting as to not cut off the dandelion and clover that is blooming. I'm planting a small area of my lawn into a pollinator meadow this year. Most native seeds require some cold stratification (subjecting them to cold and moist conditions) before germination can occur so I dormant seeded in late November. Consider low maintenance alternatives (eco-lawn) to conventional grass lawns.

Our bee pastures are continuously shrinking due to current Agricultural practices and Urbanization. Imagine what a difference we could make if we could get everyone in our community to plant just a few pollinator-friendly plants. Hopefully you can influence others about the importance of

providing nutritional sources of pollen and nectar for our bees and other pollinators. Providing diverse pollen and nectar sources is better for the bees than having them feed on mono-cultural crops.

If you need plant ideas for Zone 6, I'd recommend several websites: www.pollinator.org, www.wildflower.org, www.xerces.org, and www.prairestarflowers.com. I would also recommend Peter Lindtner's book, *Garden Plants for Honey Bees*. His book takes you on a month by month account of available pollen and nectar plants and makes recommendations for bee pasture in your own apiary. This book is available in our NEKBA library. For those of you interested in native seed mixes, there are several companies right here in Kansas; www.tri-starseed.com (Spring Hill), www.sharpseed.com (Healy), www.feyhfarmland.com (Alma), and www.gostarseed.com (Osborne), to name a few.

Every winter I have the best of intentions to curl up in a chair with a great bee book or magazine. Here it is already January and our first pollen sources will be arriving in February (Silver Maples and Willows). For those of you, like myself, who find yourselves with little time to read, check out the *Pollination* podcast from the Oregon State University Extension Service. www.agsci.oregonstate.edu.

I find it more convenient to listen and learn while driving, cleaning house, exercising, or doing other various activities. They have "stories from researchers, land managers and concerned citizens who are making bold strides to improve the health of pollinators". Of special interest is **Episode 28: Urban Landscapes for People and Pollinators** with Al Shay. Additional episodes which relate to Pollinator landscapes & habitats are Episodes:

Control, are not good goals in my opinion. If setting such a goal, I would recommend having multiple goals that lead to the same result. For example, if I wanted to extract 600 lbs of honey this year, I would need the equipment and bees to produce



14,34,52,63,75,77,78. You can either listen online through their website or subscribe and listen on Apple Podcasts. It's free! Happy planting!

Birds in the Beeyard



Two weekends ago Joli and Cecil dropped off the copy machine (so...heavy) that we use to print off all the lovely copies of the newsletter. As Joli and Cecil were leaving we heard a Great Horned Owl hooting to its hearts delight. What a cool sight! They said that many owls nest and start to lay eggs in the winter. I found out from Wikipedia, they do this while the nights are long as it increases their chances for finding food to feed the young chicks.

Set a GOAL!

I attribute much of my success in beekeeping to setting a goal every year. I always set a goal that I can control such as the number of hives I manage for the year, building more equipment, raising many of my own queens, creating new hive products, attending more meetings. This year my goal will be, to start fall/winter of 2019 with 15 full size hives and at least 10 nucs that I over winter. A goal such as a specific honey crop amount is hard to accomplish because of the weather factor. Goals that are dependent on something you cannot control this amount of honey. Adding the additional equipment and hive numbers would be a better goal and the outcome from those added goals would most likely result in your higher honey yield.

NORTHEASTERN KS BEEKEEPERS' ASSOC. 2019 MEMBERSHIP APPLICATION

NAME _____

ADDRESS _____

CITY _____ STATE _____ ZIP+4 _____

PHONE _____ Email address _____

I would like to receive the newsletter, *The Buzzer*, by email Yes _____ No _____

Membership Northeastern KS Beekeepers per year (July.-Dec. \$7.50) \$15.00 _____

Additional family members wanting voting rights \$1.00 per person \$1.00 _____

Additional Family member's names _____

(Youth Membership (18 years of age or under) \$7.50 _____

Membership for Kansas Honey Producers Assn. \$15.00 _____

American Bee Journal 1 year \$24.00 _____

Bee Culture Magazine 1 year \$25.00 _____

Scholarship Donation _____

Total _____

Make checks payable to: NEKBA or Northeastern Kansas Beekeepers Assn.

Mail To: Robert Burns, 7601 W 54th Terr., Shawnee Mission KS 66202 913-481-3504 email rburnshoney@gmail.com

Now you can pay online at WWW.NEKBA.ORG

MENTORING-SWEET PRAIRIE HONEY

Have a Master Beekeeper come help you at your bee hive. I have an EAS and a Mid-West Master Beekeeper certificate. Evaluating your hives after winter, installing package bees, requeening, making splits, or a one on one lesson at your bee hive are just some of the things we can do. After each visit I will leave you with a written evaluation sheet from each hive we go through. Call or text Kristi Sanderson at 913-768-4961 or email sandersonk09@gmail.com for pricing and appointment times.

HEARTLAND HONEY & BEEKEEPING SUPPLIES

We no longer sell bee supplies but will still have package bees and queens. Joli Winer/Cecil Sweeney, Heartland Honey, 19201 S Clare Rd. Spring Hill KS 66083. (913) 856-8356. joli@heartlandhoney.com

FISHER'S BEE SUPPLIES

We carry a complete line of beekeeping supplies. We have woodenware, smokers, containers, foundation, beekeeping books, extractors, queens and package bees. We also have extractors for rent. We will trade wax for supplies. Our hours are: 1:00 - 5:00pm Monday - Friday and Saturday after 8:30am. Please call before coming to make sure we are here. ED FISHER 4005 N.E. 132nd Street, Smithville MO 64089 816-532-4698

DRAPER'S SUPER BEE

We offer fast and courteous service to all beekeepers. We only sell containers, pollen and honey for those who run short. Order is shipped the same day as received in most cases. Free catalog available on request. Pick up orders at our warehouse must be pre-ordered and picked up by appt only. Business Hours: Mon.-Thur. 8-5; closed from 12-1. Brenda and Larry Draper, DRAPER'S SUPER BEE; 914 S St. Auburn NE 68305 PHONE: (402) 274-3725.

THE HAWLEY HONEY COMPANY

For Sale: White Clover honey strained in 5 gallon buckets. We will pack it in your jars for an extra fee. Bee equipment, new and used. Jars, foundation, bears, comb honey, used extractors. Bees: frames of brood . Corn syrup or sugar by the 5 gallon bucket or barrel. *If you need it, we probably have what you want.* 3-frame nucs of solid brood comb of foundation (frames of even exchange) with MN Hygienic queens for \$119.00 each Raymond Cooper, 220 N Elm, Iola KS 66749. Call: 620-365-5956 after 8:00 p.m.

JORDY'S HONEY

Beekeepers.com is your local Kansas City Bee Company. We carry a full line of Beekeeping Supplies, Bees and Queens. Visit our web site Beekeepers.com for your all your beekeeping supplies. Go to our Web Site BeePackages.com to order your Bee Packages and QueenBees.com to order your Queens. We are available by appointment Monday-Friday 9:00-5:00 and weekends. Robert Hughes, 12333 Wedd Street, Overland Park, KS 66213, 913-681-5777 or email RobertLHughes2000@yahoo.com

COTTIN'S HARDWARE & RENTAL

We stock a full line of beekeeping equipment manufactured by Harvest Lane Honey, Little Giant, and Bug Baffler. Products include hives, supers, frames, foundation, extractors, tools, and protective apparel. We carry beekeeping supplies year-round! Our hours are Monday-Friday 7:30-6:00, Saturday 8:00-5:00, and Sunday 10:00-5:00. 1832 Massachusetts St., Lawrence, KS 66044. PHONE: 785-843-2981 <http://www.cottinshardware.com/>

GOLDEN PRAIRIE HONEY FARMS & SAVE FARM AGRICULTURAL TRAINING PROGRAM

Our active duty & veteran students learn skills in woodworking & metal work by building beekeeping equipment, while learning beekeeping & honey production in our apiaries and extracting kitchen. We sell beekeeping supplies, containers, bottled & bulk honey. A Charitable, Educational Non-Profit, 501C3, Proceeds go back into the training program. Hours Mon - Fri, 9-4, closed Fridays in Winter. Please call ahead. Golden Prairie Honey Farms, 8859 Green Valley Dr., Ste 4, Manhattan, KS 66502 Phone: (785) 370-3642 Email gphfarms@gmail.com. Or order online at goldenprairiehoney.com

THE BEE STORE

We carry a complete line of bee supplies, along with honey and honey related products that we produce here in the store. We also offer beginning beekeeping classes, queens, bees, and feed. Located in Lawrence at 23rd and Louisiana in The Malls shopping center (a few doors west of Westlake Ace Hardware). We are open Tuesday to Saturday, 1pm to 6 pm, Sundays, 2 pm-5 pm and 4:30-6:30 on Mondays when there is a NEKBA meeting in Lawrence. Phone 762-BEE-HIVE. website: www.AnthonysBeehive.com.

This Association does not endorse nor evaluate the advertisements, products or services offered in the Buzzer

Northeastern Kansas Beekeepers Association
Robert Burns, Treasurer
7601 W 54th Terr
Shawnee Mission KS 66202

Address Service Requested

Meeting

Monday, January 14th 2019

The Northeastern Kansas Beekeepers' Association

Membership is open to anyone who is interested in bees or bee culture. Dues are \$15.00 per calendar year (December 31-December 31) for the first in the family joining. Those joining in July or later in the year may pay \$7.50 for ½ year. Additional members of that family wanting voting privileges shall be assessed dues at \$1.00 per year. Youth memberships (18 years of age and younger) are \$7.50 per year. New memberships and renewals should be submitted to the treasurer.

The *Bee Buzzer* is the official publication of the Northeastern Kansas Beekeepers' Association, Inc. and is published monthly. Commercial ads are accepted in the newsletter for a fee, non-commercial ads by paid members are accepted & are free.

The library of the association is free to all members. Books may be checked out at the meetings and kept for a period of 30 days. The bee publications, *The American Bee Journal* and *Bee Culture* can be subscribed for through the treasurer.

The Association meets each month on the third Monday at 7:00 p.m. except during the month of January. A beekeeping class is held in March. This is a nonprofit organization; elected officers serve without pay. Everyone is invited to attend the meeting. Check *The Buzzer* or our website at NEKBA.ORG each month for the actual date, time and location. If the weather is bad call an officer or check the www.NEKBA.org website to find out if the meeting will be held.

2018 Officers

President: Steve Messbarger, 9802 S Burr Oak Circle, De Soto KS 66018 - Smessbarger55@gmail.com	913-226-2849
1st VP: (youth scholarship) Joli Winer, 19201 S. Clare Rd. Spring Hill KS 66083- youthscholarships@nekba.org	913-593-3562
2nd VP (Librarian): Ed Darlington, 2804 E 174th St., Belton, MO 64012 - edarlington@kc.rr.com	816-331-4934
3rd VP (Honey Plants): Cheryl Burkhead, 4521 SE 61st St., Berryton, KS 66409 cbfritz@aol.com	785-224-9077
Secretary: Sara Murry 20785 S Walker Rd., Spring Hill, KS 66083 - smmurry6@gmail.com	913-530-2441
Treasurer: Robert Burns, 7601 W 54 th Terr., Shawnee Mission KS 66202 - rburnshoney@gmail.com	913-481-3504
Program Chair: Chad Gilliland, 23338 Kissinger Rd, Leavenworth, KS 66028 - nexttonaturefarm@gmail.com	785 491-1978
Military/Veteran Chair: Andy Nowachek, 10921 W 91 st Terr, Shawnee Mission KS awn@everestkc.net	913-438-5397
Editor: Matthew Merz, 709 N Pine St, Olathe, KS 66061 merzzzzhoney@gmail.com	785-230-1505
Webmaster: Robert Burns, 7601 W 54 th Terr., Shawnee Mission KS 66202 rburnshoney@gmail.com	913-481-3504

Visit our Website at NEKBA.org