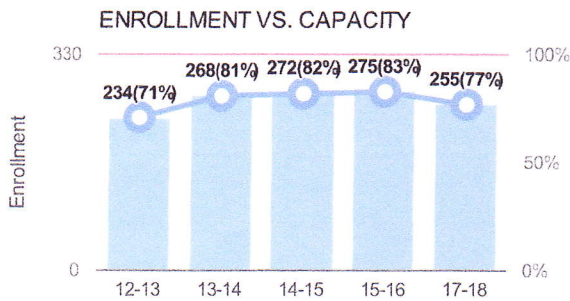


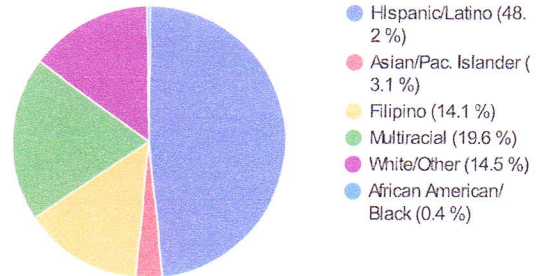
DATA SNAPSHOT REPORT

STUDENT PROFILE *Who are the students we serve?*

5% eligible for free and reduced price lunch  
1% English language learners  
95% Catholic  
60% applied to Catholic high schools  
60% graduates attending Catholic high schools

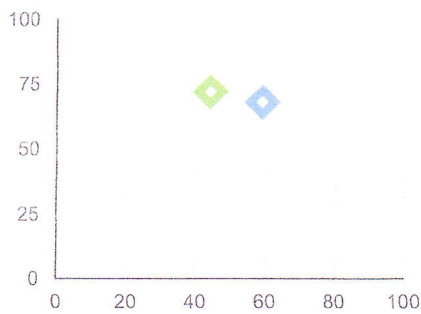


STUDENT DEMOGRAPHICS: RACE



STUDENT ACHIEVEMENT AND GROWTH

*Is the school meeting the vision for academic excellence?*  
*Are our students making progress?*



READING

MATH

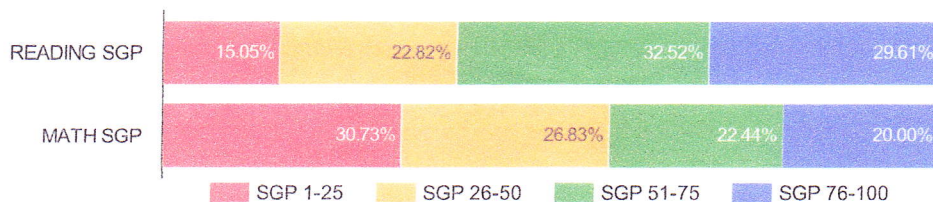
MEDIAN PR: 68  
MEDIAN SGP: 59

MEDIAN PR: 72  
MEDIAN SGP: 44

*Above Average Growth*  
*Above ADLA Benchmark*

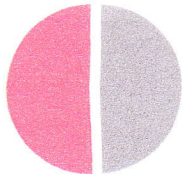
*Below Average Growth*  
*Above ADLA Benchmark*

Student Growth (SGP)



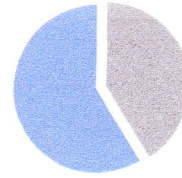
# STUDENT ACHIEVEMENT AND GROWTH (CONT.)

## READING



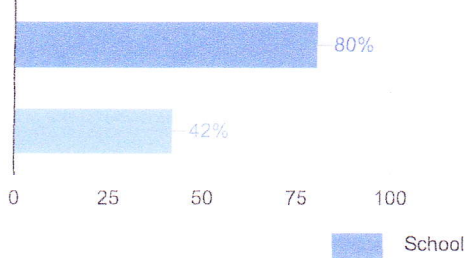
**51%**  
AT/ABOVE  
ADLA BENCHMARK  
PR  $\geq$  65

## MATH

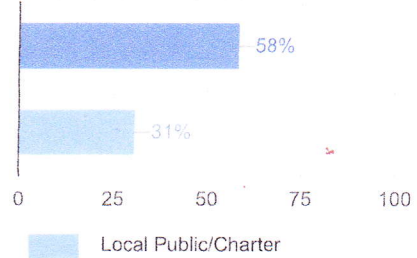


**59%**  
AT/ABOVE  
ADLA BENCHMARK  
PR  $\geq$  65

PROJECTED STATE TEST  
PROFICIENCY: READING



PROJECTED STATE TEST  
PROFICIENCY: MATH



Local public/charter school data from California Department of Education (CDE) California Assessment of Student Performance and Progress (CAASSPP)



**96%**  
PROBABLE READERS  
(3RD GRADE)