

RHINEBECK REPUBLICAN REFLECTIONS

Rhinebeck Republican Committee Newsletter - July 2016



CONTENTS

- BREXIT
- Dutchess County Republican Committee
- Collusion
- Voter Turnout
- Health Care Reform - National and New York
- 100 Years of Government Growth
- Student Loans
- RRC Announcement
- Government Jobs and Compensation
- Scorecard - Health Care
- Tax Cap - Is It Working In Rhinebeck?

"Our economy and society depend on most people feeling the system is working for them. But a growing sense of powerlessness in all aspects of our lives – as workers, consumers, and voters – is convincing most people the system is working only for those at the top." - Robert Reich

BREXIT



The people voted to take their country back and Great Britain declared its independence from the European Union elite. Britain's borders will be controlled. British businesses will regain their economic liberty. British courts won't be overruled by the European Court of Justice. Britain's Parliament will retake control of legislation and self-determination will be returned to the British people.

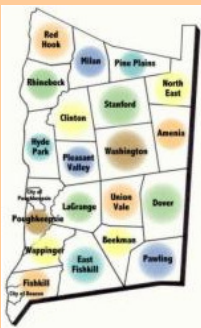
RESTOREUS



We can learn from the Brits and take steps to restore our country's:

- separation of powers and the limitation of powers as intended in the Constitution;
- purpose, powers and rule of law in each political subdivision.

The American people are tired of the sluggish economy, wasted taxes, vulnerability to radicals, corruption, lies, and failed liberal policies. In 1776 our forefathers declared that the days of the British elite were numbered. Today, American and British sentiment is that the days are numbered for the elite progressives, elite politicians, elite corporations, elite lobbyists and open borders.



What is the Dutchess County Republican Committee?

The County Committee is the core of the Republican Party of Dutchess County, New York. County Committee members are responsible for providing access to the ballot for our Republican candidates as well as the bulk of the ground operations that get them elected each fall. Each member is assigned to a specific Election District within their Assembly District which they help represent in meetings of the full County Committee.


These individuals circulate nominating petitions for our candidates and act as leaders in their election districts. Members attend the annual county convention where we select our candidates for the elections in the fall and it is the membership who elects our executive board members who represent Dutchess County with the State and National Republican Committees.

Executive Committee

- Michael TJ McCormack, Chair
- Glenn C. Carey, 1st Vice Chair
- Stephen J. Reverri Jr., 2nd VC
- Theresa M. Hoffman, Secretary
- Donna Shea, Treasurer

Collusion [kuh-loo-zuh n] Noun (according to Dictionary.com):

1. a secret agreement, especially for fraudulent or treacherous purposes; conspiracy.
2. a secret understanding between two or more persons to gain something illegally, to defraud another of his or her rights, or to appear as adversaries though in agreement.



A few months ago we learned that collusion was probably working in New York State when it was announced that NYC Mayor De Blasio was being investigated for campaign finance violations including sending \$273,750 to Terry Gipson's failed state senatorial re-election bid. It seems as if NYC Democrat elite were trying to buy influence in Albany.

Earlier this month we learned from *The Washington Examiner* that "Agents told the New York Post that they "believe there was an inside deal put in place" after Attorney General Loretta Lynch met privately with former President Bill Clinton just days ahead of the FBI's announcement that its year-long probe had ended. Investigators were reportedly forced to sign unusually extensive nondisclosure agreements that would prevent them from speaking publicly about the investigation of Hillary Clinton's private email use." It seems as if Democrat elite and their minions are above the law of the land.

Last weekend WikiLeaks unveiled the probable collusion between the DNC, Clinton campaign and major media outlets. The DNC email seems to indicate that the Democrat elite conspired to fraudulently discredit Bernie Sanders and Donald Trump.

So, it seems that the Democrat elite are adept at collusion. They are using collusion to ignore the laws of American society and dump on the Constitution. It also seems that much of the media are complicit in that they censor and spin information to protect the Democrat elite.

RHINEBECK REPUBLICAN REFLECTIONS

Rhinebeck Republican Committee Newsletter - July 2016



It is never too late to be what you might have been. - George Eliot

VOTER TURNOUT - 19th Congressional District Primary

The June 28th primary decided who the Democrat and Republican candidates will be to replace Congressman Chris Gibson. The district covers 4 partial counties and 7 whole counties. 268,066 people were eligible to vote, but only 31,370 did. 50.3% of the eligible voters were Republicans and 49.7% were Democrats. 10.7% of the Republicans voted while 12.7% of the Democrats voted. So, had this been a party line vote, the Democrats would have won 54.1% to 45.9% even though the Republicans had more eligible voters.

In Dutchess County, 52.1% of eligible voters were Republicans but only 48.9% of the turnout was Republican. Again, in a party line vote the Democrats would have won.

HEALTH CARE REFORM - \$1.2 to \$1.5 TRILLION Wasted!

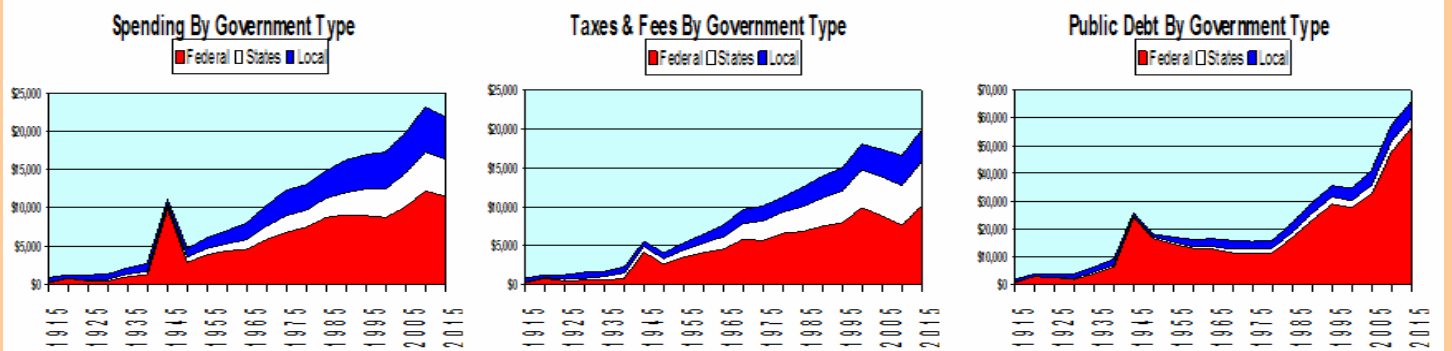
16 of 23 health care co-ops created under Obamacare have collapsed. Compared to several other industrialized nations, Americans pay much more for health care but we don't live as long. The U.S. per capita health care costs were 180% of comparable countries in 2010 and 192% in 2014. If we emulated the best practices of comparable countries, we could keep more money in our pockets and still wipe out the national deficit in 10 years. The details can be found at the end of this newsletter. New York's state and local health care spending was \$22.9 BILLION (or 55%) more than the national average in 2014.



100 YEARS OF GOVERNMENT GROWTH -

The American economy is projected to grow at less than 3% in 2016. The population keeps growing by 1 person every 12 seconds per the U.S. Census Bureau. To maintain the 2015 per capita standard of living and government cost structures, the economy will have to grow 16% or \$2.9 trillion dollars in 2016. Well, it isn't going to happen.

Our economy in 2015, when normalized for inflation, is 20 times larger than it was in 1915. Our governments are 24 times larger, our taxes and fees are 25 times higher, and our public debt is 33 times greater.

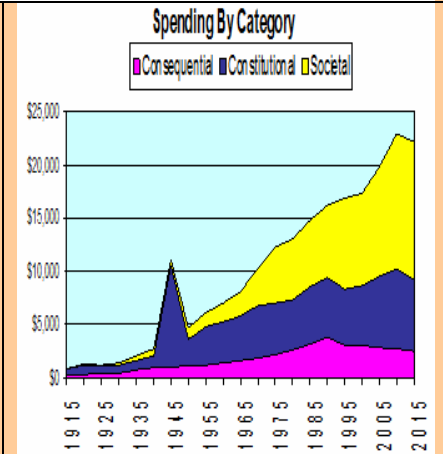


The U.S. has lunged towards socialism, or communism, over the past seven and a half years. Well meant social programs begun in the 60's have been hijacked, mismanaged and warped by progressive elites that seek to make the majority of people dependent on, and controlled by, government.

Government spending for Constitutional purposes has been relatively flat given the wars and conflicts that have occurred. Consequential spending, such as debt service and disaster relief, has been relatively flat as well. However, societal spending, such as entitlements, has escalated at an alarming pace and we now have more people than ever before dependent on the government.

The U.S.S.R. caused the deaths of over 100 million people before it collapsed under the cost of government and an unsustainable communist ideology. Everybody was dependent upon the government, everybody was subject to the whims a few Communist elite, government resources were used against people who didn't agree with the elite, and the media was controlled by the government.

QUESTION OF THE MONTH: Shall the U.S.A., as it was intended, perish from the face of the earth or shall we return to a government of the people, by the people and for the people?



RHINEBECK REPUBLICAN REFLECTIONS

Rhinebeck Republican Committee Newsletter - July 2016



STUDENT LOANS

A new report from the Heritage Foundation points out that the federal government is now managing 93% of student loan debt. Taxpayers pick up the tab for loan forgiveness programs and borrower defaults. The report noted that the average full-time college student spends less than 2.8 hours per day on education related activities. In contrast, the average full-time high school student spends more than 4.3 hours per day on education related activities. It's no wonder that degrees are taking so long to complete. Read this and other reports at www.heritage.org.

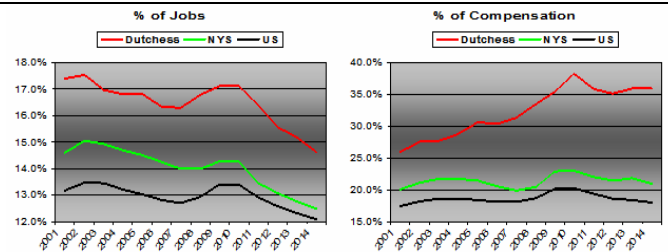
RRC ANNOUNCEMENT - There are numerous organizations that monitor federal and state government. However, there are few to none that perform similar functions at the local level. We have a great deal of talent and experience on the Rhinebeck Republican Committee. As such, we have started three panels to look into and advise on issues and concerns that directly affect Rhinebeck:

1. Rule of Law Panel is composed of attorneys who will delve into legal compliance and constitutional legitimacy of government actions;
2. Public Safety Panel is composed of law enforcement professionals, firefighters and rescue personnel who will assess safety and security exposures in the community;
3. Government Efficiency Panel is composed of seasoned public and private sector managers who will look at the effectiveness and efficiency of governmental services and infrastructure as well as environmental concerns.

COMPENSATION TRENDS - Overall, Public sector jobs offer better compensation than do private sector jobs. The ratio of public sector jobs to compensation in 2014 was:

- U.S. - 12.1% of jobs received 17.9% of compensation
- N.Y. State - 12.5% of jobs received 20.9% of compensation
- Dutchess County - 14.6% of jobs received 35.9% of compensation

The value of the benefits portion of compensation tends to be more lucrative for public sector jobs. This is why many governments are requiring employees to pay a modest portion of their benefit costs.



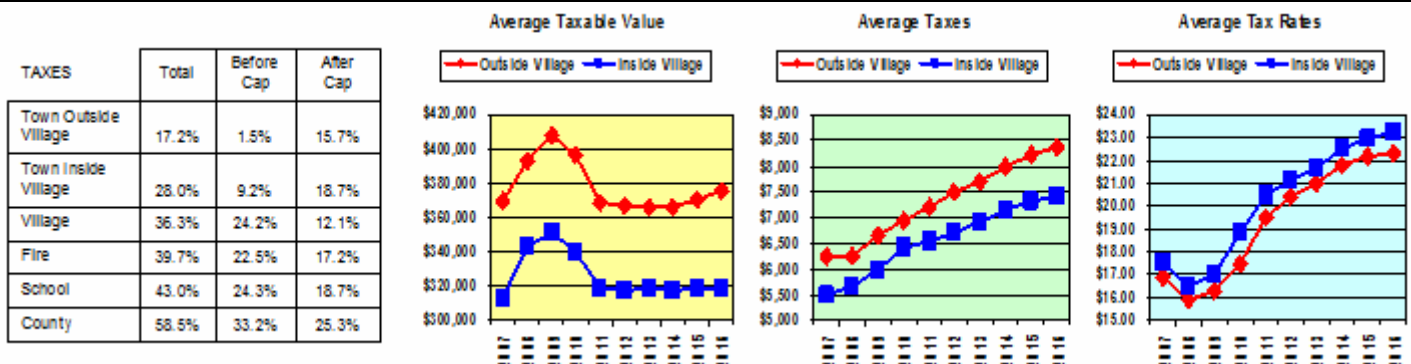
SCORECARD - The scoring criteria is: GOOD if the performance of a government is at least 5% better than the comparison, FAIR if within +/- 5%, POOR when worse by 5% or more. Ratings in the scorecard are indicators of probability and not absolutes. The scorecard from Health Care is:

TOPIC	FACTOR(s)	BASIS	U.S.	N.Y. State
Health Care	Government Spending	Per Capita	POOR	POOR

It looks like we need to:

- Implement meaningful reforms in the insurance and pharmaceutical industries;
- Leverage medical coded databases to understand what are and then negotiate reasonable and necessary costs for critical procedures;
- Learn from other countries that are far more efficient and effective than we are.

TAX CAP - IS IT WORKING IN RHINEBECK? - Over the last 10 years taxes went up 41% outside of the village and 46% inside. The increases have been smaller after the cap was initiated for the Village, Fire, School, and County governments. The Town had begun cutting taxes before the cap was initiated. Rhinebeck's property values have held up better than many other areas in the county. As such, County increases and to lesser degrees School and Fire increases reflect tax burden shifting to Rhinebeck. So, it seems that the cap is working although not to the extent that is possible. Cooperation among 10 taxing authorities would be needed to achieve the potential of the cap.



RHINEBECK REPUBLICAN REFLECTIONS

Rhinebeck Republican Committee Newsletter - July 2016



CONTINUED - HEALTH CARE REFORM - \$1.2 to \$1.5 TRILLION Wasted!

Health care systems are not new to industrialized nations. In fact, most of these countries have far more experience and are much more efficient than we are. They have implemented different types of health care systems:

- **Single Payer:** The government provides public and/or private insurance for all residents (or citizens) and pays all health care expenses except for co-pays and coinsurance.
- **Two-Tier:** The government provides or mandates catastrophic or minimum insurance coverage for all citizens, while allowing the purchase of additional voluntary insurance or fee-for service care when desired.
- **Insurance Mandate:** The government mandates that all citizens purchase insurance, whether from private, public, or non-profit insurers. Insurers are barred from rejecting sick individuals, and individuals are required to purchase insurance, in order to prevent typical health care market failures from arising.

We used World Health Organization data to do some quick benchmarking of the U.S against these other countries. The U.S. system was worse than all of the other countries in life expectancy, % of GDP, and per capita expenditures as illustrated in the following table:

HEALTH INSURANCE BENCHMARKS			World Health Organization Data			Comparison to U.S.	
Country	Type of System	Year System was Established	Overall Life Expectancy	Health Expenditures as % of GDP	Total Health Expenditure per capita in US \$	Overall Life Expectancy	Total Health Expenditure per capita in US \$
Japan	Single Payer	1938	84	10.2%	\$3,966	6.3%	-56.6%
Australia	Two Tier	1975	83	9.4%	\$6,110	5.1%	-33.2%
Canada	Single Payer	1966	82	10.4%	\$5,718	3.8%	-37.5%
France	Two-Tier	1974	82	11.5%	\$4,864	3.8%	-46.8%
Germany	Insurance Mandate	1941	81	11.3%	\$5,006	2.5%	-45.3%
United Kingdom	Single Payer	1948	81	9.1%	\$3,598	2.5%	-60.7%
United States	Insurance Mandate	2014	79	17.1%	\$9,146	0.0%	0.0%

If we remake and reform our health care system with wise choices, we can potentially save about \$1.4 Trillion dollars a year. If these savings were realized, then we could wipe out the national debt in 10 years.

Type of System	Countries	Mean Health Expenditures as % of GDP	Mean Health Expenditure per capita in US \$	Difference to U.S. per capita in US \$	Potential Savings in Trillions of US \$
Single Payer	Japan, Canada, United Kingdom	9.90%	\$4,427	-\$4,719	-\$1.5
Two Tier	Australia, France	10.45%	\$5,487	-\$3,659	-\$1.2
Insurance Mandate	Germany	11.30%	\$5,006	-\$4,140	-\$1.3
Means	Benchmark Countries	10.55%	\$4,877	-\$4,269	-\$1.4

