

**Tri-County Opportunities Council
Head Start/Early Head Start Program**



**Progress of 5-Year Project Period Goals
And Targeted Objectives
2019**

Goal 1: The Tri-County Opportunities Council Head Start/Early Head Start program will strengthen its health and wellness services to maximize healthy practices, building a solid foundation for school readiness.

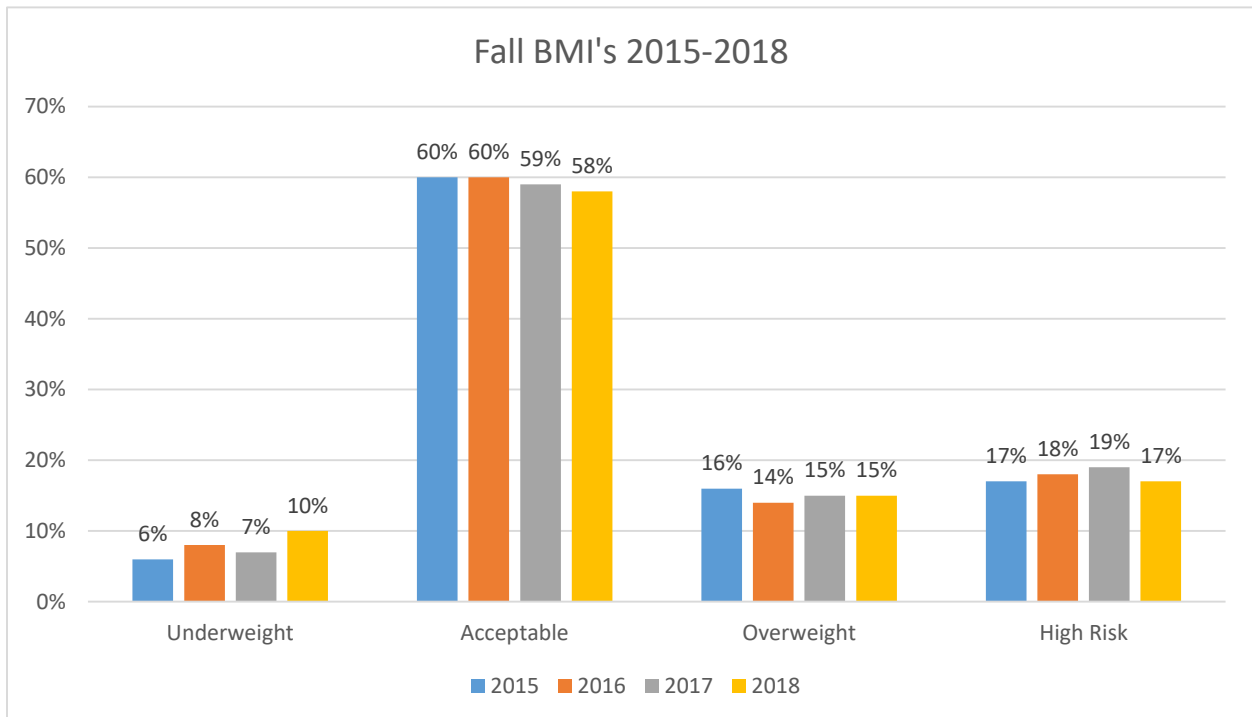
Objectives:

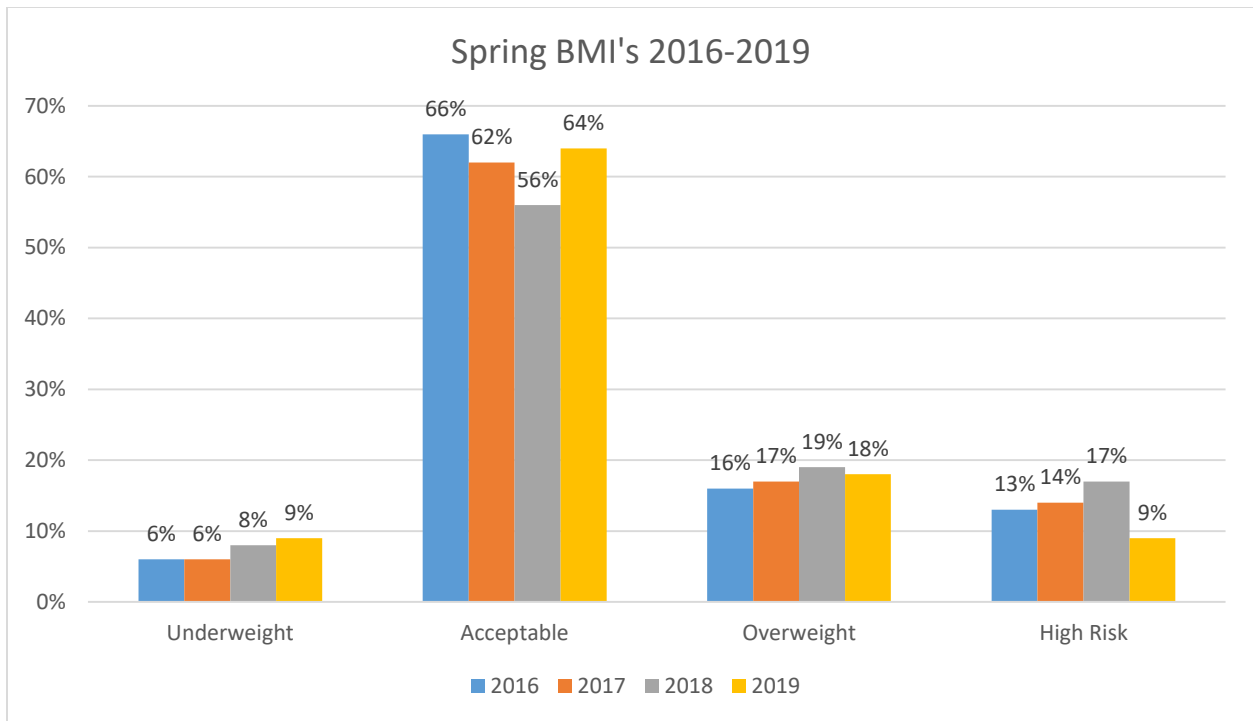
1. TCOC HS/EHS Health Family Goals will increase the number of children with acceptable BMI measurements by 5% at the end of program year 2015, 2016, 2017, 2018 and 2019
2. TCOC HS/EHS will ensure completion of Annual Physicals will increase by 3% at the end of program year 2015, 2016, 2017, 2018 and 2019
3. TCOC HS/EHS will increase mental health referral follow-up by 7% in 2015, 2016, 2017, 2018 and 2019
4. TCOC HS/EHS will decrease the negative climate in classrooms through challenging behaviors by 10% in 2015, 2016, 2017, 2018 and 2019

Completed Activities that Support Both Goals and Objectives

Objective 1: TCOC HS/EHS Health Family Goals will increase the number of children with acceptable BMI measurements by 5% at the end of program year.

The below charts show Head Start BMI percentages for Fall and Spring collections for 2015-2019 school years. Please note that year one is not reflected due to a change in the Nutrition Specialist position. Although there were some decreases and movement between BMI categories, one major obstacle during data collection was the adding and dropping of children from the program. Meaning some children may have participated in both fall and spring collections, while others may have only participated in one collection.

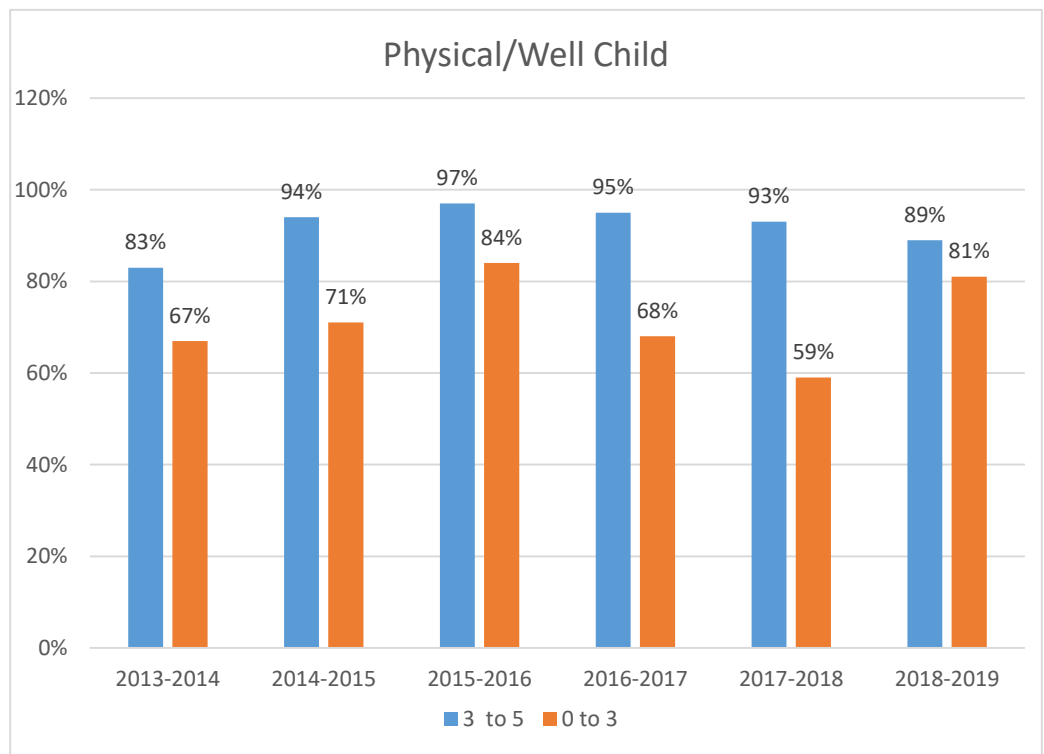




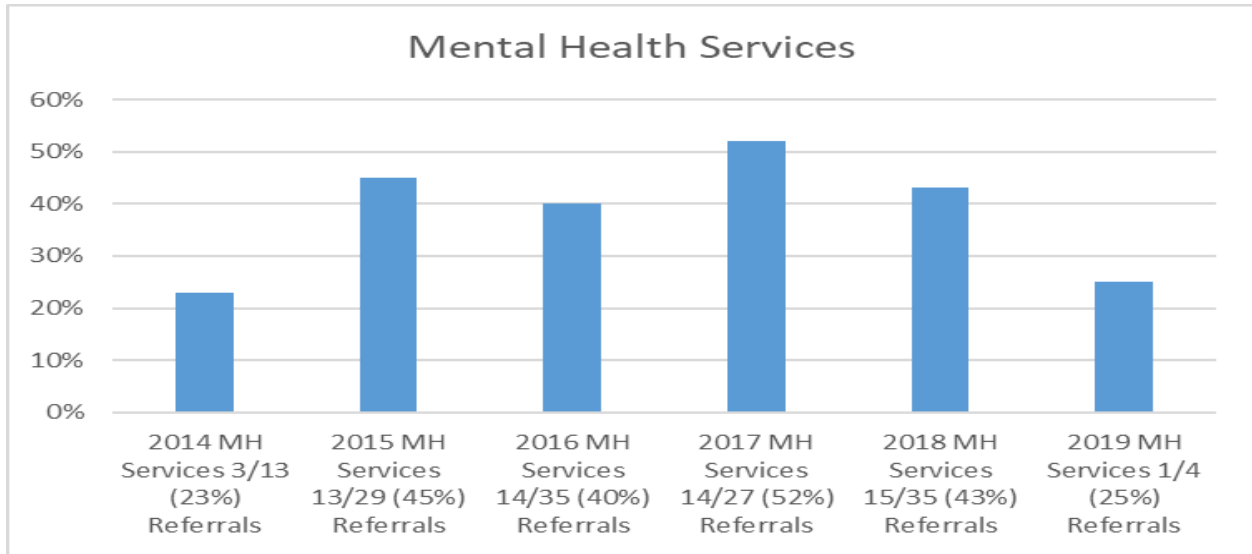
Objective 2: TCOC HS/EHS will ensure completion of Annual Physicals will increase by 3% at the end of program year.

Head Start: The goal of increasing physicals by 3% yearly was successful the first two years (with the first year increasing by 11%). The following three years continually decreased although we continued all the same procedures previously set up. In 2017, we added mailing postcards to parents in June that reminded them of the health requirement.

Early Head Start: The same trend was seen with an increase the first two years and a drop the next two years. In the last year, EHS had a 22% increase from the previous year and a 14% increase from the first year.

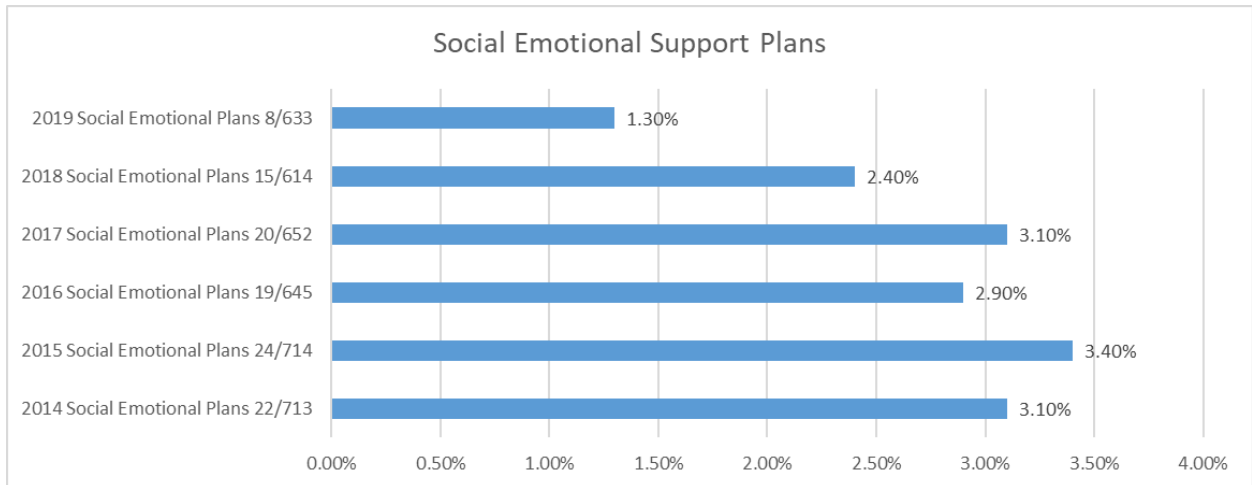


Objective 3: TCOC HS/EHS will increase mental health referral follow-up by 7%



We have worked a lot the past few years building on our mental health referral system. We have completed several training with staff and attend regular community meeting in order to build collaboration in the communities we serve. We had a transition in Mental Health services that impacted out 2019 referral numbers. We have secured Mental Health services for both our Head Start and Early Head Start Program.

Objective 4: TCOC HS/EHS will decrease the negative climate in classrooms through challenging behaviors by 10%

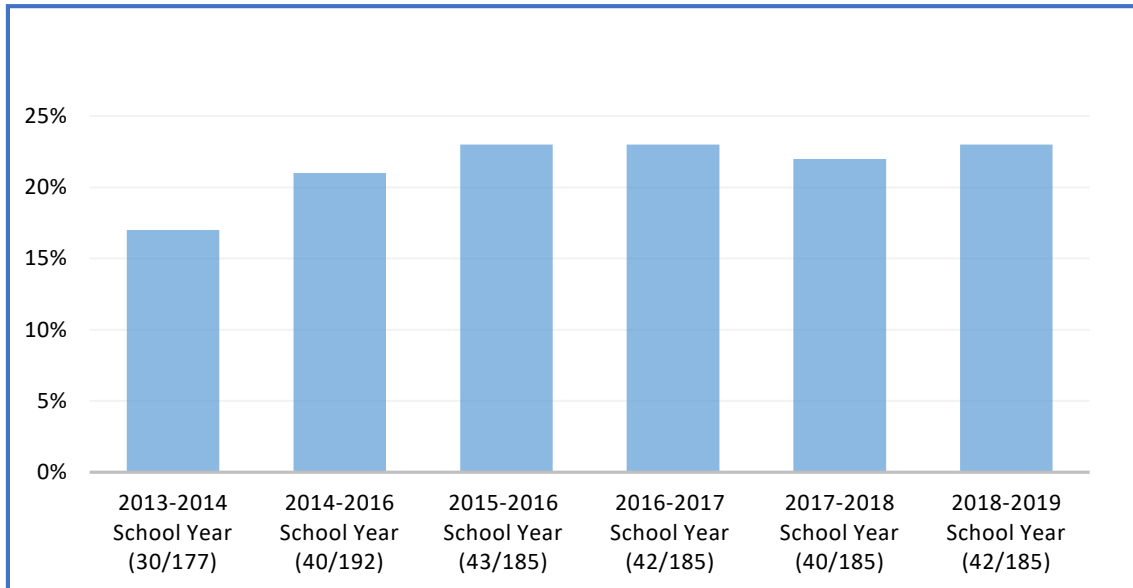


At the start of our program period in 2014 we had 22 children with Social Emotional Plans. Compared to 8 Social Emotional Plans in 2019, negative climate in classrooms through challenging behaviors have been cut by 65%.

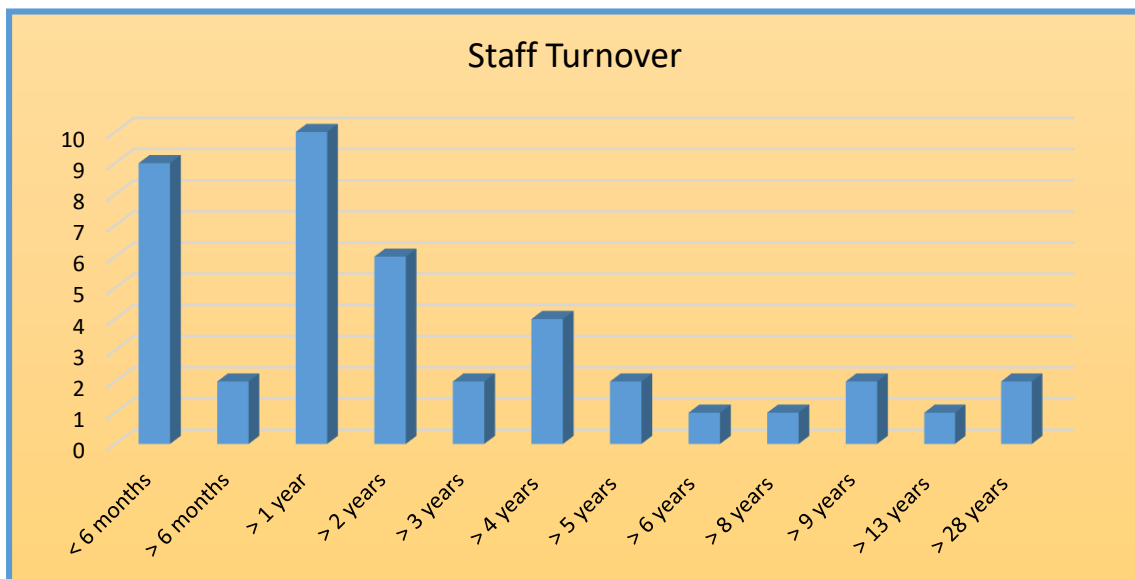
Goal 2: The Tri-County Opportunities Council Head Start/Early Head Start program will strengthen the Human Resource system.

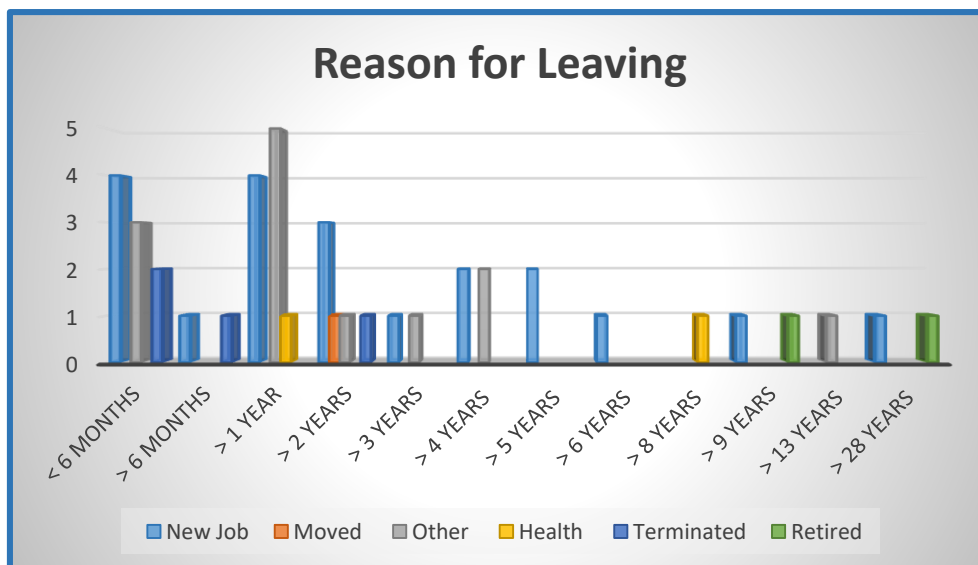
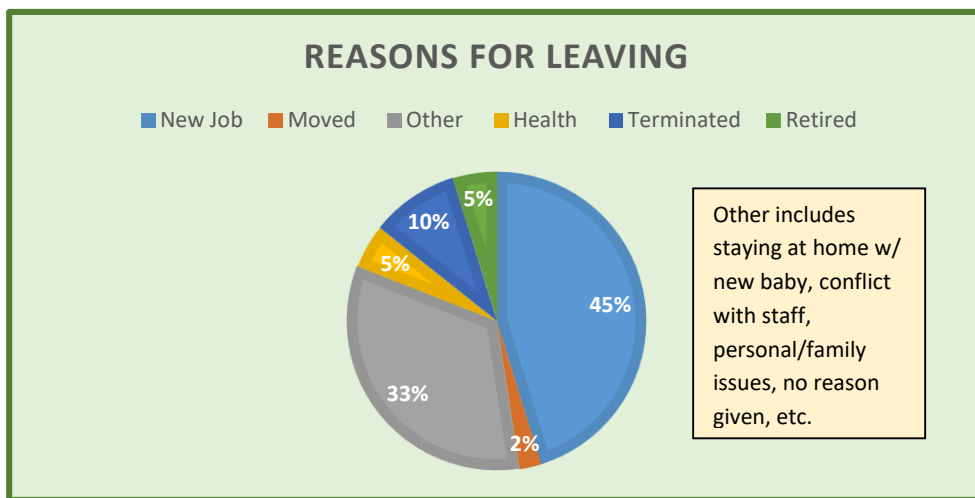
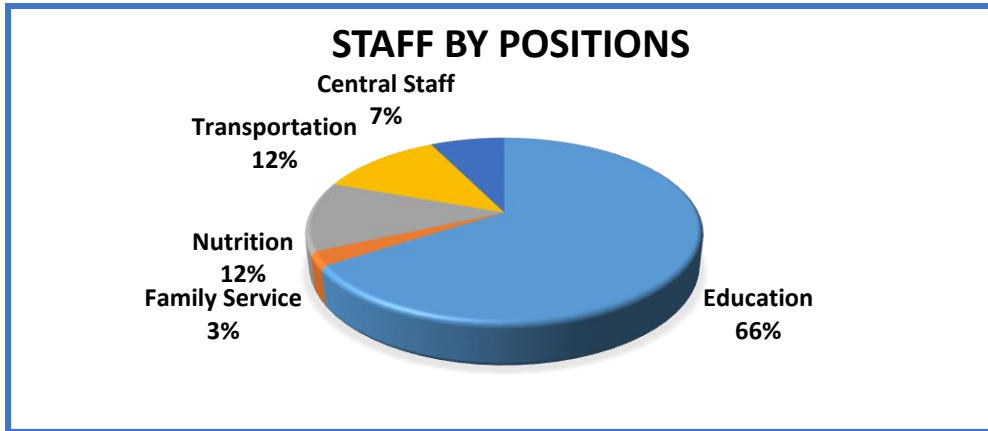
Objectives: Through the recruitment and retention of program staff TCOC EHS/HS will decrease the percentage of staff turnover by 4% at the end of program year 2015, 2016, 2017, 2018 and 2019

STAFF TURNOVER



Staff turnover has remained consistent and was at 23% for this program year. The following charts demonstrate the following: 64% left within the first 3 years of employment; 21% were employed less than 6 months; 83% left within the first 6 years of employment; 66% of those that left were education staff; 45% left to take another job.





Goal: The Tri-County Opportunities Council Head Start/Early Head Start program will enhance its educational services to improve the math skills of enrolled children to maximize their potential to enter Kindergarten with a solid foundation for educational success.

Objectives: TCOC EHS/HS will strengthen the ability of teachers, parent-child educators and program families to improve the math skills of enrolled as measured by improved scores on child assessment measures. Mathematics Outcomes will improve 5% at the end of program year 2015, 2016, 2017, 2018 and 2019

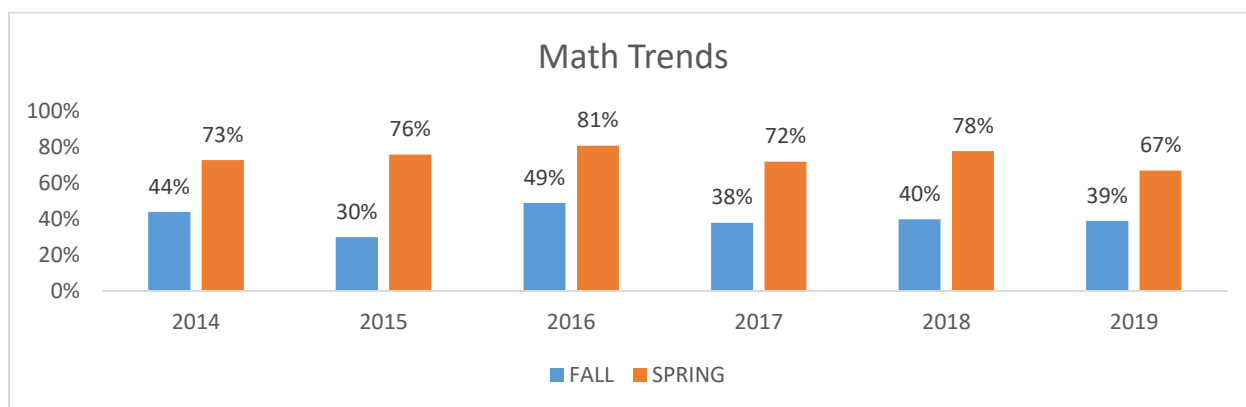


Figure A shows our Mathematics outcome results for the 2013-2014, 2014-2015, 2015-2016, 2016-2017, 2017-2018 and 2018-2019 school years.

TCOC HS/EHS has not met their Mathematics Outcome Goal for the 2018-2019 school year. While children have shown significant growth in the area of Mathematics (See **Figure B**,) they still did not reach the goal to increase Math Outcomes by 5% each year. We continue analysis of the 2018-2019 child outcomes and have identified further training needs, especially for brand new teachers. Also we've noted the need to better support teams who are short staffed or without a consistent site supervisor.

Figure B

Growth Percentage Comparison

	Social Emotional	Physical	Language	Cognitive	Literacy	Mathematics
2015-2016 School Year	26%	21%	25%	27%	29%	32%
2016-2017 School Year	27%	21%	24%	30%	30%	34%
2017-2018 School Year	23%	25%	22%	31%	26%	38%
2018-2019 School Year	18%	12%	20%	19%	23%	28%

Goal 4: The program will continually explore, analyze and offer viable options that meet the needs of program families in each community serviced by the Tri-County Opportunities Council Head Start/Early Head Start program

Objectives: Continually assess communities to better identify the needs of those families who are income and age eligible to receive program services while comparing other community options available to families and analyze data at the end of program year 2016, 2017, 2018 and 2019

Continuation Grant Application: Based on community needs, the program requested and received approval for a reduction in enrollment in the Continuation Grant Application. The reduction of 17 slots allowed the program to transition a double session classroom attending 4 days a week to a full day classroom attending 5 days a week, thus extending the amount of contact time with children from 448 hours to 1,020 hours.

TCOC Head Start School Readiness Goals 2018-2019

Approaches to Learning

1. Children demonstrate the ability to use creativity, inventiveness and imagination while they explore, play, and problem-solve through new experiences.
Goal Not Met - 83% are now meeting or exceeding widely held expectations with 15% growth
2. Children will demonstrate the ability to attend, engage in and use creativity while showing persistence at varied topics and routine as well as appropriately challenging tasks.
Goal Not Met - 79% are now meeting or exceeding widely held expectations with 15% growth
3. Children will demonstrate the ability to initiate, join in, and sustain positive interactions in group experiences.
Goal Met - 85% are now meeting or exceeding widely held expectations with 9% growth

Social/Emotional Development

1. Children will demonstrate the ability to establish positive social relationships with peers and adults
Goal Not Met - 84% are now meeting or exceeding widely held expectations with 18% growth
2. Children will demonstrate the ability to modulate and control their actions in age-appropriate ways.
Goal Met - 83% are now meeting or exceeding widely held expectations with 14% growth
3. Children will demonstrate the ability to balance their own needs with those of others in group experiences.
Goal Not Met - 80% are now meeting or exceeding widely held expectations with 7% growth
4. Children will demonstrate the ability to understand their feelings as well as those of others.
Goal Met - 84% are now meeting or exceeding widely held expectations with 17% growth

Language and Literacy

1. Children will demonstrate increasing ability to comprehend and express themselves through language.
Goal Not Met - 84% are now meeting or exceeding widely held expectations with 16% growth
2. Children will demonstrate the ability to engage with others, developing a sense of trust through an exchange of ideas, feelings and concepts.
Goal Not Met - 74% are now meeting or exceeding widely held expectations with 14% growth
3. Children will demonstrate an increasing interest in books as well as an awareness of letter sounds, recognition, print and language concepts.
Goal Not Met - 74% are now meeting or exceeding widely held expectations with 14% growth

Cognition Goals

1. Children will demonstrate increasing interest in counting and comprehension that numbers represent quantities and have ordinal properties (numbers words represent a rank order, particular size, or position in a list).
Goal Not Met - 69% are now meeting or exceeding widely held expectations with 21% growth

2. Children will demonstrate the ability to engage in everyday experiences to identify shapes, compare, relate, and pattern.

Goal Not Met - 71% are now meeting or exceeding widely held expectations with 18% growth

Perceptual Motor and Physical Goals

1. Children demonstrate a developing pattern around safe practices and healthy self-care routines.

Goal Met - 83% are now meeting or exceeding widely held expectations with 19% growth

2. Children will demonstrate increasing ability to control large muscles

Goal Met - 88% are now meeting or exceeding widely held expectations with 8% growth

3. Children will demonstrate increasing ability to control small muscles

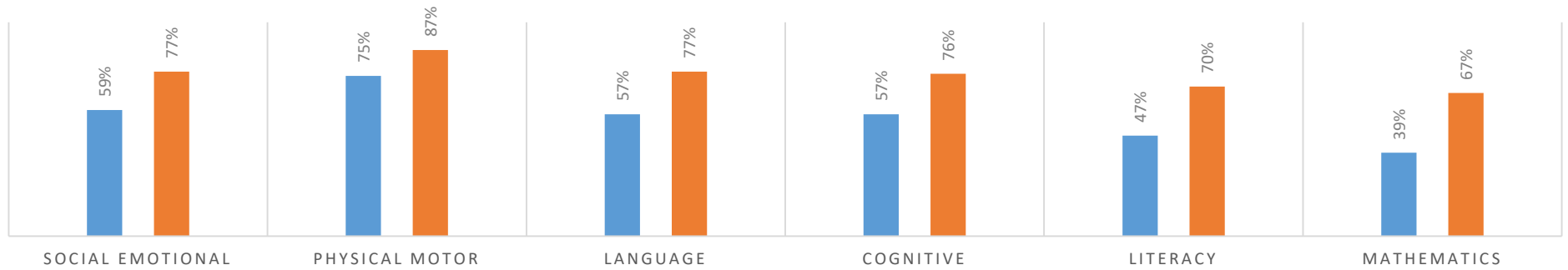
Goal Met - 88% are now meeting or exceeding widely held expectations with 9% growth

*T.C.O.C. Head Start's School Readiness Goals, are based on children meeting the GOLD's Widely Held Expectations of children in their specific age group. Each goal is based on a developmental continuum that includes expected developmental benchmarks for children within their specific age group.

CHILD OUTCOME COMPARISONS FOR 2018-2019

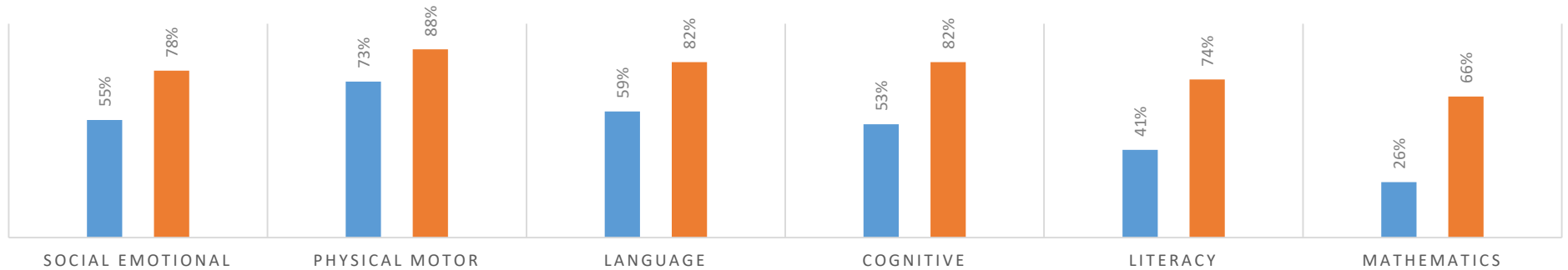
2018-2019 OVERALL PROGRAM

Fall Spring

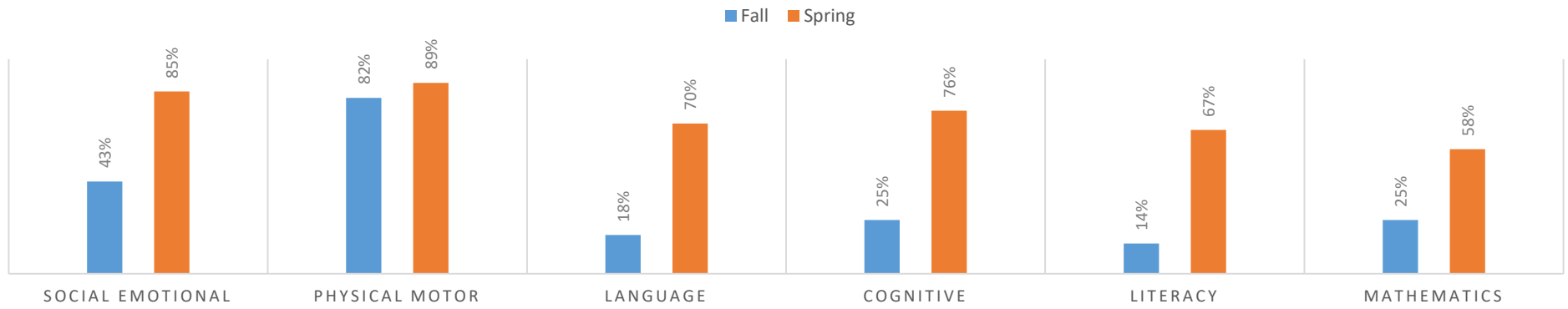


2018-2019 PRE-K 4

Fall Spring



2018-2019 OVERALL DUAL LANGUAGE LEARNERS



2018-2019 DUAL LANGUAGE LEARNERS PRE-K4

