

TIMBERLAKE

PORTFOLIO SELECT *Series*

PORTFOLIO *Series*

VALUE BUILT *Series*

Full Line Brochure

2015



TIMBERLAKE FEATURES



FEATURES BY CABINET SERIES

Portfolio
SELECT

Portfolio

Value
BUILT

CABINET CONSTRUCTION

Solid Hardwood Face Frames	●	●	●
Tongue-and-Groove Cabinet Back Construction ¹	●	●	●
1/2" Thick Engineered Wood Cabinet Sides	●	●	●

¹ Tongue-and-Groove Cabinet Back Construction provides a sealed interior and easy installation

FINISH

Multi-Step BeautyGuard® Finish ²	●	●	
TuffTech® Interior Finish ³	●	●	●

² BeautyGuard® is a finishing system that brings out the richness, luster and natural graining, while offering the ultimate protection from fading, staining and scratching

³ TuffTech® Interior finish is a bonded acrylic that resists scratching, fading and moisture

DRAWERS

21" Deep, 5/8" Thick premium Dovetail Hardwood Drawers with Plywood Bottom*	●	OPTIONAL	
21" Deep Drawers, 1/2" Thick finished Engineered Wood*		●	
18" Deep Drawers, 1/2" Thick finished Engineered Wood			●

DRAWER GLIDES

Full-Access Hidden Glides®*	●	OPTIONAL	
Full-Depth Drawers with Side-Mounted Glides		●	
Side-Mounted Drawer Glides			●
CushionClose® Glide Option	OPTIONAL	OPTIONAL	

DOORS/HINGES

Solid Wood Doors**	●		
Veneer Doors			●
Adjustable Hidden Hinges® ⁴	●	●	
Hidden Hinges®			●
CushionClose® Hinge Option	OPTIONAL	OPTIONAL	

⁴ Adjustable Hidden Hinges® provides easy alignment

SHELVING

Adjustable Shelves	●	●	●
3/4" Thick Wall and Base Shelving	●	●	
1/2" Thick Wall and Base Shelving			●

WARRANTY

5-Year Limited Warranty	●	●	
2-Year Limited Warranty			●

OPTIONS

Furniture Ends	●	●	
All Plywood Construction	●	●	
Plywood Veneered Sides	●	●	
Premium Finishes	●	●	
Aluminum Frame Door	●	●	
Recessed Toe Kick	●	●	●
Reduced / Increased Depths	●	●	●
Glass Front Doors	●	●	●
Matching Interiors	●	●	●
Void Door	●	●	●
Cabinet Front Only	●	●	●
Inverted Frame ⁵	●	●	●
Customizing Details ⁶	●	●	●

⁵ Inverted Frame Cabinet Option is available for most standard base cabinets

⁶ Full range of moldings, valances and convenience accessories

⁷ Excluding Vanity and 21" Deep Desk Cabinetry

** Capistrano® has veneer recessed panel

WOOD & FINISH COMBINATIONS



PORTFOLIO SELECT *Series* & PORTFOLIO *Series*

PREMIUM FINISHES



STANDARD FINISHES



VALUE BUILT *Series*

STANDARD FINISHES



* Denotes premium finish
 Photography is for illustration purposes only. Actual colors may vary slightly due to the printing process.
 For actual color selections, please consult your Timberlake distributor or builder.

SIERRA VISTA® Full Overlay, Mitered, Solid Wood Door

MAPLE



PAINTED**



CHERRY




NEW HAVEN® Full Overlay, Recessed Panel, Shaker, Solid Wood Door

MAPLE



PAINTED**



CHERRY



DRAWER FRONT OPTIONS

- 40 SERIES**
SLAB DRAWER FRONT
- 42 SERIES**
5-PC. DRAWER FRONT

RUSHMORE® Full Overlay, Raised Panel, Solid Wood Door

MAPLE



PAINTED**



CHERRY



OAK




HICKORY



THERMOFOIL



CAPISTRANO® Full Overlay, Veneer Recessed Panel



NATURAL
38MNS

HONEY
38MHS

COFFEE GLAZE*
38MHD

SPICE
38MSS

MOCHA GLAZE*
38MSC

COGNAC
38MRS

AUBURN GLAZE*
38MRE

ESPRESSO
38MJS

PAINTED**

CHERRY



LINEN*
38MPS

SILK*
38MGS

SPICE
38CSS

CHOCOLATE GLAZE*
38CSC

BORDEAUX
38CBS

JAVA
38CKS

TUCSON® Full Overlay, Beadboard, Solid Wood Door



NATURAL
48MNS

HONEY
48MHS

COFFEE GLAZE*
48MHD

SPICE
48MSS

MOCHA GLAZE*
48MSC

COGNAC
48MRS

AUBURN GLAZE*
48MRE

PAINTED

HICKORY

THERMOFOIL



LINEN*
48MPS


SILK*
48MGS

NATURAL
48HNS

SPICE
48HSS

WHITE
48MWS

WYOMING® Standard Overlay, Raised Panel, Solid Wood Door (Note: Thermofoil is Full Overlay)



NATURAL
D3N/M3N

HONEY
D3H/M3H

COFFEE GLAZE*
D3D/M3D

SPICE
D3S/M3S

MOCHA GLAZE*
D3C/M3C

COGNAC
D3R/M3R

AUBURN GLAZE*
D3E/M3E

ESPRESSO
D3J/M3J

PAINTED**

CHERRY



LINEN*
D3P/M3P

SILK*
D3G/M3G

BUTTERSCOTCH GLAZE*
D3A/M3A

HAZELNUT GLAZE*
D3Z/M3Z

SPICE
D6S/M6S

CHOCOLATE GLAZE*
D6C/M6C


BORDEAUX
D6B/M6B

JAVA
D6K/M6K

OAK

HICKORY

THERMOFOIL



HONEY
D1H/M1H

TAWNY
D1T/M1T

NATURAL
D9N/M9N

SPICE
D9S/M9S

WHITE
D5W/M5W

YELLOWSTONE® Full Overlay, Recessed Panel, Shaker Styling, Solid Wood Door

MAPLE




CHERRY



LAUSANNE® Full Overlay, Veneer Slab

MAPLE



CHERRY



CUMBERLAND® Full Overlay, Veneer Raised Panel

MAPLE



CHERRY



THERMOFOIL




SONOMA® Full Overlay, Shaker Styling, Veneer Recessed Panel

MAPLE



PAINTED**



CHERRY



SCOTTSDALE® Standard Overlay, Veneer Raised Panel

MAPLE



CHERRY



OAK



TAHOE® Standard Overlay, Veneer Recessed Panel

MAPLE



PAINTED**



CHERRY



OAK



ANDOVER® Standard Overlay, Veneer Raised Panel



FAIRFIELD Standard Overlay, Veneer Recessed Panel



* Denotes premium finish

** Features an engineered wood center panel for a superior finish

WE BUILD THE
CABINETS THAT BUILD
YOUR BUSINESS



THINK BEYOND THE BOX — SERVICE MATTERS.
Expect more from your suppliers. TIMBERLAKE.COM



TIMBERLAKE™
CABINETS | BUILT BY
SERVICE