







The ISIP flow charts are aligned with the focus sheets and focus folders in the book, *How do I plan and teach reading groups?*

strivingreaders.com

Howdoiplanandteachreadinggroups.com

4 th Grade Flow Chart Fall to Winter-ISIP				
Step 1	<p>Write each student's name on a sticky note indicating his or her level or tier based upon the Overall Reading score (pink for intensive, yellow for strategic, green for core, and blue for above core).</p> <p><i>Use the ISIP Summary Report. If a student has an overall reading score of 1950 or above, write his or her name on a blue sticky note. If a student has an overall reading score between 1792-1949, write his or her name on a green sticky, and so on for yellow and pink.</i></p>			
If...	1694 or below Pink sticky note	1698-1791 Yellow sticky note	1792-1949 Green sticky note	1950 or Above Blue sticky note
Step 2	Sort Sticky Notes by Lexile <i>Sort the sticky notes into two piles by Lexile. If students have a 740 or above Lexile, place their sticky note in a pile on the right. If students have a 739 or below Lexile, place their sticky note in a pile on the left.</i>			
	739 or Below Lexile 		Follow the sort on the left or right	740 or Above Lexile 
Step 3	<i>Place students that have a 1765 or below on SPL in Group A</i>	<i>Place students that have a 1766 or above on SPL in Group B</i>		<i>Place students that have a 143 or below on TF in Group C</i>
	SPL 1765 or Below  Group A	SPL 1766 or Above  Group B	TF 143 or Below  Group C	TF 144 or Above  Group D
	A1 SPL 1728 or below	A2 SPL 1729-1765	If TF seems uncharacteristically high, cross check with other subtests, including weekly assessments (80% or higher for group D) and Lexile Scores. 80 th percentile for TF is 144.	

These are guidelines for using ISIP data. Use your professional judgement and other data sources to place your students in groups that best meet their needs. For step 2, follow the sort on the left or right to begin with. For example: If a student is strategic (yellow) with their overall reading score and has a score of Lexile of 740, you would place the student on the right side of the chart. Then, if the student has a 1800 on SPL, you would still place them in Group C due to the high Lexile. However, you could check TF and other assessments to ensure correct placement is group C and not group B. **The goal is to analyze the subtests, place students in groups based on needs. Then, plan, teach, assess, and adjust instruction based on data. This should be an ongoing cycle to ensure flexible grouping, which has a .49 effect size.**