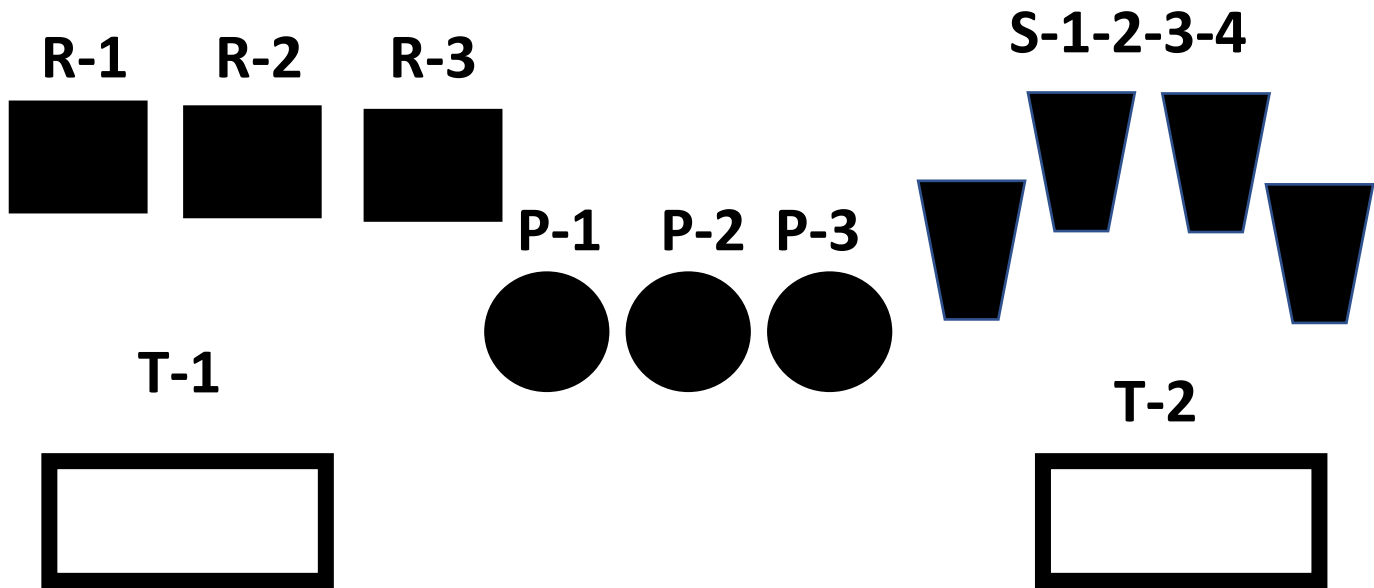


# STAGE ONE

10 – RIFLE

10 REVOLVER

4 + - SHOTGUN



**STAGING:** Revolvers loaded w/ 5 rounds each holstered, Rifle w/ 10 rds. & open, empty shotgun staged on table 2.

## HOW TO SHOOT THE STAGE:

START AT TABLE 1, RIFLE AT THE READY. SHOOTER INDICATES READY BY SAYING “TOUCH THAT GUN -- I’LL BURN YOU DOWN”, ATB, ENGAGE R-1 THRU R-3 IN A 4-2-4 SWEEP FROM EITHER END. ANYWHERE BETWEEN TABLE 1 AND TABLE 2 ENGAGE P-1 THRU P-3 SAME AS THE RIFLE INSTRUCTIONS, AT TABLE 2 ENGAGE THE 4 SHOTGUN TARGETS TILL DOWN.

ORDER: RIFLE – REVOLVERS - SHOTGUN

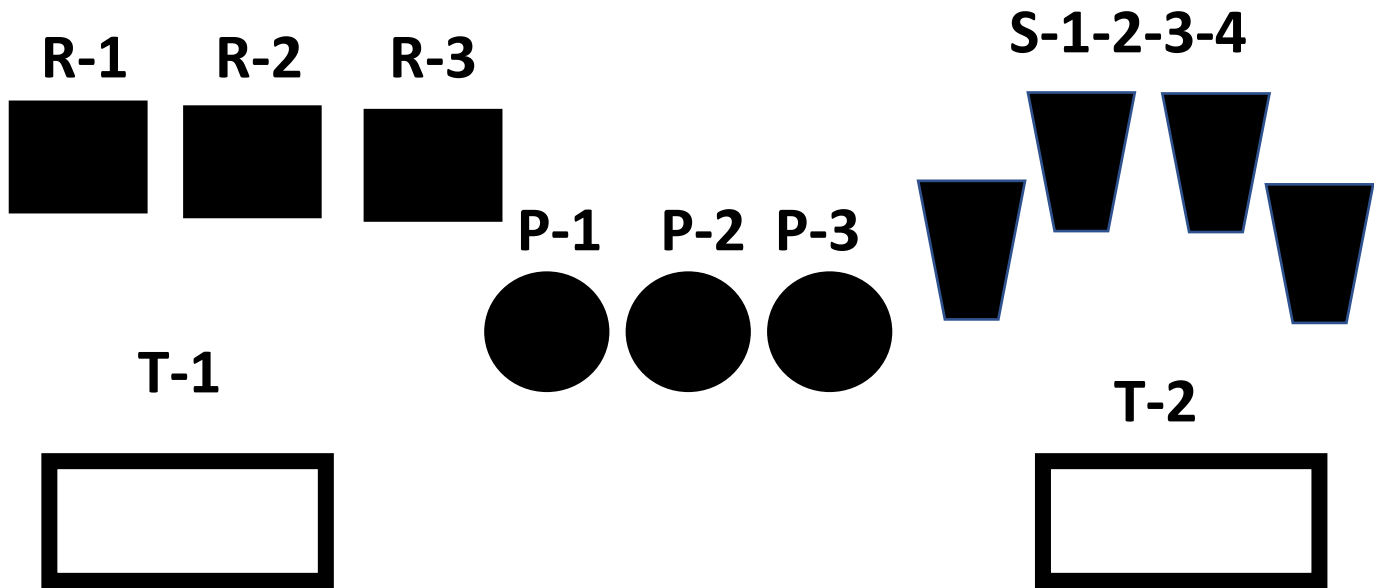
ARIZONA YAVAPAI RANGERS AUG 2021

# STAGE TWO

10 – RIFLE

10 REVOLVER

4 + - SHOTGUN



**STAGING:** Revolvers loaded w/ 5 rounds each holstered, Rifle w/ 10 rds. on table 1 & open, empty shotgun staged on table 2.

## **HOW TO SHOOT THE STAGE:**

START AT TABLE 1, RIFLE ON TABLE HANDS TOUCHING HAT. SHOOTER INDICATES READY BY SAYING **"I'M COMING"** . ATB, ENGAGE RIFLE TARGETS IN 5-2-3 SWEEP FROM EITHER END. ANYWHERE BETWEEN T-1 AND T-2 ENGAGE REVOLVER TARGETS SAME AS RIFLE DIRECTIONS. AT TABLE 2 ENGAGE 4 SHOTGUN TARGETS 'TILL DOWN.

ORDER - RIFLE – REVOLVERS - SHOTGUN

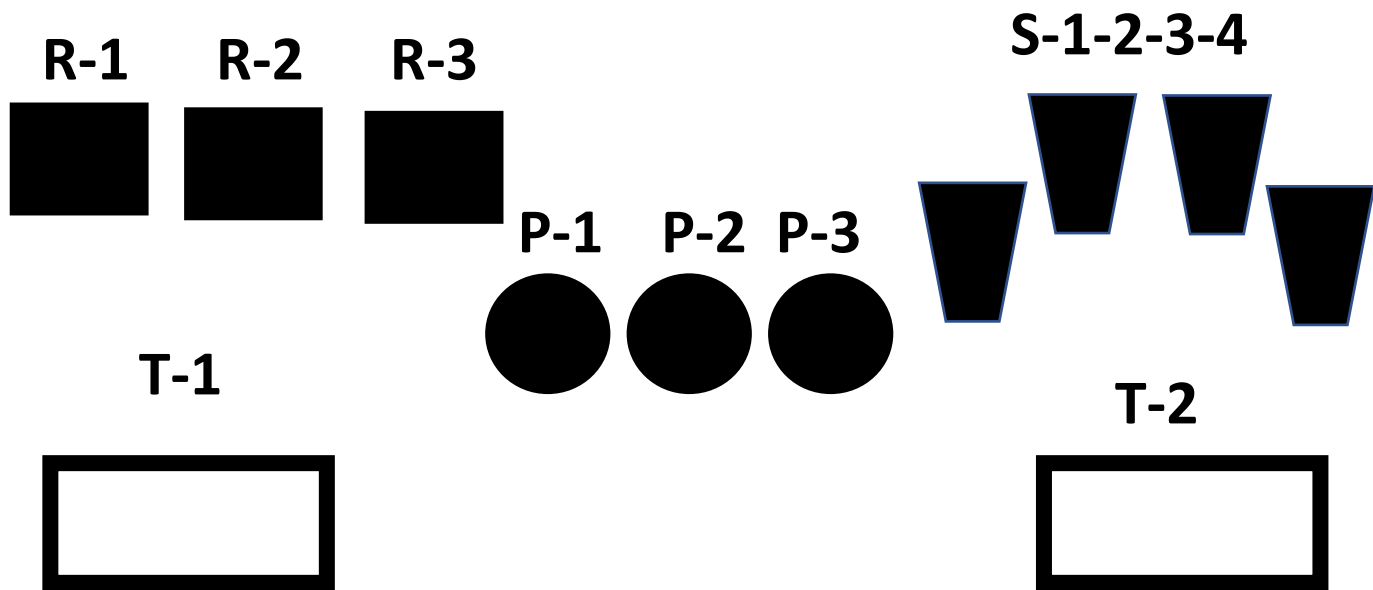
ARIZONA YAVAPAI RANGERS AUG 2021

# STAGE THREE

10 – RIFLE

10 REVOLVER

4 + - SHOTGUN



**STAGING:** Revolvers loaded w/ 5 rounds each holstered, Rifle w/ 10 rds. Staged on table 1 & open, empty shotgun staged on table 2.

## **HOW TO SHOOT THE STAGE:**

START STANDING BETWEEN TABLES HANDS ON GUN OR GUNS . SHOOTER INDICATES READY BY SAYING **“AND HELL’S COMIN WITH ME”** . ATB, ENGAGE REVOLVER TARGETS IN A 2-1-2 SWEEP FROM EITHER END, REPEAT W/ SECOND REVOLVER (**NO DIRTY SWEEPS**). MOVE TO T-1 AND ENGAGE RIFLE TARGETS SAME AS PISTOL, MOVE TO T-2 AND ENGAGE SHOTGUN TARGETS ‘TILL DOWN.

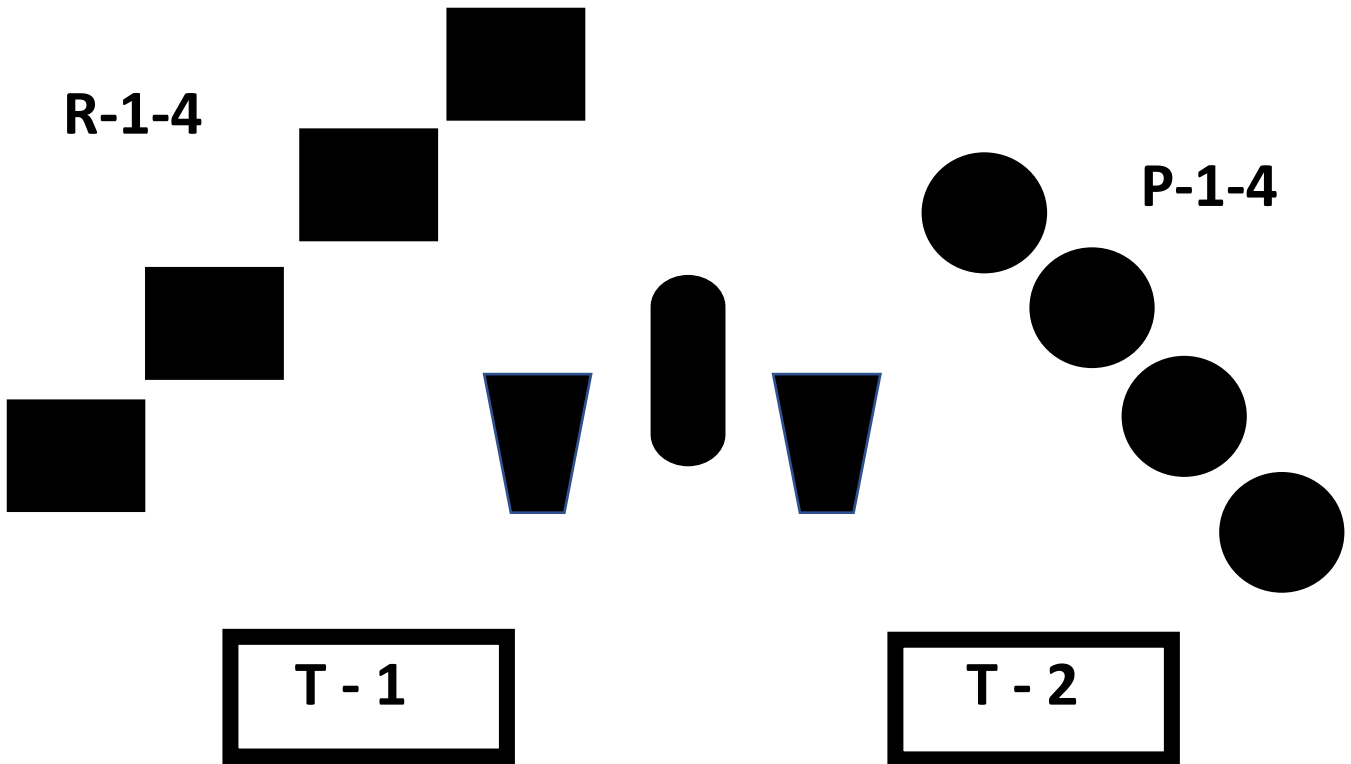
ORDER IS - PISTOLS – RIFLE -SHOTGUN

# STAGE FOUR

10 – RIFLE

10 REVOLVER

4 + - SHOTGUN



**STAGING:** Revolvers loaded w/ 5 rounds each holstered. Rifle w/ 10 rds. staged on table 1 & open, empty shotgun in hands.

## **HOW TO SHOOT THE STAGE:**

ANYWHERE BETWEEN TABLES W/ OPEN MT SHOTGUN IN HANDS. SHOOTER INDICATES READY BY SAYING “**WELL -- BYE**” . ATB, ENGAGE KD-BELL-KD-BELL, MOVE TO T-1 PLACE SHOTGUN SAFELY ON TABLE AND W/RIFLE ENGAGE R 1-4 IN PROGRESSIVE SWEEP NEAR TO FAR. MOVE TO T-2 AND ENGAGE P 1-4 SAME AS RIFLE INSTRUCTIONS.

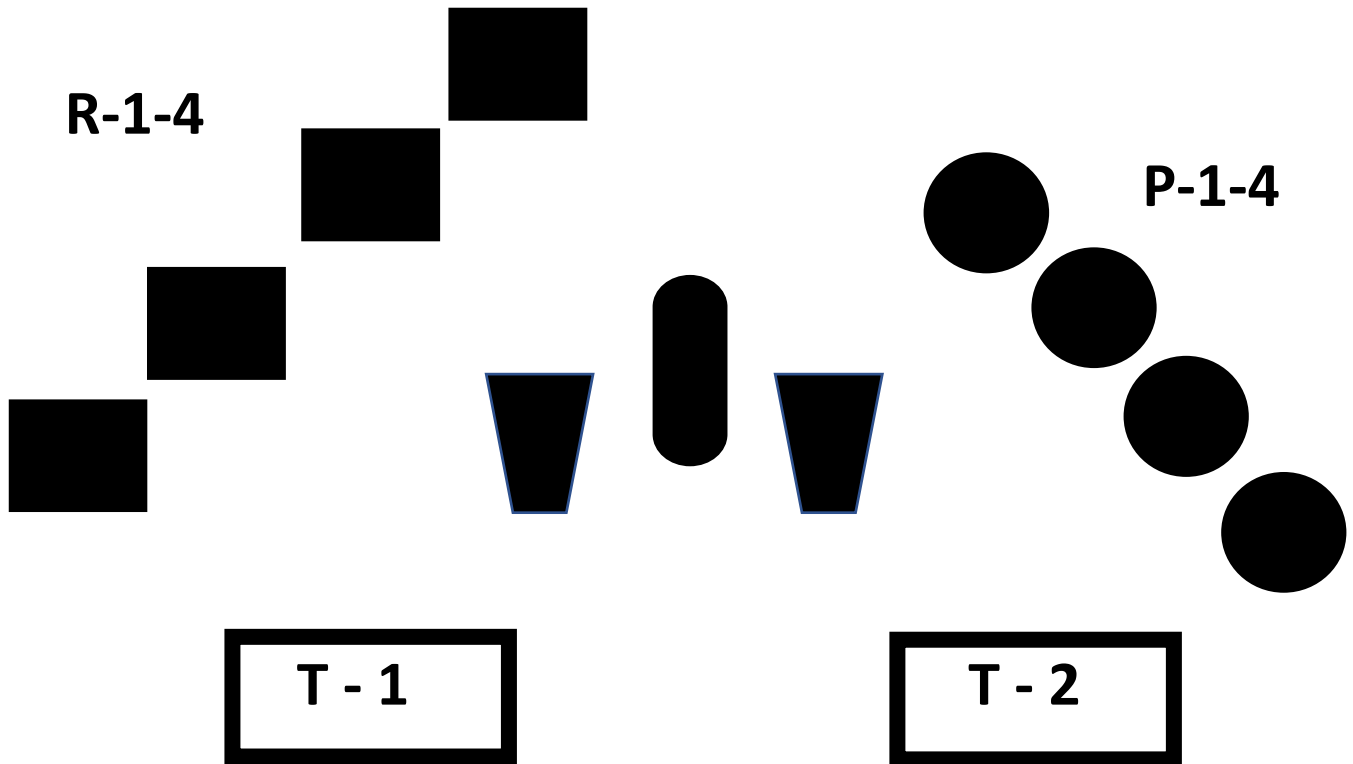
**ORDER: SHOTGUN, RIFLE, REVOLVERS**

# STAGE FIVE

10 – RIFLE

10 REVOLVER

4 + - SHOTGUN



**STAGING:** Revolvers loaded w/ 5 rounds each holstered. Rifle w/ 10 rds. & open, empty shotgun staged on table 1.

## **HOW TO SHOOT THE STAGE:**

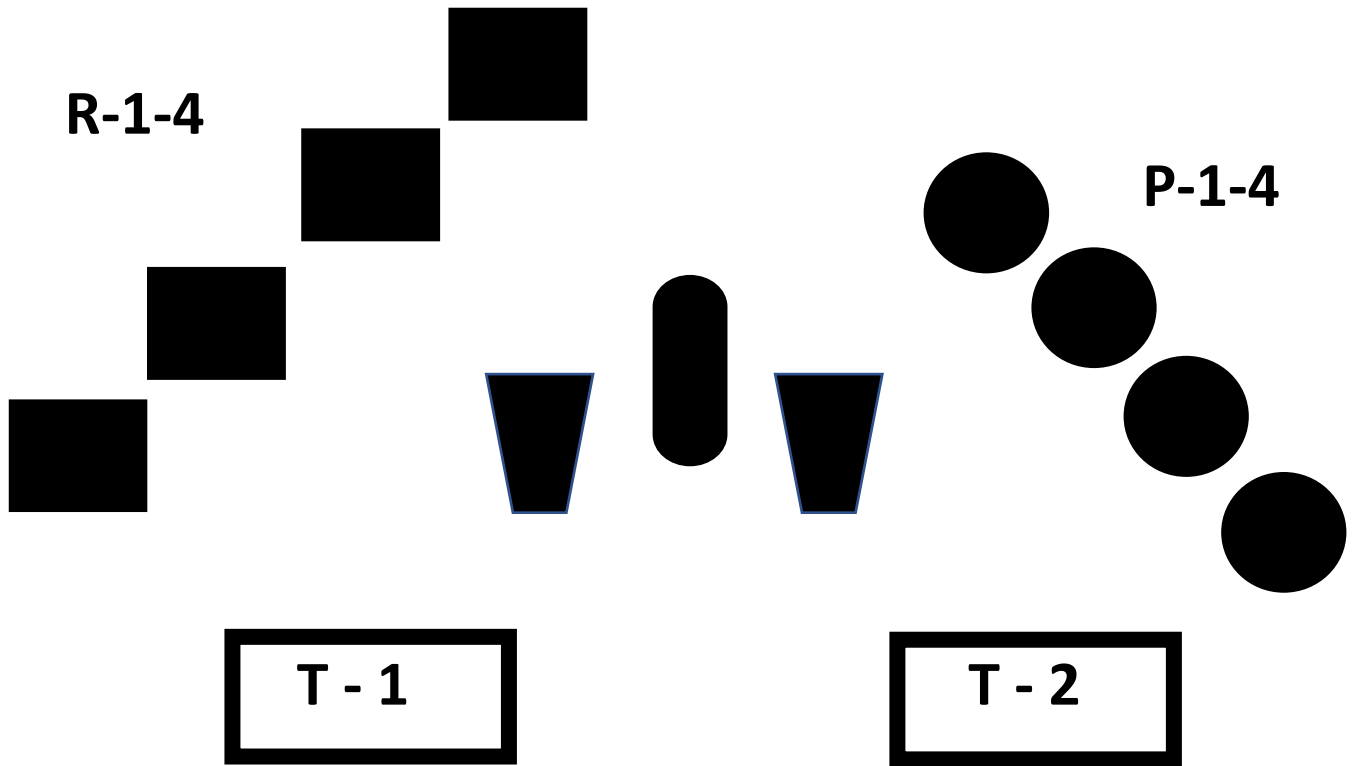
START AT T-1 THUMBS IN BELT. SHOOTER INDICATES READY BY SAYING **"I FEEL JUST, CAPITOL"** . ATB, W/RIFLE ENGAGE R 1-4 IN A 2-3-2-3 SWEEP FROM EITHER END. W/ SHOTGUN FROM ANYWHERE BETWEEN TABLES ENAGE KD-KD-BELL-BELL, MOVE TO T-2 AND SAFELY PLACE SHOTGUN ON TABLE AND ENGAGE P 1-4 SAME AS RIFLE INSTRUCTIONS. ORDER: RIFLE, SHOTGUN, PISTOLS

# STAGE SIX

10 – RIFLE

10 REVOLVER

4 + - SHOTGUN



**STAGING:** Revolvers loaded w/ 5 rounds each holstered. Rifle w/ 10 rds. & open, empty shotgun both staged on table 1.

**HOW TO SHOOT THE STAGE:** START AT T-2 HANDS ON GUN OR GUNS. SHOOTER INDICATES READY BY SAYING ---

**“YOU, MUSIC LOVER”** . ATB, ENGAGE P 1-4 IN A 1-3-4-2 SWEEP FROM EITHER END, HOLSTER, MOVE TO T-1, W/RIFLE ENGAGE R 1-4 SAME AS REVOLVER INSTRUCTIONS, WITH SHOTGUN MOVE ANYWHERE BEYOND T-1 AND ENGAGE BELL-KD-BELL KD.

**ORDER: PISTOLS, RIFLE, SHOTGUN**