

July Newsletter



Happy July!

Greetings fellow ponders! Happy July! We are excited for our meeting at Botanicals (8610 S. State Street) on July 21 of this month, and also for our rapidly-approaching pond tour, which will be on August 13-14. To date, we have several ponds lined up, featuring a variety of sizes, plantings, styles and aquatic life.

Plan on coming and supporting the tour. Tickets are free to pond club members. Also, if you have a friend or neighbor who is interested in water gardening, this is the tour for them. It is how many of us first developed our own desires for a pond, and a great way for potential new members to learn about our club and about a wide range of gardening options.

Also in this newsletter, we feature information and links for water efficient planting and landscaping ideas, articles on the Albert Greenberg water lily and the Matsukawabake koi, and the answers to “why do koi have barbels?” Yes, they are very useful appendages!

Finally, we love and appreciate our sponsors. They are listed on pages 7-8, and we thank them for their support of our community. Please consider patronizing them and thank them yourself for their support.

Happy gardening! See you on July 21 and also August 13-14.



Inside this issue

Water Conservation Tips	2
2022 Meeting Schedule.....	2
2022 Pond Tour.....	3
Know Your Koi	4
Why do koi have barbels?	5
Know Your Lilies	6
July Meeting.....	6
Our Sponsors	7
About Us.....	9

Water Conservation Tip of the Month



Water-Wise Plants for Utah Landscapes

Plants adapted to Utah's arid climate and cold winters have to be tough to survive. However, this doesn't mean that the plant palette is limited or that the plants cannot be beautiful!

Many of the public gardens and water-conservation demonstration gardens in Utah have compiled lists and databases of plants appropriate for our climate.

Utah State University's Center for Water-Efficient Landscapes has a great website with lots of planting ideas. You can find it here: [USU](#)

Jordan Valley Water Conservancy District's Conservation Garden Park is another great resource. The Garden Park is beautiful and full of ideas. The Garden Park's website has a plant finder with more than 1,000 waterwise plants, together with events & classes, and landscaping help. Their website is: [Conservation Garden Park](#)

Many city and county governments provide information and even financial assistance with making parking strips more water wise. Just search for "flip the strip Utah" for links and info.



2022 Meeting Schedule

- **July 21** - 7:00 pm at Botanicals, 8610 S. State Street in Sandy
- **August 18** - Annual barbeque, 7:00 pm at the Schrauf & Henrie pond – 3413 Evergreen Place in Salt Lake City
- **September 15** - 7:00 pm at the Maxfield pond – 1128 N 20 W in Farmington
- **October 20** - Annual Banquet



Utah Water Garden and Koi Club

2022 Pond Tour

Information
and tickets at
UTAHPONDTOUR.COM

Bring your family on this self-guided tour which includes some of the most beautiful ponds, water features and gardens located throughout the Wasatch Front.



August 13-14


Know Your Koi: Matsukawabake



Matsukawabake are a unique variety of koi. They are nonmetallic black and white koi, whose pattern changes significantly with season/water temperature. The Matsukawabake koi were originally created from a desire to produce more variations of the changing sumi (black) pattern seen in Kumonryu and Kikokuryu koi as these koi have been incredibly popular with koi keepers across the world. The Matsukawabake koi was also created in an attempt to improve the stabilisation of the sumi pattern as the sumi is a lot more stable in older Kumonryu koi than in Kikokuryu koi.

The attempt was very successful quite early on, with many koi breeders producing similar results within only a few generations by pairing a Kumonryu koi with a Shiro Utsuri koi (a black and white non-metallic, scaled koi). This pairing resulted in a koi that looked like the Shiro Utsuri with no metallic skin and fully scaled but it also had the desired changing sumi pattern of the Kumonryu. Meaning, that over a Matsukawabake koi's lifetime, it can be fully white, fully black, and anything in between!

This pattern is particularly desirable to many koi keepers because the fish is constantly changing sometimes the change can be very rapid, other times the change is very slow. Regardless, it is always interesting the look in a pond with one of these fish and see what is happening to the pattern.



Why do koi have barbels?



Koi have been growing trendy whiskers way before the hipsters made it cool! Those whiskers—or barbels—are a defining characteristic of the fish. Here's what they are, what they do, and why the popular pond fish has them.

Super-Sensing Organ

Barbels are sensory organs not unlike whiskers in mammals. Rather than being used for tactile sensing, however, a fish's barbels are used for taste. Koi, along with catfish, goatfish, hagfish, sturgeon, zebrafish, some species of shark and other carp, have barbels. They use these taste bud-covered organs to search for food in murky water.

Tasting Without Ingesting

Koi and other carp have four barbels, with two on each side of the koi's mouth (termed "maxillary barbels"). The top two appear shorter than the lower two, but they all serve the same purpose: taste debris without actually ingesting it. Being omnivorous scavengers that forage along murky pond and river bottoms, it's a good survival skill to have.

Weird Appendages

As you start feed your finned pals , take a closer look at these weird appendages. Most koi (except those with mutations) have barbels—even koi fry have them! So go grab a pond net, catch a koi or fingerling, and look closely to see them.

As with hipsters and their whiskers, they probably won't like you playing with their barbels. But they're still fun to look at!



Know your water lilies: Albert Greenberg



Albert Greenberg is a tropical water lily with apricot pink star-shaped flowers from summer to winter; round mottled foliage is huge; easy to care for; water lilies dislike moving water; annual in colder climates

This water lily features showy fragrant hot pink cup-shaped flowers with peach overtones and yellow eyes at the ends of the stems from early summer to late fall. The flowers are excellent for cutting. Its attractive large glossy round leaves emerge burgundy in spring, turning dark green in color with distinctive brick red spots the rest of the year.

Albert Greenberg Tropical Water Lily is an herbaceous evergreen perennial with a low habit of growth, spreading atop the surface of the water. Its relatively coarse texture can be used to stand it apart from other garden plants with finer foliage.

This plant will require occasional maintenance and upkeep, and should be cut back in late fall in preparation for winter. It has no significant negative characteristics.

This water lily will grow to be about 8 inches tall at maturity, with a spread of 6 feet. Its foliage tends to remain low and dense right to the water. It grows at a fast rate, and under ideal conditions can be expected to live for approximately 10 years in tropical climates. Treat it as an annual in Utah.

It does best in full sun to partial shade. It is not particular as to soil type or pH. It is somewhat tolerant of urban pollution. This particular variety is an interspecific hybrid. It can be propagated by division; however, as a cultivated variety, be aware that it may be subject to certain restrictions or prohibitions on propagation.

Albert Greenberg Tropical Water Lily is a fine choice for the water garden.



July Meeting

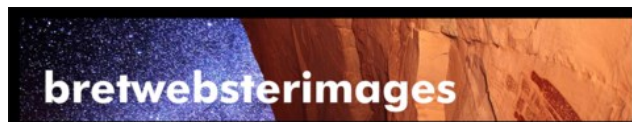

Our July meeting will be at 7:00 pm on July 21 at Botanicals — 8610 S. State Street in Sandy. Come and join in the fun!



Thank you to our sponsors!



Thank you to our sponsors!



Who we are

The Utah Water Garden Club is a non-profit organization serving the greater Wasatch Front. We strive to foster an appreciation for and interest in the use of water in the landscape, through monthly meetings, educational programs, an annual pond tour, and sharing our water gardening experiences. We are a group of volunteers dedicated to water gardening, pond keeping, and koi. Our members range from novices to commercial professionals.

Our annual Water Garden Tour is a self-guided tour of outstanding local gardens. We were excited to again hold our tour last year, and are looking forward to this year. See page 3 for details, and check out the Club's website at UtahWaterGardenClub.org



Club Officers & Directors

Officers

President: Daniel Peel
435-660-0784
danielpeel@me.com

Vice-President: Kelly Flint
801-274-3040
kflint3040@msn.com

Secretary: Zoe Godbois
435-623-5100
zoecast@gmail.com

Treasurer: Lewis Wayman
801-916-2500
lwayman@stylecraftframes.com

Board of Directors

Ty Rosser
801-995-8521
ty@utahlights.com

Gil Avellar
801-572-0853
trout42@hotmail.com

Michael Henrie
435-565-1618
henrie.michael@gmail.com

Richard Cobbley
Past President
801-641-0179
randcobb@comcast.net



*Call Lewis Wayman at
801-916-2500*

