



MAY WALKER, CONSTABLE
PRECINCT SEVEN
HARRIS COUNTY, TEXAS

MAIN OFFICE
5300 Griggs Road
Houston, Texas 77021
PHONE (713) 643-6602
FAX (713) 643-3401

Date: June 10, 2021

From: Sergeant T. Roe
Braeburn Valley Contract Division Supervisor
Harris County Constable's Office of Precinct "7"

To: Property Owners Association
Board of Directors & Management Company

Subject: April Monthly Productivity Analysis Report
Enclosure: **MPAR-May 2021**
Distribution: Board of Directors & Management Company

The purpose of this "**Monthly Productivity Analysis Report**" (M.P.A.R.) is to provide the executive command staff with the appropriate data to analyze the productivity of assigned personnel and their shifts' activities to allow for the validation of individual and divisional performance evaluations. With regard to the specific contents of the report, there are 18 distinctive component parts of this report. These components are enumerated below:

- | | |
|--|--|
| 01. Patrol Activity Details | 10. Traffic Enforcement Report |
| 02. Patrol Activity Analytical Summary | 11. Trends & Percentages of Traffic |
| 03. Patrol Activity Percentages & Trends | 12. Citation & Warning Issuance Review |
| 04. Security Checks Report | 13. Call for Service Report (C.F.S.) |
| 05. Security Checks Percentages & Trends | 14. Reserve Deputy Use/Milage |
| 06. Crisis Intervention Disposition Report | 15. M.P.A.R. Report |
| 07. Offense/Incident Generation Report | |
| 08. Criminal Arrest Types Report | |
| 09. Warrant Execution Report | |

A cursory analysis of the statistical data from this report should be demonstrative of the quality of performance of this agency in realizing the contractual obligations and the overall achievement of the goals and objectives of this Agency and the Toll Road Division.

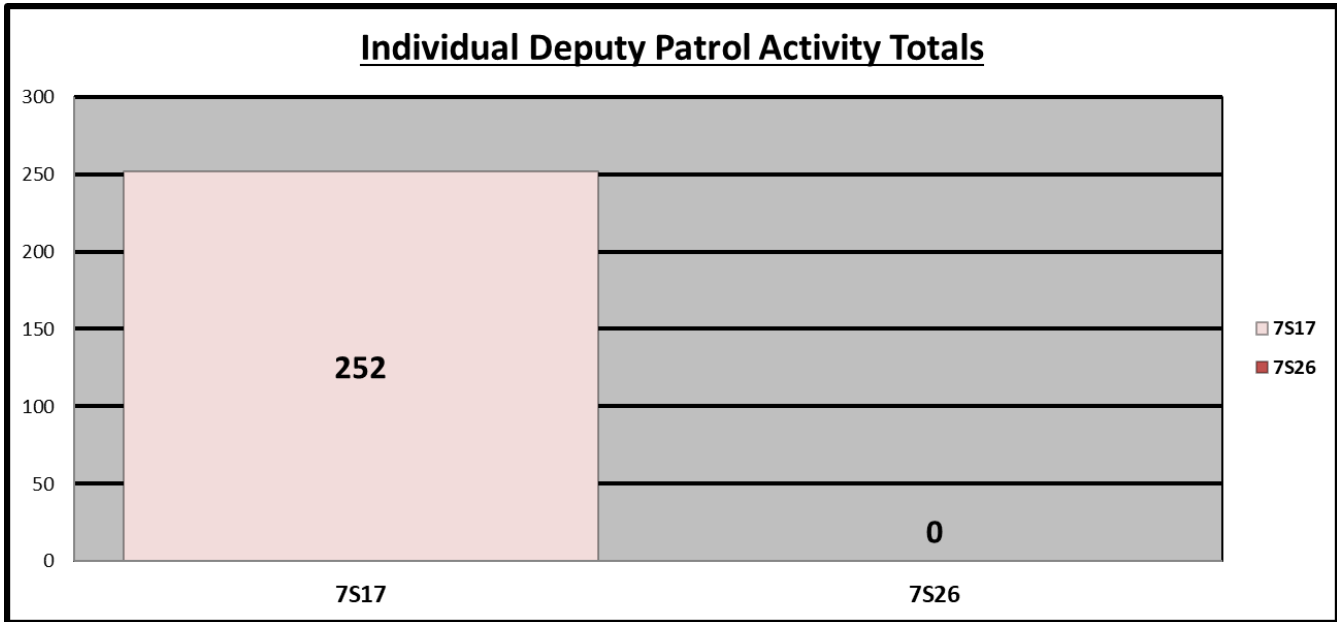
A total of **320** man-hours was scheduled; **160** man-hours were actual dedicated to patrol functions. **0** hours were exhausted on vacation time, workers compensatory, and sick leave. **884** total miles were driven and the shift responded to **252** total service calls. The shift issued **4** traffic warnings, made **0** arrests and handled **4** enforcement service-related calls. The average productivity ratio for this month for this shift is **1.6**

***160 additional man hours were dedicated by Patrol Units to cover Braeburn Valley while 87S26 recovers from a major car accident involving Houston Police Department.**

| * | Patrol Activity Types | 7S17 | 7S26 | TOT | AVER | % | 7S17 | 7S26 |
|----|-----------------------------|------------|----------|------------|--------------|-------------|-------------|-----------|
| A | Citizen Contact | 81 | 0 | 81 | 40.5 | 32% | 100% | 0% |
| B | Patrol Alert | 21 | 0 | 21 | 10.5 | 8% | 100% | 0% |
| C | Security Checks | 117 | 0 | 117 | 58.5 | 46% | 100% | 0% |
| D | Suspicious Person/Vehicle | 1 | 0 | 1 | 0.5 | 0% | 100% | 0% |
| E | Traffic Law Enforcement | 7 | 0 | 7 | 3.5 | 3% | 100% | 0% |
| F | Offense/Incident Reports | 0 | 0 | 0 | 0.0 | 0% | #DIV/0! | ##### |
| G | Vacation Watch | 5 | 0 | 5 | 2.5 | 2% | 100% | 0% |
| H | Open Door / Window | 0 | 0 | 0 | 0.0 | 0% | #DIV/0! | ##### |
| I | Assist Contract Citizen | 0 | 0 | 0 | 0.0 | 0% | #DIV/0! | ##### |
| J | Welfare Check / Med. | 1 | 0 | 1 | 0.5 | 0% | 100% | 0% |
| K | Traffic Initiative | 2 | 0 | 2 | 1.0 | 1% | 100% | 0% |
| L | Traffic Hazard | 0 | 0 | 0 | 0.0 | 0% | #DIV/0! | ##### |
| M | Animal Humane | 3 | 0 | 3 | 1.5 | 1% | 100% | 0% |
| N | Alarms | 2 | 0 | 2 | 1.0 | 1% | 100% | 0% |
| O | Mental Cases (171) | 0 | 0 | 0 | 0.0 | 0% | #DIV/0! | ##### |
| P | Disturbance | 4 | 0 | 4 | 2.0 | 2% | 100% | 0% |
| Q | Criminal Investigation | 1 | 0 | 1 | 0.5 | 0% | 100% | 0% |
| R | Follow-up Investigation | 1 | 0 | 1 | 0.5 | 0% | 100% | 0% |
| S | Criminal Mischief | 0 | 0 | 0 | 0.0 | 0% | #DIV/0! | ##### |
| T | Burglary Residence/Vehicle | 0 | 0 | 0 | 0.0 | 0% | #DIV/0! | ##### |
| U | Theft / Theft of Business | 0 | 0 | 0 | 0.0 | 0% | #DIV/0! | ##### |
| V | Citizen Assaulted | 0 | 0 | 0 | 0.0 | 0% | #DIV/0! | ##### |
| W | Robbery of an Individual | 0 | 0 | 0 | 0.0 | 0% | #DIV/0! | ##### |
| X | Trespass Warning | 0 | 0 | 0 | 0.0 | 0% | #DIV/0! | ##### |
| Y | Major/Minor Crash | 0 | 0 | 0 | 0.0 | 0% | #DIV/0! | ##### |
| Z | Child Custody Disputes | 0 | 0 | 0 | 0.0 | 0% | #DIV/0! | ##### |
| AA | Assist The Officer (Pct. 7) | 5 | 0 | 5 | 2.5 | 2% | 100% | 0% |
| BB | Runaway Missing Persons | 0 | 0 | 0 | 0.0 | 0% | #DIV/0! | ##### |
| CC | Assisted LEA | 0 | 0 | 0 | 0.0 | 0% | #DIV/0! | ##### |
| DD | Solicitors | 1 | 0 | 1 | 0.5 | 0% | 100% | 0% |
| EE | Meeting/Event/Ct. | 0 | 0 | 0 | 0.0 | 0% | #DIV/0! | ##### |
| | | | | | | | | |
| * | MONTH TOTALS | 252 | 0 | 252 | 126.0 | 100% | 100% | 0% |

| * | Security Checks | 7S17 | 7S26 | TOT | AVER | % | 7S17 | 7S26 |
|-----|-----------------|------------|----------|------------|--------------|-------------|-------------|-----------|
| (A) | Business Checks | 0 | 0 | 0 | 0.0 | 0% | #DIV/0! | ##### |
| (B) | Park Checks | 15 | 0 | 15 | 7.5 | 6% | 100% | 0% |
| (C) | Contract Checks | 237 | 0 | 237 | 118.5 | 94% | 100% | 0% |
| (D) | School Checks | 0 | 0 | 0 | 0.0 | 0% | #DIV/0! | ##### |
| | | | | | | | | |
| (E) | Totals | 252 | 0 | 252 | 126.0 | 100% | 100% | 0% |

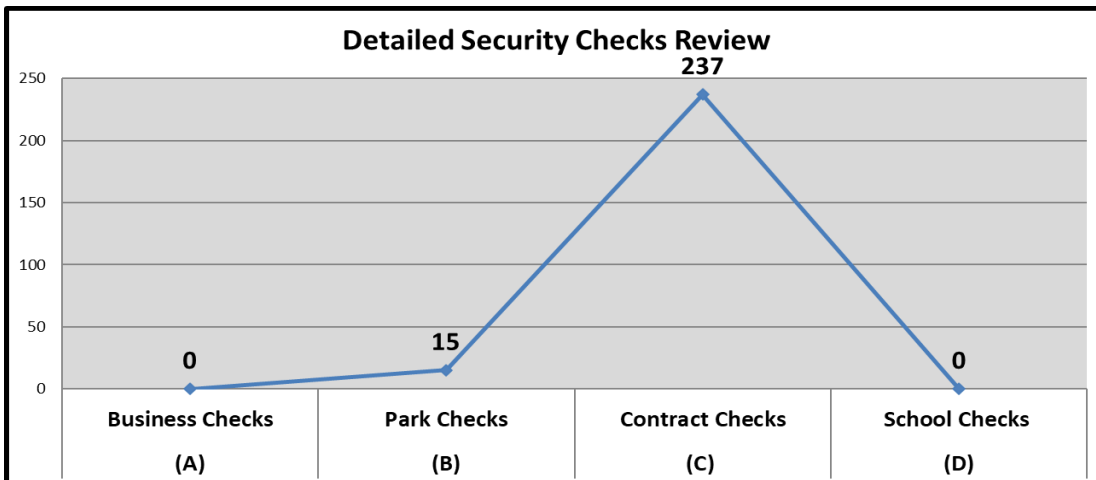
Patrol Activity by Braeburn Valley Personnel:



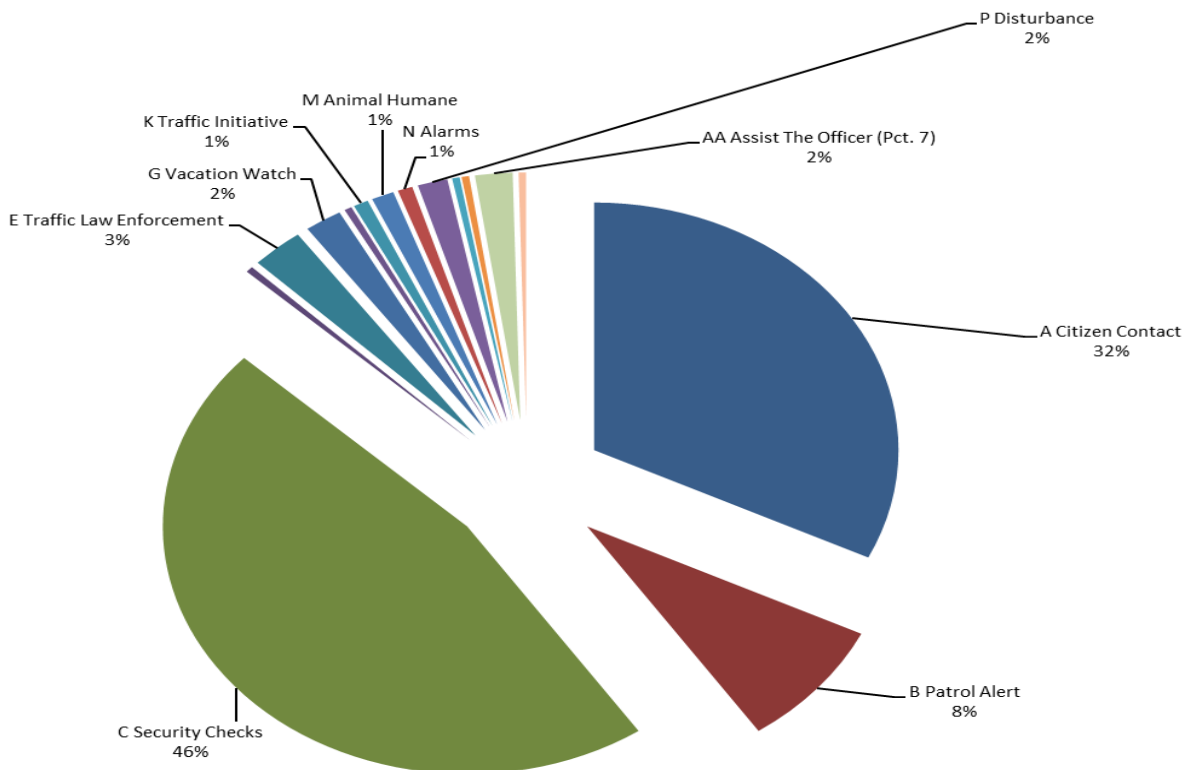
Security Checks Monthly Total:

| * | Security Checks | 7S 17 | 7S 26 | TOT | AVER | % |
|-----|-----------------|------------|----------|------------|--------------|-------------|
| (A) | Business Checks | 0 | 0 | 0 | 0.0 | 0% |
| (B) | Park Checks | 15 | 0 | 15 | 7.5 | 6% |
| (C) | Contract Checks | 237 | 0 | 237 | 118.5 | 94% |
| (D) | School Checks | 0 | 0 | 0 | 0.0 | 0% |
| (E) | Totals | 252 | 0 | 252 | 126.0 | 100% |

Detailed Security Checks Monthly:

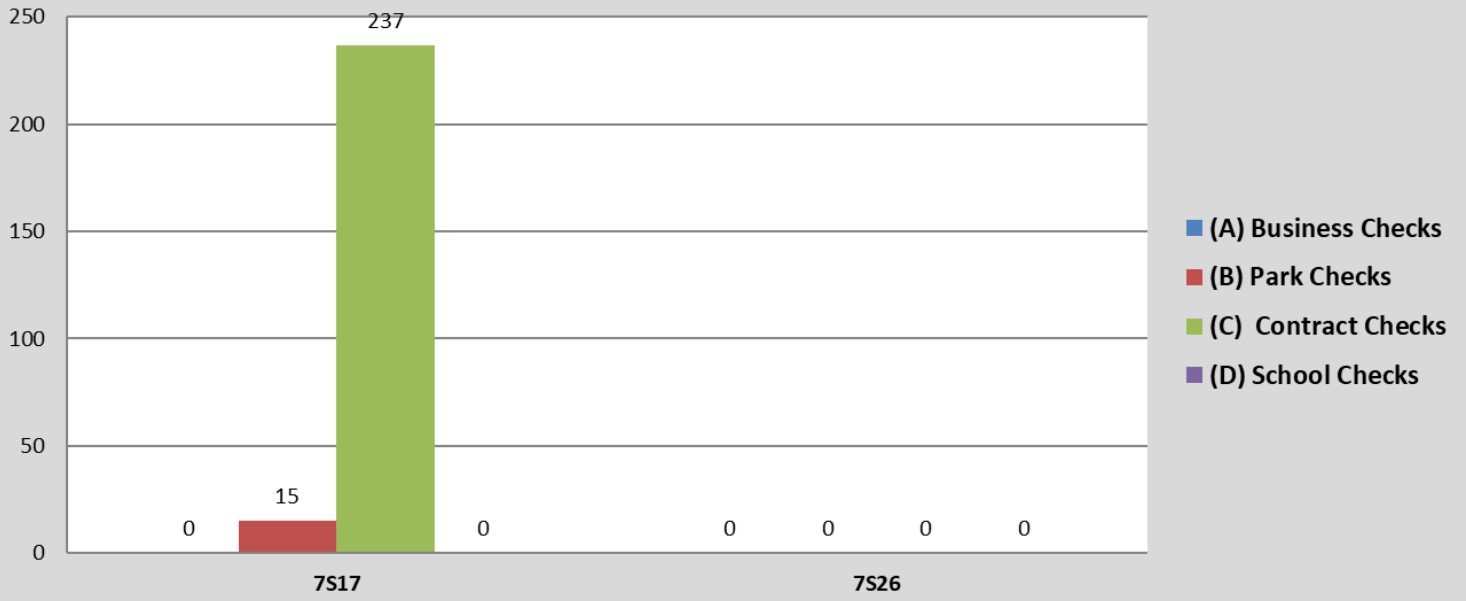


Percentage of Patrol Activity



- | | | | |
|-------------------------------|------------------------------|----------------------------------|--------------------------------|
| ■ A Citizen Contact | ■ B Patrol Alert | ■ C Security Checks | ■ D Suspicious Person/Vehicle |
| ■ E Traffic Law Enforcement | ■ F Offense/Incident Reports | ■ G Vacation Watch | ■ H Open Door / Window |
| ■ I Assist Contract Citizen | ■ J Welfare Check / Med. | ■ K Traffic Initiative | ■ L Traffic Hazard |
| ■ M Animal Humane | ■ N Alarms | ■ O Mental Cases (171) | ■ P Disturbance |
| ■ Q Criminal Investigation | ■ R Follow-up Investigation | ■ S Criminal Mischief | ■ T Burglary Residence/Vehicle |
| ■ U Theft / Theft of Business | ■ V Citizen Assaulted | ■ W Robbery of an Individual | ■ X Trespass Warning |
| ■ Y Major/Minor Crash | ■ Z Child Custody Disputes | ■ AA Assist The Officer (Pct. 7) | ■ BB Runaway Missing Persons |
| ■ CC Assisted LEA | ■ DD Solicitors | ■ EE Meeting/Event/Ct. | |

Individual Personnel Security Check Trends

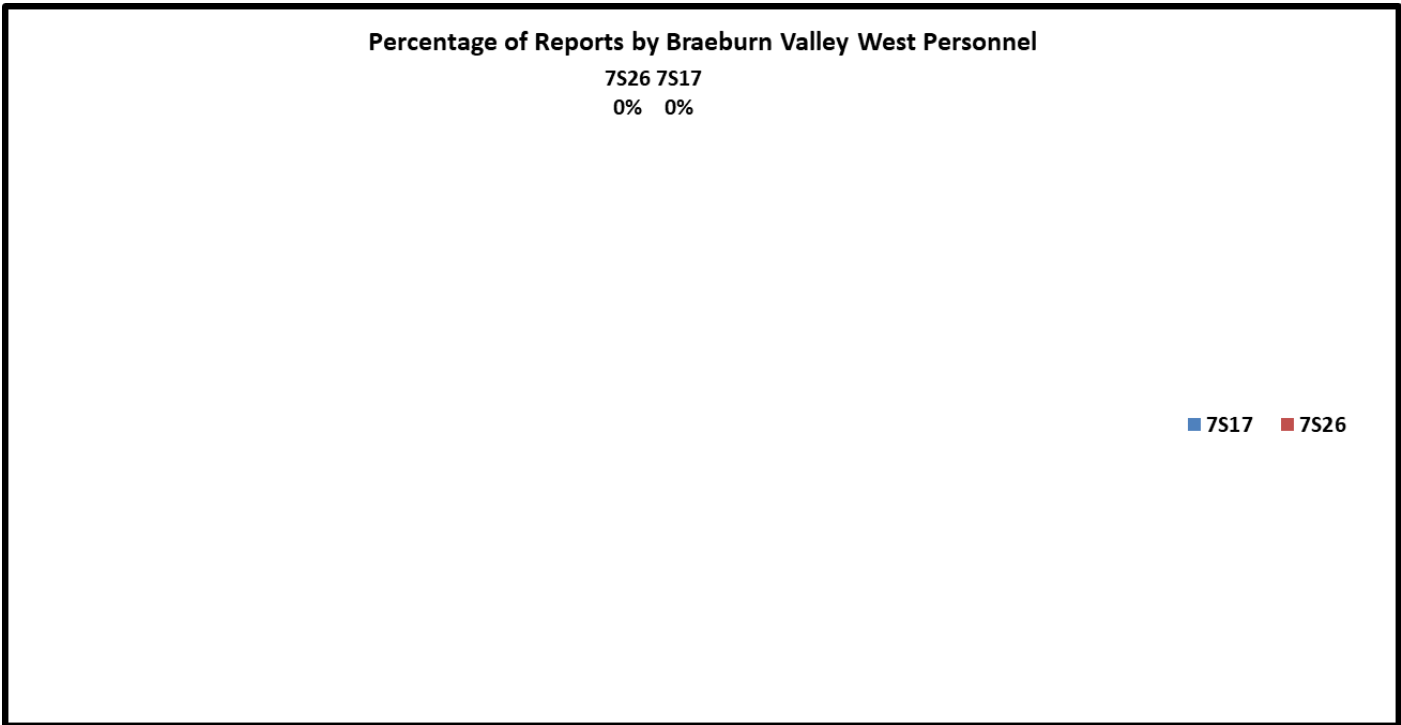


CIT/MHO Dispositions Monthly Total:

| * | <i>C.I.T. Dispositions</i> | 7S17 | 7S26 | | TOT |
|-----|----------------------------|------|------|--|-----|
| (A) | CIT/MHO Outside Referral | 0 | 0 | | 0 |
| (B) | CIT/MHO Transport | 0 | 0 | | 0 |
| (C) | CIT/MHO CIT Contact | 0 | 0 | | 0 |
| (D) | CIT/MHO Arrest | 0 | 0 | | 0 |
| | | | | | |
| (E) | <i>Totals</i> | 0 | 0 | | 0 |

| * | <i>Offense/Incident Reports</i> | 7S17 | 7S26 |
|-----|---------------------------------|------|------|
| (A) | H.P.D. Reports | 0 | 0 |
| (B) | Harris County Reports | 0 | 0 |
| (C) | Crash Investigation Reports | 0 | 0 |
| | | | |
| (D) | <i>Totals</i> | 0 | 0 |

Report Generation Percentage:



Percentages:

Percentages:

Types of Report Generated & Percentages

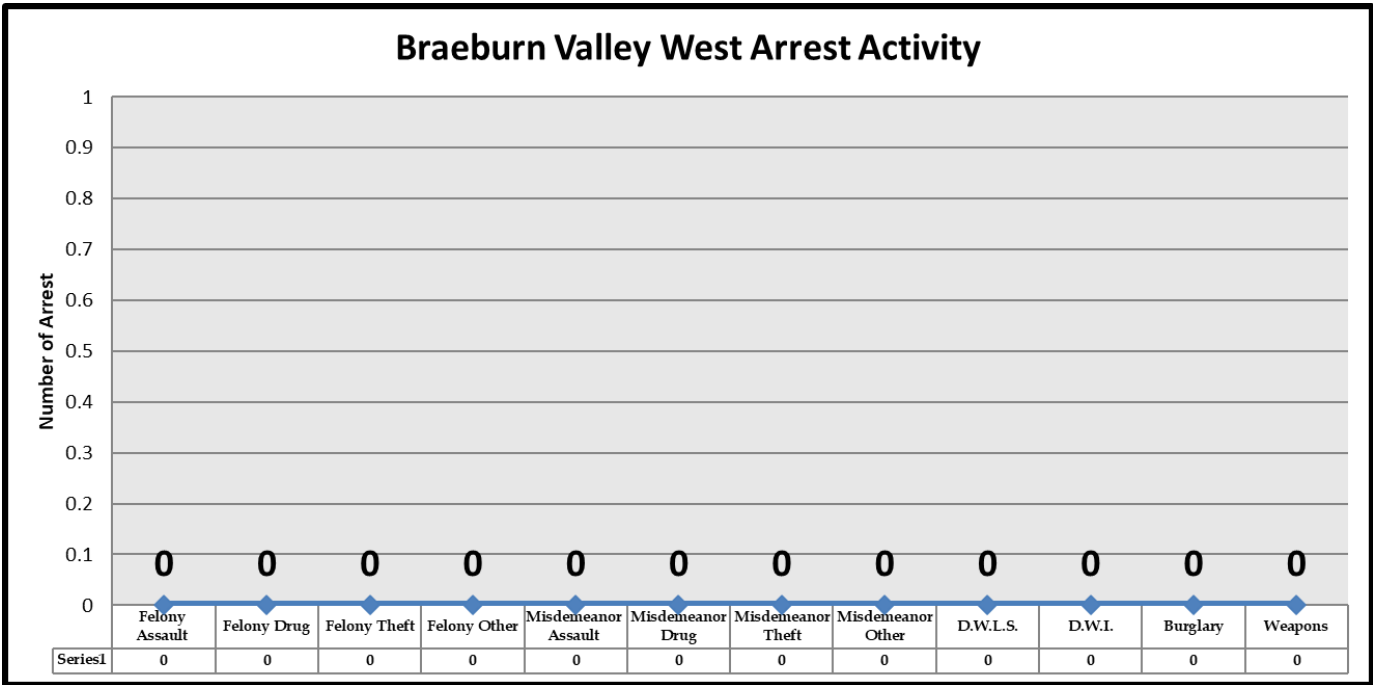
0%

■ (A) H.P.D. Reports ■ (B) Harris County Reports ■ (C) Crash Investigation Reports

Types of Criminal arrest:

| * | Types of Criminal Arrests | 7S17 | 7S26 | TOT | AVER |
|---|---------------------------|------|------|-----|------|
| A | Felony Assault | 0 | 0 | 0 | 0.0 |
| B | Felony Drug | 0 | 0 | 0 | 0.0 |
| C | Felony Theft | 0 | 0 | 0 | 0.0 |
| D | Felony Other | 0 | 0 | 0 | 0.0 |
| E | Misdemeanor Assault | 0 | 0 | 0 | 0.0 |
| F | Misdemeanor Drug | 0 | 0 | 0 | 0.0 |
| G | Misdemeanor Theft | 0 | 0 | 0 | 0.0 |
| H | Misdemeanor Other | 0 | 0 | 0 | 0.0 |
| I | D.W.L.S. | 0 | 0 | 0 | 0.0 |
| J | D.W.L. | 0 | 0 | 0 | 0.0 |
| K | Burglary | 0 | 0 | 0 | 0.0 |
| L | Weapons | 0 | 0 | 0 | 0.0 |
| | | | | | |
| M | <i>Totals</i> | 0 | 0 | 0 | 0.0 |

Braeburn Valley West Arrest Activity



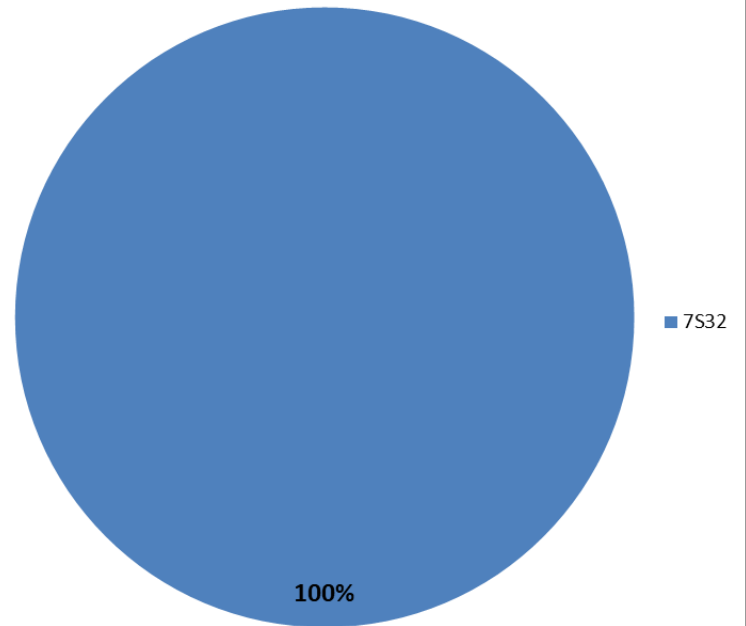
Executed Warrant Monthly Total:

| * | Executed Warrants | 7S32 | | TOT | AVER |
|-----|----------------------|------|--|-----|------|
| (A) | Felony Warrants | 0 | | 0 | 0.0 |
| (B) | Misdemeanor Warrants | 0 | | 0 | 0.0 |
| | | | | | |
| (C) | <i>Totals</i> | 0 | | 0 | 0.0 |

Traffic Law Enforcement Total:

| * | Traffic Enforcement | 7S17 | 7S26 | TOT | AVER |
|---|------------------------------|------|------|-----|------|
| A | Speeding | 0 | 0 | 0 | 0.0 |
| B | School Zone. | 0 | 0 | 0 | 0.0 |
| C | Ran Red Light. | 0 | 0 | 0 | 0.0 |
| D | Stop Sign. | 0 | 0 | 0 | 0.0 |
| E | Invalid Vehicle Registration | 0 | 0 | 0 | 0.0 |
| F | Invalid M.V. Inspect | 0 | 0 | 0 | 0.0 |
| G | No Seat Belt | 0 | 0 | 0 | 0.0 |
| H | No Insurance. | 0 | 0 | 0 | 0.0 |
| I | No Driver's License | 0 | 0 | 0 | 0.0 |
| J | Defective Equipment | 0 | 0 | 0 | 0.0 |
| K | Other Violation | 0 | 0 | 0 | 0.0 |
| | | | | | |
| L | Written Warnings | 0 | 0 | 0 | 0.0 |
| M | Verbal Warning | 4 | 0 | 4 | 2.0 |
| | | | | | |
| N | Citation | 0 | 0 | 0 | 0.0 |
| | | | | | |
| O | Total Violations | 4 | 0 | 4 | 2.0 |

Traffic Law Enforcement Activity by Unit



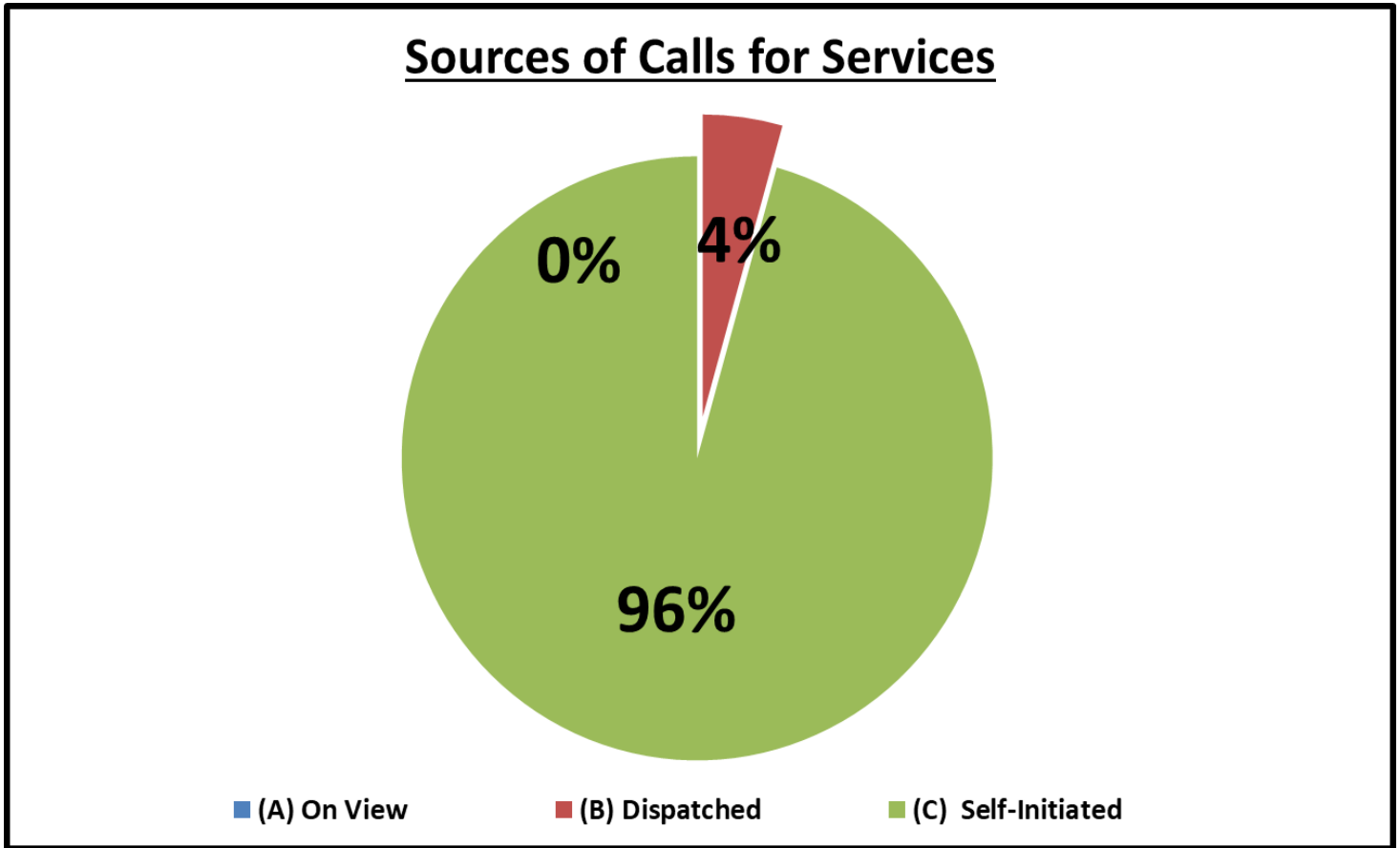
Citations vs. Warnings Monthly Total:

| * | <i>Warnings vs. Citations</i> | 7S17 | 7S26 | TOT | AVER | % |
|-----|-------------------------------|------|------|-----|------|------|
| (A) | Written/Verbal Warnings | 4 | 0 | 4 | 2.0 | 100% |
| (B) | Citations | 0 | 0 | 0 | 0.0 | 0% |
| | | | | | | |
| (C) | <i>Totals</i> | 4 | 0 | 4 | 2.0 | 100% |

Sources of Calls for Service Percentages:

| * | <i>Sources of Calls for Service</i> | 7S17 | 7S26 | TOT | AVER | % |
|-----|-------------------------------------|------|------|-----|-------|------|
| (A) | On View | 0 | 0 | 0 | 0.0 | 0% |
| (B) | Dispatched | 11 | 0 | 11 | 5.5 | 4% |
| (C) | Self-Initiated | 242 | 0 | 242 | 121.0 | 96% |
| | | | | | | |
| (D) | <i>Totals</i> | 253 | 0 | 253 | 126.5 | 100% |

Sources of Calls for Service Percentages:



Free Reserve Personnel Time Utilized in Contract Monthly Total:

| * | <i>Free Reserve Personnel Time</i> | 7S32 | | TOT | AVER |
|-----|------------------------------------|------|--|-----|------|
| (A) | <i>Totals</i> | 0 | | 0 | 0.0 |

Mileage Total:

| * | <i>Mileage</i> | 7S17 | 7S26 | | TOT |
|-----|----------------|------|------|--|-----|
| (A) | <i>Totals</i> | 884 | 0 | | 884 |

Monthly Productivity Analysis Report (M.P.A.R.)- Executive Summary:

| * | <i>Unit</i> | 7S17 | 7S26 | TOT | AVER |
|---|----------------------------------|------|------|-----|-------|
| 1 | Patrol Activity | 252 | 0 | 252 | 126.0 |
| 2 | Security Checks | 252 | 0 | 252 | 126.0 |
| 3 | C.I.T. Interactions | 0 | 0 | 0 | 0.0 |
| 4 | Offense/Incident Reports | 0 | 0 | 0 | 0.0 |
| * | <i>Total Service Calls</i> | 504 | 0 | 504 | 252.0 |
| 1 | Criminal Arrests | 0 | 0 | 0 | 0.0 |
| 2 | Citations Issued | 0 | 0 | 0 | 0.0 |
| 3 | Written & Verbal Warnings | 4 | 0 | 4 | 2.0 |
| * | <i>Enforcement Service Calls</i> | 4 | 0 | 4 | 2.0 |
| * | Total Hours | 160 | 160 | 320 | 160.0 |
| 1 | Sick Time Used | 0 | 0 | 0 | 0.0 |
| 2 | Vacation Time Used | 0 | 0 | 0 | 0.0 |
| 3 | Training Time Used | 0 | 0 | 0 | 0.0 |
| 4 | Compensatory Time Used | 0 | 0 | 0 | 0.0 |
| * | <i>Hours Actually Worked</i> | 160 | 160 | 320 | 160.0 |
| * | <i>Unit Productivity Ratio</i> | 3.2 | 0.0 | 1.6 | 1.6 |

Sergeant T. Roe 87S02

Sgt. T.Roe , 87S02

Neighborhood Contract Division, Division Supervisor

Harris County Constable's Office of Precinct "7"