

FWDP Newsletter

Volume 38 Issue 6 October 2021

**Fort Worth Decorative Painters is a Chapter
of the Society of Decorative Painters
Celebrating 35 Years**



FWDP President Letter

I am looking forward to cooler days, which HAVE to come soon, don't they? I have my pumpkins set out and my eyes on the Halloween candy.

It seems like forever since we have had "normal" lives. Covid has robbed us of time with friends, vacations, finding things we want to buy, (because shipping and manufacturing are slower) our waist-lines. I keep telling myself Spring will be the start of better times. With that in mind, what would you like to contribute to the Chapter in 2022? Do you have a project you want to teach, a raffle item to bring, a new snack to share?

Lets start thinking about next year and how you can support Louise and the Chapter. Try to attend the October meeting, as we will be signing up for our holiday party, and paying dues for 2022. Don't forget to support Palooza and SDP's Convention in Las Vegas.

CONNIE



General Meeting October 18
Botanic Gardens
Bee Box with Nancy
Bring your "sack" dinner

PROGRAMS: A big thanks to Nancy for teaching our October project. The picture of this and the November project was in the September newsletter.

November is when we vote on projects for the next year. If you would like to teach in 2022, bring a finished piece to the November meeting. We need at least 8 pieces. It is best when the piece can be completed in 2-3 hours. If you submit more than one project, please be prepared to teach more than once.

Thank you, Louise

Raffles

Welcome fellow painters. It's good to return to the things we used to do. I am requesting that the board members bring a raffle item to the meeting. I thank you all in advance.

Happy Painting, Armida

See minutes for those that brought raffle items last meeting and the winners.

It's almost time for officer elections. Ours is always at our November meeting. Nominees for 2022 are:

Peggy Thomas —VP Programs—President Elect

Connie Alexander—Secretary

Sharlene King—Treasurer

Dora Jodoin—Membership

ELECTION



Nominations may be made from the floor. Ensure the person being nominated has agreed to the nomination. There are numerous other ways to serve the chapter through being a part of the a committee. Please help by volunteering or saying “yes” when asked.

Sharlene, Armida and Nancy

Nominating Committee

³ **October Project taught by Nancy**

See photos on Page 6

Bee Box -taught by Nancy

Surface is on a round 7" or 7 1/2" papier mache box. Pattern can be changed to fit a surface of your choice. This design makes a cute memory box also.

Palette: Decoart Americana

Plantation Pine, Houser Medium Green, Hauser Dark Green, Winter Blue, Tomato Red, Deep Burgundy, Zinc, Black, Warm White, Moon Yellow, Honey Brown, Lemonade

Usual painting supplies, including a mop

Prep:

Box with watermelon:

Using a large flat brush and Plantation Pine paint down about 1/3 of the area from top of box to the watermelon line.

Wipe the brush but do not clean it and pick up Hauser Medium Green and paint the next 1/3 of the area. Blend colors together where they meet and mop if needed.

Wipe the brush again and paint Winter Blue to watermelon. Blend colors together where they meet and mop if needed. Go beyond the watermelon line with the Winter Blue. When Blue is dry trace watermelon line back on box.

Paint the watermelon area with Tomato Red.

Box without watermelon:


Using a large flat brush and Plantation Pine paint down about 1/3 of the lid.

Wipe but don't clean brush and pick up Hauser Medium Green and paint the next 1/3 down, blending where the two colors meet and mop if needed.

Wipe the brush again and pick up Winter Blue and finishing painting down to bottom of box. Blend colors together where they meet and mop if needed.

Trace pattern onto box.

The bottom and edges are painted a color of choice. Original is Plantation Pine.





2021 Projects Remaining

October with Nancy
Bee Box



November with Dusti
Jingle Bell Snowman



Jingle Bell Snowman

Palette:	Ivory (Delta)	Golden Brown	Tomato Spice	Maroon
	Tangerine	Pumpkin	Black	Dark Goldenrod
	Spice Brown	White	Raw Sienna	Mudstone

* Substituted True Ochre for Dark Golden brown; Slate Grey for Mudstone; Buttermilk for Ivory. If you do not have all the paint colors substitute! Barb's designs are the perfect pieces to use what you have instead of buying new paint.

Wash the glass block and wipe it down with alcohol to remove any fingerprints or any type of residue.

When dry sponge on "Ivory" or "Buttermilk" in an up and down motion, all the way to outside edges. This should be a solid coverage not a hit or miss. *You should not see any glass through the paint, even after first coat.* Sponge 2 coats of "Ivory" on front of the brick, letting each coat dry as long as possible. Preferably overnight!

Mottling: This is very easy to do, but if you are working on glass you have to work quickly. If you let the water sit too long on the Ivory basecoat it will lift. Working mainly toward the top of the brick since his coat will cover most of the bottom. Using a round brush Place a small puddle of Raw Sienna on your palette and then thin it with water (...maybe half and half). With a clean damp brush wet the ivory background and quickly apply thinned raw Sienna in spots so it will spread. Direct the paint with a fan or hair dryer set on low heat. Leave a little Ivory showing in places, as well as having some Dark Raw Sienna areas. When this is dry (preferably overnight) gently apply your pattern. Your paint will still be very tender.

Basecoat:

Base the snowman's head with Buttermilk

Base his hat and the outer rim of the brick with Black

Base his coat and hat band with Tomato Spice

Brushes used by Barb: 3/8 DM stippler; 1/2 DM Stippler; #8 Flat Series 7300; #2 JS Liner; 18/0 liner series 75050 La Corneille; 1/4 Angular Shader Series 7400 and 3/8 Angular Shader series 7400.

This Project can be painted on the surface of your choice. Glass Block are available at Hobby Lobby and go on sale frequently. It would be cute on a skinny chalkboard or a small barrel stave. Use your imagination!!!

A Barb Jones pattern



Christmas Party:

An exciting part of the festivities is Gifts of Five. I am hoping everyone will participate as well with the Ornament Exchange.

Auction: I would like to have these items by Dec first. I need to prepare bid sheets for each. I would like for the bid sheet to have a picture of the item they are bidding on. This is to avoid confusion. I will be glad to come to your home and pick up just give me a call to arrange.

Thank you, Louise

Menu from Olive Garden

Gnocchi Soup

Salad

Breadsticks

Alfredo fettuccini

Lasagna

Deserts

Black-tie cake

Pumpkin cheesecake

Drinks

Water

Ice tea

Cost. \$20 each

Ornaments can keep with the theme “Anything Shara Reiner all seasons” or do whatever you want to do

Sheryl

SEMINARS

Nancy Scott, CDA will be here for a seminar May 14-15, 2022 (Covid permitting)

We will have photos at the October meeting for you to vote on.

HOSPITALITY

The chapter voted in September to continue “ Bring your own brown bag Dinner” for the remainder of the year. The chapter will decide later about next year.

Happy Painting!

Jan

Membership News

2022 FWDP Membership dues will start being collected at our October 2021 chapter meeting. Chapter dues should be paid by December 2021. Chapter dues are \$20 and may be paid by cash, check, or by Zelle. As a reminder, be sure to renew your Society of Decorative Painters, our National chapter dues as well; this is a requirement to be a part of FWDP. With everyone having different due dates and/or renewing for multiple years, it would be easy to forget to renew. Please take a moment to double check to see if it is time to renew. Thanks for your support to our chapter. Looking forward to an exciting year.

Sunshine - Suzane Godley

Sallie broke both legs. Sending get well wishes to her!

October Birthdays

9 - Le Anne
16 - Linda M
21 - Janis B
31 - Jan M

November Birthdays

12 - Nancy G
16 - Peggy T
22 - Sallie W

Memory Boxes—Judy Wallis

Lets get painting so we don't have to say " We don't have any painted boxes" . The hospital would like to have more boy related boxes.

Thank you!
Judy



SATURDAY SPECIALS

A great big THANK YOU to Nancy for teaching our only Saturday Special We had a relaxing and enjoyable in person day painting, talking, laughing, and eating! Thank you Sharlene for introducing us to Chicken Salad Chicks.

Once again it is time to think about what you want to paint during 2022.

Please bring your projects to the November meeting. These are the days that we can work on projects that require more time than we have at a meeting. Please be willing to teach the project you bring or have someone willing to teach for you.

If all goes well it would be nice to have three Saturday Specials next year.

I look forward to seeing what we have to vote on in November.

Dusti

2021 Board

Elected Officers:

President – Connie Alexander
VP Programs – Louise Smith
Treasurer – Sharlene King
Secretary --- Peggy Thomas
Membership -- Dora Jodoin



Committees:

Christmas Party:	Sheryl Jones
Hospitality/Table Attendant:	Jan Park
Monthly Raffle:	Armida Guzman
Newsletter	Nancy Genetti
Website/Publicity:	Suzane Godley
Parliamentarian:	Yvonne Lowrie
Saturday Specials	Dusti Dancer
Seminars	Nancy Genetti
Sunshine/Birthdays:	Suzane Godley
Memory Boxes	Judy Wallis

Chapter Meeting
Fort Worth Decorative Painters of SDP
September 20, 2021

The Chapter meeting of the Fort Worth Decorative Painters of SDP was called to order at 6:37 p.m., September 20, 2021 at the Fort Worth Botanic Gardens. Louise Smith served as Chairman.

Present were: Louise Smith, Beth Stodieck, Peggy Thomas, LaRue Hughes, Janice Briggs, Jan Park, Sharlene King, Judy Wallis, Dusti Dancer, Carolyn Martchenke, and Juanita Munoz. Also Sheryl Jones via phone.

President – Connie Alexander (Absent)

Programs – Louise Smith Beth Stodieck will be teaching her angel pins tonight and next month Nancy Genetti will teach her Bees project. Dusti Dancer will teach a Snowman Santa on a glass block (or whatever surface you want to). Prep instructions will be in the Newsletter.

Membership - Dora Jodoin (Absent) Louise mentioned dues for next year will be collected next meeting.

Service Projects/Memory Boxes - Judy Wallis Judy talked with Cook Children's and they would like to have more boy-like things on the boxes .

Secretary - Peggy Thomas The previous minutes of last Chapter meeting were approved as written. Jan Park motioned to accept and it was seconded by Janice Briggs.

Treasurer's Report - Sharlene King Sharlene reported the checking account balance.

Christmas Party - Sheryl Jones/Louise Smith Sheryl reported via phone that she had spoken with Olive Garden re: the menu. Salad, breadsticks, gnocchi soup, lasagna, alfredo pasta and for dessert Pumpkin Cheesecake or Black Tie Cake. This will be catered by Olive Garden and will cost \$18.50 if we have 25 people. It was suggested to ask what the charge would be for 20 people which is what we usually have and also if we eliminated the soup. Sheryl asked what the party budget is and Louise told her \$200 but that was total for all party expenses.

Hospitality – Jan Park It was decided to continue bringing a sack lunch for the next two meetings. Dusti Dancer made the motion and it was seconded by Sharlene King. There was discussion of how in the past it would be just snacks and that maybe we should go back to that as it was always the main dishes that were harder to fill on the signup sheet.

Newsletter - Nancy Genetti (Absent).

Seminars - Nancy Genetti There will be an article in the newsletter re: Nancy Scott.

Saturday Specials - Dusti Dancer

Monthly Raffle - Armida Guzman Tonight's door prizes were donated by Peggy Thomas, Louise Smith, Sharlene King and Dusti Dancer. They were won by Janice Briggs, Larue Hughes, Judy Wallis and Juanita Munoz.

Sunshine/Birthdays - Suzane Godley Sheryl, Judy, Connie and Beth had birthdays in September.

Publicity/Website - Suzane Godley No publicity announcements until after COVID pandemic.

Other:

OKC Palooza is coming up in October.

Meeting adjourned at 7:03 p.m.

Respectfully submitted,
Peggy Thomas, Secretary

September meeting Photos

Beth teaches Bee Pins

Beth with her Halloween project that was in the Decorative Painter.
Congratulations Beth!





SDP Corner and Out and About

Check out Zoom Classes at
sdpvirtualartacademy.com
And Decorative painters academy

Join SDP: An Artful Connection on Facebook if
you haven't already.


SDP posts lots of information on this Site

SDP New Address
Society of Decorative
Painters
7450 S Seneca St
Haysville, KS 67060



Oklahoma City Painting Palooza
The Good Old 50's
Oct 23-30, 2021
Registration is open

Wildflowers Chapter 2021 Seminars
Postponed to 2022—Jamie Mills Price



Contact Carol Reichelt rodcar1102@aol.com to be put on waiting list

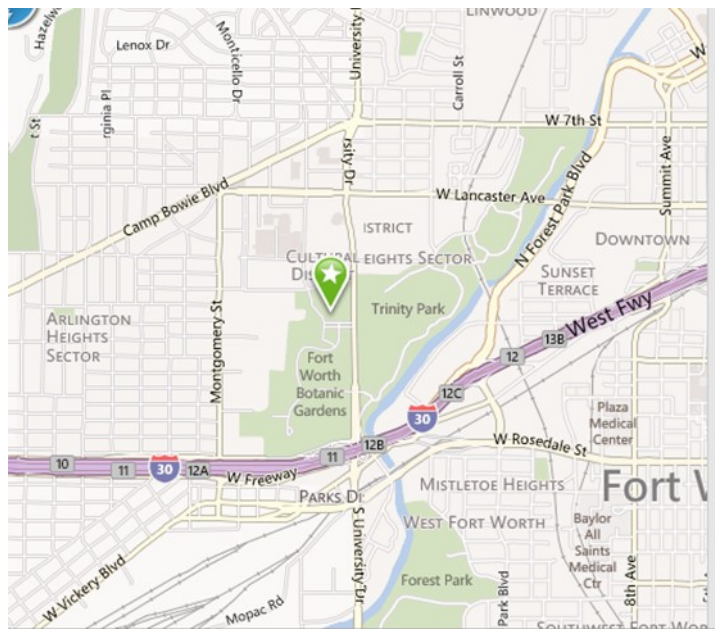
Fort Worth Decorative Painters

Nancy Genetti
 Newsletter Editor
 117 Eton Drive
 Richardson, TX 75080

Facebook:

Fort Worth Decorative Painters (FWDP)

www.fwdecorativepainters.com



FWDP Meets the Third Monday of February, March, April, May, September, October & November.

January Meeting 4th Monday and the Christmas Party 2nd Monday in December.

At the

**Botanical Gardens
 3220 Botanic Garden Blvd.
 Fort Worth, TX 76107**

2021 Dates to Remember

September 20 - Regular Meeting—Bees taught by Beth

October 18—Regular meeting—bees & watermelon with Nancy

November 15—Regular Meeting—Snowman on Glass Block with Dusti

December 13—Christmas Party