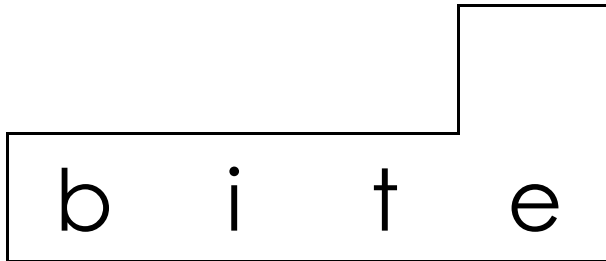
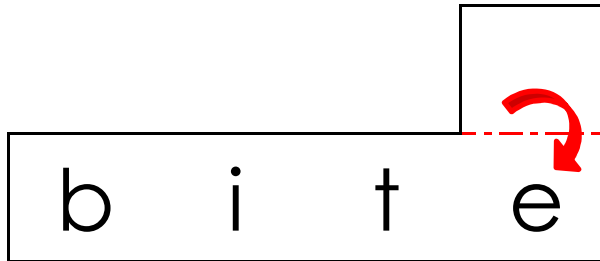


# "Bossy E" Words


1. Cut out all of the "Bossy E" word cards.



2. Fold the paper tab down over the 'e' on the end of each word.



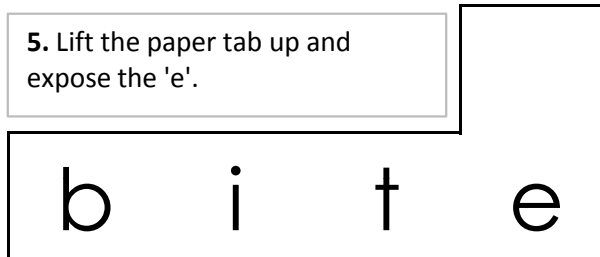
3. Begin the lesson with the card as shown below (the paper tab has been folded over the 'e' on the end of the word).



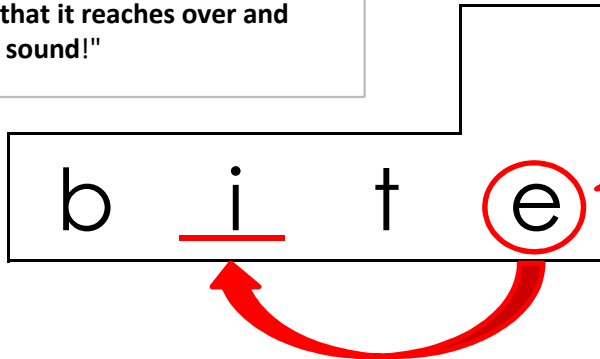
4. Slowly sound out each phonetic letter and then say the complete word.



5. Lift the paper tab up and expose the 'e'.



6. Explain that the 'e' on the end "is so bossy that it reaches over and makes this letter say its name instead of its sound!"



Say your name!!

b i t e

c a n e

c a p e

c u b e

c u t e

d i m e

f a d e

f i n e

h a t e

h i d e

h o p e

h u g e

k i t e

m a d e

m a n e

m o p e

n o t e

p a n e

p e t e

p i n e

r a t e

r i d e

r i p e

r o b e

r o d e

S a m e

s i t e

t a m e

t a p e

t u b e

a t e

p l a n

s c r a p e

s l a t e