

Honeycomb shades are the mainstay of classic design. Our three unique collections offer a distinctive blend of decorative style, versatility and insulating comfort.

ALTA  
WINDOW FASHIONS



# HONEYCOMB SHADES

Honeycomb // SoftStyle // 2" Hybrid Pleat



## WHY OUR HONEYCOMB SHADES?

- Three unique collections satisfy virtually every decorating scenario and window type
- Broad range of fabrics: sheer, semi-sheer, semi-opaque and blackout, including soft-hand selections, decorative prints, fire-retardant and woven fabrics
- Multiple cell styles include small single, large single, double cell, triple cell, and our 2" Hybrid Pleat
- Patented D-cell design keeps its crisp, full pleated structure and facing for the life of the shade
- Fabric-wrapped rails on most configurations provide a coordinated, soft-textured look
- Full range of control options, including our proprietary Cordless Lift & Lock™ at no extra charge
- Versatile all-in-one design solutions such as Tandem™ and TriLight Shades® provide enhanced shade performance
- Limited Lifetime Warranty for customer satisfaction

# THREE DISTINCTIVE COLLECTIONS

*Captivate your customers' attention with our wide range of high-performance fabrics, exceptional palette of neutral and designer colors, and unmatched selection of control and design options.*



// Honeycomb

## HONEYCOMB

- Opacities include sheer, semi-sheer, semi-opaque and blackout
- Specialty fabric styles feature decorative prints, fire-retardant and elegant woven fabrics
- Choice of multiple cell styles:  $\frac{3}{8}$ " single,  $\frac{3}{4}$ " single, double cell, and triple cell
- Fabrics stack tight for less obstruction at the window
- Several fabric styles are available up to 174" wide
- 100% stain-resistant polyester fabric is wrinkle resistant and easy to clean and maintain; most styles are completely washable



// SoftStyle

## SOFTSTYLE

- Opacities include semi-opaque and blackout in three cell sizes:  $\frac{5}{16}$ " single,  $\frac{3}{4}$ " single and double cell
- Special linen-look print in  $\frac{3}{4}$ " blackout
- Thick, soft-hand fabric is extra sound-absorbent and maintains rich color in sunny windows
- Tabbed white back adds dimension and a neutral appearance from the exterior



// 2" Hybrid Pleat

## 2" HYBRID PLEAT

- Impressive 2" pleat size makes a bold statement on large expanses of glass and sliding doors
- Available in semi-opaque and blackout opacities that coordinate with popular Opulence and SoftStyle colors
- Perfect coordination of windows and doors in the same room
- Rear cording and a white tabbed back offer a consistent, dimensional appearance from the exterior


## CONTROL OPTIONS

### STANDARD CORDLOCK




Shade operates with a simple pull cord and can be locked in any position desired. Cleats help keep cords taut for added safety.

### CORDLESS LIFT



A light push or pull lifts or lowers shade to any desired position. With no visible cords, shades offer a clean look and provide added child safety.

### CORDLESS LIFT AND LOCK™



Press a button on the bottomrail handle to lift and lower the shade. Release the button to securely lock the shade into place. A child-safety option at no extra charge.

### CONTINUOUS CORD LOOP



Raise oversized or heavy shades with ease and convenience. Cord loop remains a constant length. Cord tensioner eliminates dangling cords for enhanced child safety.

### REMOTELIFT 2.0



Combines radio frequency and infrared wireless signals for best performance. Battery-operated motorized system allows lifting and lowering of individual or multiple shades. Ideal for hard-to-reach windows and homes with children.

### TWO-ON-ONE HEADRAIL



Two independently operating shades share the same headrail for a clean, unified look. Ideal for wide windows and patio doors.

## DESIGN OPTIONS

### VERTICAL APPLICATION



Vertically-oriented shade opens from side-to-side, the perfect option for sliding glass doors, closets and room dividers. Stacks tightly at 6 1/2" to maximize the outside view.

### SKYLIGHT






Covering most skylight openings, the skylight system includes side tracks, and manually operates with a handle or optional extension pole.

### ARCHES, ANGLES, SPECIAL SHAPES



Versatile honeycomb is perfect for any shaped window. From fan-fold and operable arches, to hexagons, octagons, trapezoids, and angles.

# HONEYCOMB SHADES *by Alta*

FEATURES	BENEFITS
<b>FABRIC AND CELL STYLES</b>	
Spun Bond Fabric	Strong fabric features crisp pleat, smaller stack in the window, and is easy to clean.
Spun Lace Fabric	Soft hand fabric is slightly thicker; cords are less visible in sunlight. Maintains rich color.
Cell Sizes	Multiple cell sizes include small and large single, double, and triple cell to accommodate the scale of virtually any window.
<b>A</b> 2" Hybrid Pleat	A bolder size for a dramatic look, larger windows and sliding glass doors.
<b>A</b> D-Cell Construction	Pleats maintain their crisp, full pleated structure and facing for the life of the shade.
<b>CONTROL OPTIONS</b>	
Standard Cordlock	Shade operates with a simple pull cord and can be locked in any position desired. Cleats help keep cords taut for added safety.
Cordless Lift	 A light push or pull lifts or lowers shade to any desired position. With no visible cords, shades offer a clean look and provide added child safety.
<b>A</b> Cordless Lift & Lock	 Press a button on the color-coordinated bottomrail handle to lift and lower the shade. Release the button to securely lock the shade into place. A child-safe option at no extra charge.
Continuous Cord Loop	Raise oversized or heavy shades with ease and convenience. Cord loop remains a constant length. Cord tensioner eliminates dangling cords for enhanced child safety.
RemoteLift 2.0	 Combines radio frequency and infrared wireless signals for optimum performance. Battery-operated motorized system allows lifting and lowering of individual or multiple shades. Ideal for hard-to-reach windows and homes with children. Available with bottom-up or top-down operation.
2-on-1 Headrail	Two independently operating shades share the same headrail for a clean, unified look. Ideal for wide windows and patio doors.
<b>DESIGN OPTIONS</b>	
Vertical Application	Pleats are vertically oriented. Shades open side to side and stack in a 6 ½" space, making them a superb choice for sliding glass door, extra wide windows and room dividers.
Skylights	Easy-to-operate system covers most skylight openings. Includes side tracks and manually operates with a handle or optional extension pole.
Arches	Stationary, movable and top-down arch styles fit most openings.
Specialty Shapes	Shades can be customized to fit most any shape, including angles, circles, hexagons, and more.
<b>LIGHT AND PRIVACY CONTROL OPTIONS</b>	
Top-Down/Bottom-Up	Operates from the top down and the bottom up for flexible light control and privacy.
Two-Fabric Combination	Combines two honeycomb fabrics (typically a sheer or semi-sheer with blackout) in a single window covering to offer two different styles and variable light control.
<b>A</b> TriLight Shades®	A unique combination of a sheer pleated shade on top and your choice of a bottom shade for the ultimate in versatility.
<b>A</b> Tandem™ Shades	Features a screen, light-filtering or blackout back liner (roller shade) to enhance light control, privacy and energy efficiency.
<i>See other page for more details on TriLight and Tandem shades.</i>	
<b>HARDWARE AND INSTALLATION</b>	
Sleek, Low-Profile Headrail	Allows shades to stack tightly. Aluminum rails are light, yet durable, and won't rust, even in humid or coastal climates.
Fabric-Wrapped Headrails	Standard with Cordless Lift, Cordless Lift & Lock, Continuous Cord Loop and RemoteLift 2.0 shades. Color-coordinated headrails are optional. Tandem headrail is fabric wrapped only.
Snap-In Brackets	Easy to install and hold shades securely in place.
<b>A</b> Shade Adjust	Allows for easy, in-field skew adjustments with the simple turn of a screw. ½" maximum adjustment.

NOTE: Please refer to the Reference Guide for option availability.  **The Alta Advantage**

*Alta is the trailblazer for light and privacy control*

Our high-performance designs offer maximum control of both sun and view thanks to a myriad of selections including Top-Down/Bottom-Up, Two-Fabric Combination shades and our TriLight Shades® and Tandem™ Shades shown below.



**TRILIGHT SHADES®**

TriLight is an innovative pairing of a sheer pleated shade on top and your choice of a bottom shade. It operates like a top-down/bottom-up shade, but offers additional performance perks:

- Diffuses light and offers a softened view to the outdoors — or buffers unpleasant views
- Protects furnishings from damaging UV rays and reduces glare on computer and TV screens
- Enhances privacy during the day and offers improved energy efficiency by filtering hot, searing rays
- A surcharge option, only a few dollars more than a top-down/bottom-up shade

**TANDEM™ SHADES**

Tandem shades double up for the ultimate in light management by combining a front fabric shade for aesthetics and a back liner (roller shade) for flexible light and privacy control as well as improved energy efficiency.

Three liner choices:

- Light-filtering adds enhanced privacy and light blocking to any shade
- Blackout allows many more front shade style and color choices when blackout is desired
- Screen provides UV protection and glare reduction during the day while still preserving a view

Optional side seals eliminate light gaps at the sides of the window for energy efficiency and true blackout (with the blackout liner).



# HONEYCOMB

SHADES



// Honeycomb



// 2" Hybrid Pleat



// SoftStyle

**ALTA**  
WINDOW FASHIONS

View complete line of Alta Products, [www.altawindowfashions.com](http://www.altawindowfashions.com)

*design simplified™*