

Mid-County Volunteer Rescue Squad Call Report January 2012

Number of Calls

	This Month	January 2012 to Date
Emergency	25	25
Non-emergency	1	1
Total	26	26
No. of Patients	25	25

Type of Call

Accident/Industrial/Construction	0	0
MVC	3	3
Assault	0	0
Fire	1	1
Injury not listed	0	0
Medical emergency	20	20
Public service	2	2
Standby	0	4
Transport	0	0
Training	0	0
Pt refusal	0	0

Transport Destination

RGH	17	17
RTH	4	4
Glouster	0	0
Norfolk/Richmond	0	0
Pt Refusal	4	4
Medevac	1	1
Other	0	0

Level of Care

ALS	12	12
BLS	10	10
None necessary/rendered	4	4

Vehicle Mileage

	This Month	Jan 2012 to Date
46	390	390
48	356	356

Rescue Command 4

Mutual Aid, Jan 2012 to Date

Callao	5
Northumberland	1

Member Participation

Crew Member	This Month				Jan. 2012 to Date	% of Total Calls	Call Scheduled	Special Service Jan 2012 to Date
	AIC	Driver	Attendant	Scene				
Barnes, James	0	0	0	0	0	0	1	
Baeye, Devin	0	0	0	0	0	0	0	
Briney, Roger	0	0	0	0	0	0	0	
Campbell, Damon	0	0	0	0	0	0	0	
Cockrell, Melvin	3	6	4	1	14	53.85	110	

Mid-County Volunteer Rescue Squad Call Report February 2012

Number of Calls

	This Month	January 2012 to Date
Emergency	30	55
Non-emergency	0	1
Total	30	56
No. of Patients	25	51

Type of Call

Accident/Industrial/Construction	0	0
MVC	3	6
Assault	0	0
Fire	2	3
Injury not listed	0	0
Medical emergency	21	41
Public service	0	2
Standby	0	4
Transport	0	0
Training	0	0
Pt refusal	1	1

Transport Destination

RGH	17	34
RTH	2	6
Glouster	0	0
Norfolk/Richmond	0	0
Pt Refusal	10	14
Medevac	1	2
Other	0	0

Level of Care

ALS	9	21
BLS	16	26
None necessary/rendered	5	9

Vehicle Mileage

	This Month	Jan 2012 to Date
46	882	1282
48	194	550

Rescue Command 4

Mutual Aid, Jan 2012 to Date

Callao	5
Northumberland	1

Member Participation

Crew Member					This Month	Jan. 2012 to Date	% of Total Calls	Call Scheduled	Special Service Jan 2012 to Date
Barnes, James	AIC	Driver	Attendant	Scene	0	0	0	0	3
Beaye, Devin	0	0	0	0	0	0	0	0	0
Briney, Roger	0	0	0	0	0	0	0	0	3
Campbell, Damon	0	0	0	0	0	0	0	0	0

Cockrell, Melvin	6	1	3	3	27	48.21	175
Crockett, Tomika	0	0	0	0	0	0	0
Davis, Gene	0	4	0	0	5	8.93	9
Gogates, Judith	3	0	11	0	15	26.79	18
Gogates, Margaret	0	0	0	0	0	0	0
Gotthardt, Ed	0	0	0	0	0	0	3
Guy, Kay	0	0	0	0	0	0	0
Haynie, Rebekah	0	0	4	0	7	12.50	2
Hundley, Robert	4	0	1	1	13	23.21	28
Jackson, Diane	0	0	4	0	10	17.86	23
Kauffman, Janice	3	1	5	0	21	37.50	53
New, Tina	0	0	1	0	10	17.86	23
Newsome, Jeff	0	0	0	0	0	0	0
Parker, Garfield	0	0	0	0	2	3.57	3
Roberts, Katelyn	0	0	1	0	1	1.79	3
Rundall, Dave	0	0	0	0	0	0	0
Ryan, Paul	0	0	0	0	0	0.00	0
Schlatter, Joe	4	2	7	0	19	33.93	20
Shahan, Phil	6	0	0	0	13	23.21	47
Shearous, Don	0	8	0	0	12	21.43	2
Sowder, Mark	0	0	1	0	1	1.79	41
Wagner, Larry	0	3	1	0	10	17.86	11
Webber, Jim	4	10	6	1	35	62.50	27
Widenmyer, Jeanne	0	0	0	0	0	0.00	0
Wilmore, Brittani	0	0	0	0	0	0	19
Wilmore, Bryan	0	1	0	0	2	3.57	10
Wilson, Aaron	0	0	0	0	0	0	2
Yerby, Angela	0	0	0	0	0	0	4

Mid-County Volunteer Rescue Squad
Call Report

Page 2
March 2012

Member Participation

Crew Member	Calls Run This Month				1 Jan. 2012 % of Total		Special Service Total Hours This Year
	AK	Driver	Attendance	Scene	to Date	Calls	
Barnes, James	0	0	0	0	0	0.00%	9
Basye, Devin	0	0	0	1	1	1.27%	5
Brann, Jena	0	0	0	0	0	0.00%	0
Briney, Roger	0	1	1	0	2	2.53%	17
Campbell, Damon	0	0	0	0	0	0.00%	0
Cookrell, Melvin	3	2	4	1	37	46.84%	272
Crockett, Tomika	0	0	0	0	0	0.00%	16
Davis, Gene	0	0	0	0	5	6.33%	24
Gogates, Judith	0	0	1	0	16	20.25%	28
Gogates, Margaret	0	0	0	0	0	0.00%	0
Gotthardt, Ed	0	0	0	0	0	0.00%	3
Grigsby, Beverly	0	0	0	0	0	0.00%	0
Guy, Kay	0	0	0	0	0	0.00%	0
Harris, Con	0	0	0	0	0	0.00%	0
Haynie, Rebekah	0	0	0	1	6	10.13%	11
Hundley, Robert	2	0	0	0	15	18.99%	35
Jackson, Diane	0	0	3	0	13	16.46%	18
Kauffman, Janice	5	1	2	0	29	36.71%	73
Loving, Ron	0	0	0	0	0	0.00%	0
Martin, Russell	0	0	0	0	0	0.00%	0
New, Tina	3	0	2	0	15	18.99%	25
Newsome, Jeff	0	0	0	0	0	0.00%	0
Parker, Garfield	0	1	0	1	4	5.06%	3
Roberts, Katelyn	0	0	0	0	0	0.00%	3
Rundell, Dave	0	0	0	0	0	0.00%	0
Ryan, Paul	0	0	0	0	0	0.00%	0
Schlatter, Joe	1	4	7	0	31	39.24%	42
Shahan, Phil	4	0	0	0	17	21.62%	54
Sheerous, Don	0	2	0	0	14	17.72%	2
Smith, Edward	0	0	0	0	0	0.00%	0
Smith, Sandi	0	0	0	0	0	0.00%	11
Sowder, Mark	2	0	0	0	3	3.80%	180
Townshend, Dan	0	0	0	0	0	0.00%	0
Townshend, Pam	0	0	0	0	0	0.00%	0
Wagner, Larry	0	4	2	2	18	22.78%	28
Webber, Jim	1	4	2	0	42	53.16%	40
Widenmyer, Jeann	0	0	0	0	0	0.00%	0
Wimore, Brittan	0	0	1	0	1	1.27%	29
Wimore, Bryan	0	2	0	0	4	5.06%	10
Wilson, Aaron	0	0	1	0	1	1.27%	20
Wilson, Linda	0	0	0	0	0	0.00%	29
Yerby, Angela	0	0	0	1	1	1.27%	6

4/25/2012



Mid-County Volunteer Rescue Squad Call Report

April 2012

Number of Calls

	This Month	This Year
Emergency	24	102
Non-emergency	0	1
Total	24	103
No. of Patients	24	98

Type of Call

Accident (Industrial/Construction)	0	1
Motor Vehicle Collision	1	9
Assault	0	0
Fire	0	3
Injury not listed	0	0
Medical emergency	18	73
Public service	0	2
Standby	0	0
Transport	0	0
Training	0	0
Other	0	3

Transport Destination

RGH	16	62
RTH	2	12
Glover	0	0
Norfolk/Richmond	0	0
None	6	26
Medstar	0	2
Other	0	0

Level of Care

ALS	10	38
BLS	13	51
None necessary/tendered	1	14

Vehicle Mileage

	This Month	Nov 2010 to Date
46	701	2833
46	78	177
RC4		

Mutual Aid, This Year

Callao	8
Medhamstead	3

Member Participation

Crew Member	Calls Run This Month				1 Jan.	% of Total Calls	Special Service Total Hours This Year
	1st	2nd	3rd	4th	In Date		
Barnes James	0	0	0	0	0	0.00%	15
Bease Devin	1	0	0	1	3	2.91%	2
Barr, John	0	0	0	0	0	0.00%	0
Beezy, Roger	0	1	0	1	4	3.89%	20
Campbell Damon	0	0	0	0	0	0.00%	0
Cooksey Melvin	2	2	3	1	48	43.89%	402
Crockett, Tamika	1	0	0	0	1	0.97%	15
Davis Gene	0	0	0	1	8	7.33%	34
Gogetas, Judith	0	0	1	0	17	15.56%	47
Gogetas, Margaret	0	0	0	0	0	0.00%	16
Gelhardt Ed	0	0	0	0	0	0.00%	3
Gipsby Beverly	0	0	0	0	0	0.00%	0
Gay Kay	0	0	0	0	0	0.00%	0
Harris, Con	0	0	0	0	0	0.00%	0
Hayne Roseann	0	0	0	0	0	7.77%	23
Hendrey, Robert	0	0	0	0	15	14.56%	35
Jackson, Diane	0	0	0	0	19	18.49%	20
Kauffman Janice	12	1	0	0	42	40.78%	122
Leung, Ron	0	0	0	0	0	0.00%	0
Martin, Russel	0	0	0	0	0	0.00%	0
New Tina	0	0	4	1	20	19.42%	38
Newsome, Jeff	0	0	0	0	0	0.00%	2
Parter, Garfield	0	4	0	0	8	7.77%	3
Roberts, Kathryn	0	0	0	0	0	0.00%	3
Rundak, Dave	0	0	0	0	0	0.00%	0
Ryan, Paul	0	0	0	0	0	0.00%	0
Schatter, Joe	2	4	3	0	40	38.83%	54
Shahen Phil	0	0	0	0	17	16.50%	54
Shearous, Don	0	0	1	0	15	14.56%	2
Smith, Edward	0	0	0	0	0	0.00%	0
Smith Sandi	0	0	0	1	1	0.97%	11
Sonder Mark	0	0	1	0	4	3.89%	148
Townshend, Dan	0	0	0	0	0	0.00%	0
Townshend, Pam	0	0	0	0	0	0.00%	0
Wagner, Larry	0	5	0	1	24	23.30%	41
Webber, Jim	3	1	5	2	63	61.40%	94
Widenmyer, Jeann	0	0	0	0	0	0.00%	0
Wilmora Biddan	0	0	1	0	2	1.94%	35
Wilmora Bryan	0	3	1	2	10	9.71%	13
Wilson, Aaron	0	0	0	0	1	0.97%	20
Wilson Linda	0	0	0	0	0	0.00%	20
Yesty Angela	0	0	0	0	1	0.97%	14



Mid-County Volunteer Rescue
Squad Call Report
May 2012

Number of Calls	This Month	This Year
Emergency	42	145
Non-emergency	0	1
Total	42	146
No. of Patients	36	133

Type of Call	This Month	This Year
Accident (Industrial/Construction)	0	1
Motor Vehicle Collision	8	17
Assault	0	0
Fire	1	4
Injury not listed	0	0
Medical emergency	20	94
Public service	0	2
Steady	4	4
Transport	1	1
Training	0	0
Other	0	3

Transport Destination	This Month	This Year
RCH	20	82
RTH	1	14
Gloucester	0	0
Norfolk/Richmond	0	0
None	19	45
Medevac	1	3
Other	0	0

Level of Care	This Month	This Year
ALS	7	46
BLS	27	78
None necessary/rendered	8	22

Vehicle Mileage	This Month	Nov. 2010 to Date
46	998	3629
48	175	952
RC4	28	28


Mutual Aid, This Year	This Year
Carroll	13
Northumberland	6

Mid-County Volunteer Rescue Squad
Call Report

Page 2
May 2012

Member Participation

Crew Member	1 Jan. 2012				% of Total Calls	Special Service Total Hours This Year	
	Calls Ran This Month						
	AIC	Driver	Attendant	Scene			
Barnes, James	0	0	0	0	0	0.00%	28
Bazys, Devin	2	0	0	0	5	3.40%	8
Bram, Jena	0	0	0	0	0	0.00%	0
Briney, Roger	0	3	0	0	7	4.76%	26
Campbell, Damon	0	0	0	0	0	0.00%	0
Cockrell, Melvin	2	2	2	3	54	38.73%	440
Crockett, Tomika	0	0	0	0	1	0.68%	20
Davis, Gene	0	2	0	0	8	5.44%	38
Gogates, Judith	4	0	4	1	28	17.80%	110
Gogates, Margaret	0	0	0	1	1	0.68%	28
Gotthardt, Ed	0	0	0	0	0	0.00%	3
Grigsby, Beverly	0	0	0	0	0	0.00%	0
Guy, Kay	0	0	0	0	0	0.00%	0
Harris, Carl	0	0	0	0	0	0.00%	0
Haynie, Rebekah	0	0	0	0	8	5.44%	41
Hundley, Robert	2	0	0	0	17	11.58%	44
Jackson, Diane	0	0	5	0	24	16.33%	23
Kauffman, Jenice	12	1	7	1	64	43.54%	188
Loving, Ron	0	0	0	0	0	0.00%	0
Martin, Russell	0	0	0	0	0	0.00%	0
Now, Tina	1	0	7	1	28	19.73%	68
Newsome, Jeff	0	0	0	0	0	0.00%	2
Parker, Garfield	0	7	0	1	16	10.88%	7
Roberts, Katelyn	0	0	0	0	0	0.00%	3
Rundell, Dave	6	0	1	0	7	4.76%	0
Ryan, Paul	0	0	0	0	0	0.00%	0
Schlatter, Joe	4	7	10	1	62	42.18%	81
Shahan, Phil	1	0	0	0	18	12.24%	66
Shearous, Don	0	0	0	0	15	10.20%	2
Smith, Edward	0	0	0	0	0	0.00%	0
Smith, Sandi	0	0	0	0	1	0.68%	11
Sowder, Mark	1	0	1	0	6	4.08%	223
Townshend, Dan	0	0	0	0	0	0.00%	0
Townshend, Pam	0	0	0	0	0	0.00%	0
Wagner, Larry	0	4	1	1	30	20.41%	77
Webber, Jim	6	9	3	1	73	49.66%	84
Widenmyer, Jeann	0	0	0	0	0	0.00%	0
Wilmore, Britani	0	0	0	0	2	2.04%	39
Wilmore, Bryan	0	0	0	0	8	6.12%	13
Wilson, Aaron	0	0	1	1	3	2.04%	28
Wilson, Linda	0	0	0	0	0	0.00%	41
Yerby, Angela	0	0	0	0	1	0.68%	16



Mid-County Volunteer Rescue Squad Call Report

June 2012

Number of Calls	This Month	This Year
Emergency	22	167
Non-emergency	0	1
Total	22	168
No. of Patients	22	155

Type of Call	This Month	This Year
Accident (Industrial/Construction)	0	1
Motor Vehicle Collision	1	18
Assault	0	0
Fire	0	4
Injury not listed	0	0
Medical emergency	18	112
Public service	0	2
Standby	0	4
Transport	0	1
Training	0	0
Other	0	3

Transport Destination	This Month	This Year
RGH	16	98
RTH	0	14
Glouster	0	0
Norfolk/Richmond	0	0
None	5	50
Medevac	1	4
Other	0	0

Level of Care	This Month	This Year
ALS	6	52
BLS	14	92
None necessary/rendered	2	24


Vehicle Mileage	This Month	Nov. 2010 to Date
46	698	4327
48	43	995
RC4		28

Mutual Aid, This Year

Callao	17
Northumberland	7

Member Participation

<i>Crew Member</i>	<i>Calls Run This Month</i>				<i>1 Jan. 2012 to Date</i>	<i>% of Total Calls</i>	<i>Special Service Total Hours This Year</i>
	<i>AIC</i>	<i>Driver</i>	<i>Attendant</i>	<i>Scene</i>			
Barnes, James	0	0	0	0	0	0.00%	28
Basye, Devin	0	0	0	0	5	2.96%	15
Briney, Roger	0	0	1	0	8	4.73%	64
Cockrell, Melvin	4	1	3	1	83	37.28%	576
Crockett, Tomika	0	0	0	0	1	0.59%	48
Gogates, Judith	2	0	6	0	33	19.53%	135
Gogates, Margaret	0	0	0	0	1	0.59%	20
Gotthardt, Ed	0	0	0	0	0	0.00%	3
Haynie, Rebekah	0	0	0	0	8	4.73%	59
Hundley, Robert	1	0	0	0	18	10.65%	48
Jackson, Diane	0	0	1	0	25	14.79%	32
Kauffman, Janice	1	0	3	0	68	40.24%	207
New, Tina	2	0	3	0	34	20.12%	82
Newsome, Jeff	0	0	0	0	0	0.00%	2
Parker, Garfield	0	1	1	1	19	11.24%	7
Rundall, Dave	4	0	0	0	11	6.51%	0
Ryan, Paul	0	0	0	0	0	0.00%	2
Schlatter, Joe	5	7	1	0	75	44.38%	101
Shahan, Phil	0	0	0	0	18	10.65%	70
Shearouse, Don	0	3	0	0	3	1.78%	6
Smith, Sandi	0	0	0	0	1	0.59%	11
Sowder, Mark	0	0	1	0	7	4.14%	283
Wagner, Larry	0	0	1	1	32	18.93%	87
Webber, Jim	1	4	3	0	81	47.93%	105
Wells, Jamey	0	2	1	1	4	2.37%	0
Widenmyer, Jeann	0	0	0	0	0	0.00%	4
Wilmore, Britiani	0	0	2	0	5	2.96%	46
Wilmore, Bryan	0	2	1	0	12	7.10%	22
Wilson, Aaron	0	0	0	0	3	1.78%	38
Wilson, Linda	0	0	0	0	0	0.00%	51
Yerby, Angela	0	0	0	0	1	0.59%	23



Mid-County Volunteer Rescue Squad Call Report

July 2012

Number of Calls

	This Month	This Year
Emergency	23	190
Non-emergency	0	1
Total	23	191
No. of Patients	28	183

Type of Call

Accident (Industrial/Construction)	0	1
Motor Vehicle Collision	2	20
Assault	1	1
Fire	1	5
Injury not listed	0	0
Medical emergency	14	126
Public service	0	2
Standby	0	4
Transport	0	1
Training	0	0
Other	0	3

Transport Destination

RGH	9	107
RTH	4	18
Glouster	0	0
Norfolk/Richmond	0	0
None	10	60
Medevac	0	4
Other	0	0

Level of Care


ALS	3	55
BLS	18	110
None necessary/rendered	2	26

Vehicle Mileage

	This Month	Nov. 2010 to Date
46	577	4904
48	206	1201
RC4		28

Mutual Aid, This Year

Callao	17
Northumberland	7



Mid-County Volunteer Rescue Squad Call Report

August 2012

Number of Calls	This Month	This Year
Emergency	25	216
Non-emergency	0	1
Total	25	217
No. of Patients	25	209

Type of Call	This Month	This Year
Accident (Industrial/Construction)	0	1
Motor Vehicle Collision	2	22
Assault	0	1
Fire	1	6
Injury not listed	0	0
Medical emergency	19	148
Public service	0	2
Standby	0	4
Transport	0	1
Training	0	0
Other	0	3

Transport Destination	This Month	This Year
RGH	17	124
RTH	3	22
Glouster	0	0
Norfolk/Richmond	0	0
None	4	64
Medevac	1	5
Other	0	0


Level of Care	This Month	This Year
ALS	8	64
BLS	14	124
None necessary/rendered	3	29

Vehicle Mileage	This Month	Nov. 2010 to Date
48	850	5754
48	159	1360
RC4		28

Mutual Aid, This Year	This Year
Callao	23
Northumberland	8

Member Participation

<i>Crew Member</i>	<i>Calls Run This Month</i>				<i>1 Jan. 2012 % of Total</i>		<i>Special Service</i>
	<i>AIC</i>	<i>Driver</i>	<i>Attendant</i>	<i>Scene</i>	<i>to Date</i>	<i>Calls</i>	<i>Total Hours This Year</i>
Barnes, James	0	0	0	0	0	0.00%	46
Basye, Devin	0	0	0	0	5	2.29%	27
Briney, Roger	0	4	0	0	13	5.98%	88
Cockrell, Melvin	5	1	0	0	81	37.16%	787
Cole, Sarah	0	0	2	0	2	0.92%	27
Crockett, Tornika	0	0	1	0	3	1.38%	88
Gogates, Judith	0	0	4	0	40	18.35%	245
Gogates, Margaret	0	0	0	0	1	0.46%	20
Gotthardt, Ed	0	0	0	0	0	0.00%	3
Haynie, Rebekah	0	0	0	0	8	3.67%	94
Holmes, Charlie	0	0	0	0	0	0.00%	2
Hundley, Robert	0	0	0	0	19	8.72%	64
Jackson, Diane	0	0	0	0	28	12.84%	48
Kauffman, Janice	8	0	1	0	83	38.07%	301
New, Tina	1	1	4	1	44	20.18%	109
Newsome, Jeff	0	0	0	0	0	0.00%	6
Parker, Garfield	0	2	0	1	25	11.47%	10
Rundall, Dave	3	0	0	0	17	7.80%	2
Ryan, Paul	0	0	0	0	0	0.00%	5
Schlatter, Joe	2	3	1	0	90	41.28%	126
Shahan, Phil	1	0	5	0	24	11.01%	117
Shearouse, Don	0	2	0	0	13	5.98%	8
Smith, Sandi	0	0	0	0	1	0.46%	11
Sowder, Mark	1	0	0	0	12	5.60%	350
Wagner, Larry	0	3	0	1	39	17.89%	98
Walters, Jo	0	0	3	0	4	1.83%	27
Webber, Jim	4	4	4	0	106	48.62%	158
Wells, Jamey	0	3	1	0	9	4.13%	83
Werling, Gayle	0	0	0	0	0	0.00%	0
Werling, Wesley	0	0	0	0	0	0.00%	0
Widenmyer, Jeann	0	0	0	0	0	0.00%	4
Wimore, Brittani	0	0	1	0	8	3.67%	79
Wimore, Bryan	0	1	0	0	13	5.98%	45
Wilson, Aaron	0	0	0	0	3	1.38%	38
Wilson, Linda	0	0	0	0	0	0.00%	58
Yerby, Angela	0	0	0	0	1	0.46%	29



Mid-County Volunteer Rescue
Squad Call Report
September 2012

Number of Calls	This Month	This Year
Emergency	27	243
Non-emergency	0	1
Total	27	244
No. of Patients	28	237

Type of Call	This Month	This Year
Accident (Industrial/Construction)	0	1
Motor Vehicle Collision	4	26
Assault	1	2
Fire	0	6
Injury not listed	0	0
Medical emergency	14	160
Public service	0	2
Standby	0	4
Transport	0	1
Training	0	0
Other	0	3

Transport Destination	This Month	This Year
RGH	14	138
RTH	2	24
Glouster	0	0
Norfolk/Richmond	0	0
None	9	73
Medevac	2	7
Other	0	0

Level of Care	This Month	This Year
ALS	10	74
BLS	12	136
None necessary/rendered	5	34

Vehicle Mileage	This Month	Nov. 2010 to Date
46	645	6399
48	177	1537
RC4		28

Mutual Aid, This Year	This Year
Callao	24
Northumberland	8

Member Participation

Crew Member	Calls Run This Month				1 Jan. 2012 % of Total		Special Service Total Hours This Year
	AIC	Driver	Attendant	Scene	to Date	Calls	
Barnes, James	0	0	0	0	0	0.00%	59
Basye, Devin	1	0	0	1	7	2.86%	27
Briney, Roger	0	2	0	0	15	6.12%	89
Cockrell, Melvin	4	0	6	2	93	37.96%	862
Cole, Sarah	0	0	0	0	2	0.82%	27
Crockett, Tomika	0	0	5	0	8	3.27%	94
Gogates, Judith	1	0	2	0	43	17.55%	264
Gogates, Margaret	0	0	0	0	1	0.41%	27
Gotthardt, Ed	0	0	0	0	0	0.00%	3
Haynie, Rebekah	0	0	0	0	8	3.27%	116
Holmes, Charlie	0	0	0	0	0	0.00%	7
Hundley, Robert	1	0	3	0	23	9.39%	71
Jackson, Diane	0	0	0	0	28	11.43%	48
Kauffman, Janice	10	2	3	0	98	40.00%	336
New, Tina	0	0	2	0	46	18.78%	109
Newsome, Jeff	0	0	0	1	1	0.41%	27
Parker, Garfield	0	1	5	1	32	13.06%	10
Rundall, Dave	2	0	1	0	20	8.16%	2
Ryan, Paul	0	0	0	0	0	0.00%	5
Schlatter, Joe	2	3	5	0	100	40.82%	143
Shahan, Phil	0	0	0	0	24	9.80%	138
Shearouse, Don	0	0	0	0	13	5.31%	10
Smith, Sandi	0	0	0	0	1	0.41%	11
Sowder, Mark	2	0	0	0	14	5.71%	383
Wagner, Larry	0	7	0	0	46	18.78%	106
Walters, Jo	0	0	3	0	7	2.86%	27
Webber, Jim	1	4	0	0	111	45.31%	163
Wells, Jamey	1	3	0	0	13	5.31%	102
Wering, Gayle	0	0	0	0	0	0.00%	0
Wering, Wesley	0	0	0	0	0	0.00%	0
Widenmyer, Jeann	0	0	0	0	0	0.00%	4
Wilmore, Brittani	0	0	1	0	9	3.67%	127
Wilmore, Bryan	0	3	0	0	16	6.63%	53
Wilson, Aaron	0	0	0	0	3	1.22%	38
Wilson, Linda	0	0	0	0	0	0.00%	56
Yerby, Angela	0	0	0	2	4	1.63%	35



Mid-County Volunteer Rescue Squad Call Report

October 2012

Number of Calls		
	This Month	This Year
Emergency	26	269
Non-emergency	0	1
Total	26	270
No. of Patients	25	262

Type of Call		
Accident (Industrial/Construction)	0	1
Motor Vehicle Collision	8	34
Assault	0	2
Fire	0	6
Injury not listed	0	0
Medical emergency	16	176
Public service	0	2
Standby	0	4
Transport	0	1
Training	0	0
Other	0	3

Transport Destination		
RGH	12	150
RTH	3	27
Glouster	0	0
Norfolk/Richmond	0	0
None	10	83
Medevac	1	8
Other	0	0

Level of Care		
ALS	8	82
BLS	9	145
None necessary/rendered	9	43


Vehicle Mileage		
	This Month	Nov. 2010 to Date
46	391	6790
48	313	1850
RC4		28

Mutual Aid, This Year

Callao	26
Northumberland	9

Member Participation

Crew Member	Calls Run This Month				1 Jan. 2012 % of Total		Special Service
	AIC	Driver	Attendant	Scene	to Date	Calls	Total Hours This Year
Barnes, James	0	0	0	0	0	0.00%	68
Basye, Devin	1	0	0	2	10	3.68%	36
Briney, Roger	0	0	0	0	15	5.54%	100
Cockrell, Melvin	6	1	6	0	106	39.11%	993
Cóle, Sarah	0	2	1	0	5	1.85%	41
Crockett, Tomika	0	0	1	0	9	3.32%	84
Gogates, Judith	0	0	0	0	43	15.87%	264
Gogates, Margaret	0	0	0	0	1	0.37%	27
Gotthardt, Ed	0	0	0	0	0	0.00%	3
Gregory, Ashley	0	0	6	0	6	2.21%	114
Haynie, Rebekah	0	0	1	0	9	3.32%	138
Holmes, Charlie	0	0	0	0	0	0.00%	28
Hundley, Robert	0	0	0	0	23	8.49%	74
Jackson, Diane	0	0	0	0	28	10.33%	48
Kauffman, Janice	7	2	3	0	110	40.59%	430
New, Tina	0	0	4	0	60	18.45%	115
Newsome, Jeff	0	1	0	0	2	0.74%	27
Parker, Garfield	0	2	0	1	36	12.92%	14
Rundall, Dave	4	0	0	0	24	8.86%	2
Ryan, Paul	0	0	0	0	0	0.00%	5
Schlatter, Joe	6	3	7	0	116	42.80%	180
Shahan, Phil	0	0	0	0	24	8.86%	140
Shearouse, Don	0	0	0	0	13	4.80%	13
Smith, Sandi	0	0	0	0	1	0.37%	11
Sowder, Mark	2	1	1	0	18	6.54%	487
Wagner, Larry	0	3	2	2	53	19.56%	113
Walters, Jo	0	0	6	0	13	4.80%	36
Webber, Jim	0	10	2	0	123	45.39%	200
Wells, Jamey	0	0	0	0	13	4.80%	102
Werling, Gayle	0	0	0	0	0	0.00%	0
Werling, Wesley	0	0	0	0	0	0.00%	0
Widenmyer, Jeann	0	0	0	0	0	0.00%	4
Wilmore, Brittani	0	0	0	0	9	3.32%	128
Wilmore, Bryan	0	0	0	0	16	5.90%	63
Wilson, Aaron	0	0	0	0	3	1.11%	38
Wilson, Linda	0	0	0	0	0	0.00%	68
Yerby, Angela	0	0	0	0	4	1.48%	37



Mid-County Volunteer Rescue Squad Call Report

November 2012

Number of Calls

	This Month	This Year
Emergency	21	291
Non-emergency	0	1
Total	21	292
No. of Patients	20	283

Type of Call

Type of Call	This Month	This Year
Accident (Industrial/Construction)	0	1
Motor Vehicle Collision	3	37
Assault	0	2
Fire	1	7
Injury not listed	0	0
Medical emergency	14	191
Public service	0	2
Standby	0	4
Transport	0	1
Training	0	0
Other	0	3

Transport Destination

Transport Destination	This Month	This Year
RGH	13	164
RTH	1	28
Glouster	0	0
Norfolk/Richmond	0	0
None	7	90
Medevac	0	8
Other	0	0

Level of Care

Level of Care	This Month	This Year
ALS	7	90
BLS	8	153
None necessary/rendered	6	49

Vehicle Mileage

	This Month	Nov. 2010 to Date
46	742	7583
48		1850
RC4		28


Mutual Aid, This Year

Mutual Aid	This Year
Callao	29
Northumberland	9

Mid-County Volunteer Rescue Squad
Call Report

Member Participation

Crew Member	1 Jan.				% of Total Calls	Special Services
	Calls Run This Month	AIC Driver Absent	Score	to Date		
Barnes, James	0	0	0	0	0.00%	98
Beays, Devin	1	0	0	11	3.76%	36
Briney, Roger	0	0	1	18	5.46%	100
Cockrell, Melvin	3	1	4	114	36.91%	1874
Cole, Sarah	0	2	1	6	2.73%	45
Crockett, Tomika	0	0	4	13	4.44%	110
Gogates, Judith	0	0	0	43	14.96%	284
Gogates, Margaret	0	0	0	1	0.34%	27
Gotthardt, Ed	0	0	0	0	0.00%	3
Gregory, Ainsley	0	0	5	11	3.76%	134
Haynie, Rebekah	0	0	0	9	3.07%	148
Howard, Charlie	0	0	0	0	0.00%	28
Hundley, Robert	0	0	1	24	8.19%	98
Kauffman, Janice	7	3	2	123	41.86%	458
New, Tina	2	0	4	56	19.11%	121
Newsome, Jeff	0	0	0	2	0.68%	39
Parlor, Garfield	0	3	1	40	13.66%	14
Rurdall, Dave	2	0	0	26	8.97%	2
Ryan, Paul	0	0	0	0	0.00%	5
Schlarber, Joe	4	1	1	122	41.64%	196
Shahan, Phil	0	0	1	26	9.63%	161
Sherouse, Don	0	0	0	13	4.44%	13
Smith, Sandi	0	0	0	1	0.34%	11
Snyder, Mark	1	0	0	19	6.46%	673
Wagner, Larry	0	2	0	58	19.11%	113
Walters, Jo	0	0	7	21	7.17%	38
Webber, Jim	1	7	0	181	44.71%	228
Wells, Jamey	0	0	0	13	4.44%	102
Worling, Gayle	0	0	0	0	0.00%	0
Worling, Wesley	0	0	0	0	0.00%	0
Widemyer, Jeann	0	0	0	0	0.00%	4
Wilmors, Britzini	0	0	0	9	3.07%	128
Wimpre, Bryan	0	0	0	1	0.34%	77
Wilson, Aston	0	0	0	3	1.02%	38
Wilson, Linda	0	0	0	0	0.00%	68
Yerby, Angela	0	0	0	4	1.37%	40



Mid-County Volunteer Rescue Squad Call Report

December 2012

Number of Calls

	This Month	This Year
Emergency	27	318
Non-emergency	0	1
Total	27	319
No. of Patients	27	310

Type of Call

Accident (Industrial/Construction)	0	1
Motor Vehicle Collision	4	41
Assault	0	2
Fire	0	7
Injury not listed	0	0
Medical emergency	20	211
Public service	0	2
Standby	0	4
Transport	0	1
Training	0	0
Other	0	3

Transport Destination

RGH	20	184
RTH	0	28
Glouster	0	0
Norfolk/Richmond	0	0
None	5	95
Medevac	2	10
Other	0	0

Level of Care

ALS	9	98
BLS	14	168
None necessary/rendered	4	53

Vehicle Mileage

	This Month	Nov. 2010 to Date
46	884	8476
48	199	2049
RC4		28

Mutual Aid, This Year

Callao	29
Northumberland	9

Member Participation

Crew Member	Calls Run This Month				1 Jan.	% of Total Calls	Special Service
	AIC	Driver	Attendant	Scene	to Date		Total Hours This Year
Barnes, James	0	0	0	0	0	0.00%	68
Basye, Devin	0	0	0	0	11	3.44%	36
Briney, Roger	0	0	0	0	16	5.00%	100
Cockrell, Melvin	6	0	2	3	125	39.06%	1213
Cole, Sarah	0	3	0	0	12	3.75%	45
Crockett, Tomika	0	1	3	0	17	5.31%	110
Dunn, Chonna	0	0	8	0	8	2.50%	0
Gogates, Judith	0	0	0	0	43	13.44%	264
Gogates, Margaret	0	0	0	0	1	0.31%	27
Gotthardt, Ed	0	0	0	0	0	0.00%	3
Gregory, Ashley	0	0	1	0	12	3.75%	191
Haynie, Rebekah	0	0	0	0	9	2.81%	166
Howard, Charlie	0	5	0	0	5	1.56%	28
Hindley, Robert	1	0	0	0	25	7.81%	88
Kauffman, Janice	9	2	2	0	135	42.19%	462
New, Tina	2	0	9	1	68	21.25%	123
Newsome, Jeff	0	0	0	0	2	0.63%	51
Parker, Garfield	0	0	0	0	40	12.50%	14
Rundell, Dave	0	0	0	0	26	8.13%	2
Ryan, Paul	0	0	0	0	0	0.00%	5
Schlatter, Joe	8	3	7	0	140	43.75%	197
Shahan, Phil	0	0	3	0	28	8.75%	161
Shearouse, Don	0	0	0	0	13	4.06%	13
Smith, Sandi	0	0	0	0	1	0.31%	11
Sowder, Mark	0	1	0	0	21	6.56%	637
Wagner, Larry	0	4	1	0	62	19.38%	113
Walters, Jo	0	0	3	0	24	7.50%	38
Webber, Jim	0	5	3	0	140	43.75%	234
Wells, Jamey	0	0	0	0	13	4.06%	102
Werling, Gayle	0	0	0	0	0	0.00%	0
Werling, Wesley	0	0	0	0	0	0.00%	0
Widenmyer, Jeann	0	0	0	0	0	0.00%	4
Wilmore, Britani	0	0	0	0	9	2.81%	128
Wilmore, Bryan	0	0	0	0	17	5.31%	77
Wilson, Aaron	0	0	0	0	3	0.94%	38
Wilson, Linda	0	0	0	0	6	0.00%	66
Yerby, Angela	0	0	0	0	4	1.25%	44